
**PINELLAS COUNTY, FLORIDA
CONSORTIUM**

**CONSOLIDATED ANNUAL PERFORMANCE
AND EVALUATION REPORT**

2017-2018 PROGRAM YEAR

Prepared for: Pinellas County Board of County Commissioners
By: Pinellas County Planning Department
Community Development and Planning Division
440 Court Street, 2nd Floor
Clearwater, FL 33756



December 28, 2018

Table of Contents

CR-05 - Goals and Outcomes.....	1
CR-10 - Racial and Ethnic composition of families assisted	9
CR-15 - Resources and Investments 91.520(a)	11
CR-20 - Affordable Housing 91.520(b)	16
CR-25 - Homeless and Other Special Needs 91.220(d, e); 91.320(d, e); 91.520(c)	19
CR-30 - Public Housing 91.220(h); 91.320(j)	23
CR-35 - Other Actions 91.220(j)-(k); 91.320(i)-(j)	25
CR-40 - Monitoring 91.220 and 91.230	32
CR-45 - CDBG 91.520(c)	34
CR-50 - HOME 91.520(d)	35
CR-60 - ESG 91.520(g) (ESG Recipients only)	38
CR-75 – Expenditures	39

Attachments

Attachment A:	ESG 17/18 HMIS Data
Attachment B:	Fair Housing Impediments
Attachment C:	PR 26 - CDBG Financial Summary
Attachment D:	Reports – HOME Match / HOME, CDBG & ESG Section 3 / HOME APR / Additional IDIS Reports
Attachment E:	Comment Period Notices

CR-05 - Goals and Outcomes

Progress the jurisdiction has made in carrying out its strategic plan and its action plan. 91.520(a)

This could be an overview that includes major initiatives and highlights that were proposed and executed throughout the program year.

Pinellas County is designated an Urban County for the Community Development Block Grant (CDBG) and Emergency Solutions Grant (ESG) program funds. The Urban County consists of all unincorporated areas of the County and the 20 municipalities participating in the County's program. Pinellas County is the lead entity of the Pinellas County Consortium for the HOME Investment Partnerships (HOME) program funds. The Consortium consists of the jurisdictions of Pinellas County, acting in its capacity as an Urban County, and the City of Largo.

Pinellas County successfully completed the third year of the County's Five-Year Consolidated Plan period for the CDBG, HOME and ESG Programs. This Consolidated Annual Performance and Evaluation Report (CAPER) covers the period from October 1, 2017 to September 30, 2018. Federal resources were utilized throughout the community for a variety of housing and community development activities to address the following objectives of the 2015-2019 Consolidated Plan: sustainability and availability/accessibility of a suitable living environment and increased accessibility and affordability to decent housing. Below are the objectives and outcomes addressed during the 2017-2018 fiscal year:

Objective: Performance Measure One (SL-3: Sustainability of Suitable Living Environment): 47,799 people and 1,502 households will have a sustainable (more livable) environment through infrastructure construction and improvements and facility rehabilitation for the purpose of creating a suitable living environment. **Outcome:** 22,933 people and 4 households served. Multiple projects are underway and will be reported next fiscal year.

Objective: Performance Measure Two (SL-1: Availability/Accessibility of Suitable Living Environment): 14,072 people and 200 households will have access to recreational and social services and a sustainable (more livable) environment through facility rehabilitation for the purpose of creating a suitable living environment. (Please note this is a duplicated count as these people reside in areas served through Performance Measure One.) **Outcome:** 15,993 people; 4 households served. Multiple projects are underway and will be reported next fiscal year.

Objective: Performance Measure Three (DH-2: Affordability of Decent Housing): 52 households will have access to affordable housing through down payment, housing, and mortgage assistance or through financial assistance for the purpose of providing decent affordable housing. **Outcome:** 180 households served. Additional housing activities remain underway and will be reported upon project completion.

Objective: Performance Measure Four (DH-1: Availability/Accessibility of Decent Housing): 39 households will have new or improved access to housing through the preservation of existing or creation or acquisition of additional units for the purpose of preserving and/or creating decent affordable housing. **Outcome:** 92 households served. Additional housing activities remain underway and will be reported upon project completion.

Objective: Performance Measure Four (DH-1: Availability/Accessibility of Decent Housing): 1,500 persons will have available improved access to housing services for the purpose of providing decent affordable housing. **Outcome:** 1,098 people served.

Funding provided to activities that addressed the identified objectives have improved neighborhoods and public facilities and have made a significant difference to residents of Pinellas County.

Comparison of the proposed versus actual outcomes for each outcome measure submitted with the consolidated plan and explain, if applicable, why progress was not made toward meeting goals and objectives. 91.520(g)

Categories, priority levels, funding sources and amounts, outcomes/objectives, goal outcome indicators, units of measure, targets, actual outcomes/outputs, and percentage completed for each of the grantee's program year goals.

Goal	Category	Source / Amount	Indicator	Unit of Measure	Expected Strategic Plan	Actual Strategic Plan	Percent Complete	Expected Program Year	Actual Program Year	Percent Complete
Administration	Administration	CDBG: \$543,799.50 HOME: \$191,367.68 ESG: \$16,714.00 SHIP Program: \$395,624.74 Local: HTF \$29,261.60	Other	Other	N/A	N/A	N/A	N/A	N/A	N/A
Code Enforcement	Non-Housing Community Development	CDBG: \$55,000	Housing Code Enforcement/Foreclosed Property Care	Household Housing Unit	25,000	12,177	48.71%	1,500	4,059	270.60%
Elimination of Slum and Blight	Non-Housing Community Development	CDBG: \$0	Public Facility or Infrastructure Activities other than Low/Moderate Income Housing Benefit	Persons Assisted	25,000	25,537	102.15%	19,781	0	0.00%
Elimination of Slum and Blight	Non-Housing Community Development	CDBG: \$35,012.02	Buildings Demolished	Buildings	10	4	40.00%	2	4	200.00%
Emergency Shelter and Transitional Housing	Homeless	federal: \$0	Overnight/Emergency Shelter/Transitional Housing Beds added	Beds	5	0	0.00%	0	0	0.00%

Goal	Category	Source / Amount	Indicator	Unit of Measure	Expected Strategic Plan	Actual Strategic Plan	Percent Complete	Expected Program Year	Actual Program Year	Percent Complete
Emergency Shelter and Transitional Housing	Homeless	federal: \$0	Housing for Homeless added	Household Housing Unit	5	0	0.00%	0	0	0.00%
Homeownership Opportunities	Affordable Housing	HOME: \$0 SHIP Program: \$0	Homeowner Housing Rehabilitated	Household Housing Unit	See Preservation of Owner Housing					
Homeownership Opportunities	Affordable Housing	HOME: \$141,260.00 SHIP Program: \$1,911,338.85	Direct Financial Assistance to Homebuyers	Households Assisted	20	230	1150.00%	32	139	434.38%
Homeownership Opportunities	Affordable Housing	HOME: \$0 SHIP Program: \$0	Other – See housing services	Other	0	0	0.00%	0	0	0.00%
Housing Services	Affordable Housing	SHIP Program: \$94,950.00	Public service activities for Low/Moderate Income Housing Benefit	Households Assisted	500	4,045	161.80%	1,500	1,098	73.20%
Neighborhood Improvements	Non-Housing Community Development	CDBG: \$495,632.93	Public Facility or Infrastructure Activities other than Low/Moderate Income Housing Benefit	Persons Assisted	10,000	61,874	618.74%	28,018	17,878	63.81%
Neighborhood Improvements	Non-Housing Community Development	CDBG: \$235,000.00 (duplicated under public services below)	Public service activities other than Low/Moderate Income Housing Benefit	Persons Assisted	10,000	10,999	109.99%	4,935	4,935	100.00%

Goal	Category	Source / Amount	Indicator	Unit of Measure	Expected Strategic Plan	Actual Strategic Plan	Percent Complete	Expected Program Year	Actual Program Year	Percent Complete
Preservation of Owner Housing	Affordable Housing	CDBG: \$0 HOME: \$271,245.98 SHIP Program: \$304,248.93	Homeowner Housing Rehabilitated	Household Housing Unit	20	60	300.00%	27	17	62.96%
Preservation of Rental Housing	Affordable Housing Non-Homeless Special Needs	CDBG: \$391,083.06 HOME: \$0 SHIP Program: \$823,216.02 Local HTF: \$0.00	Rental units rehabilitated	Household Housing Unit	50	197	394.00%	10	42	420.00%
Production of Owner Housing	Affordable Housing	CDBG: \$318,000.00 HOME: \$0 SHIP Program: \$1,867,981.12 Local HTF: \$465,318.29	Homeowner Housing Added	Household Housing Unit	15	48	320.00%	1	33	3,300%
Production of Rental Housing	Affordable Housing Non-Homeless Special Needs	CDBG: \$0 HOME: \$0 SHIP Program: \$0 Local HTF: \$0	Rental units constructed	Household Housing Unit	50	25	50.00%	10	0	0.00%
Public Facility Improvements	Public Housing Homeless Non-Homeless Special Needs Non-Housing Community Development	CDBG: \$372,917.02	Public Facility or Infrastructure Activities other than Low/Moderate Income Housing Benefit	Persons Assisted	2,500	72,018	2,880.72%	9,834	2,674	27.19%

Goal	Category	Source / Amount	Indicator	Unit of Measure	Expected Strategic Plan	Actual Strategic Plan	Percent Complete	Expected Program Year	Actual Program Year	Percent Complete
Public Services	Homeless Non-Homeless Special Needs Non-Housing Community Development	CDBG: \$374,709.13 ESG: \$80,772.22	Public service activities other than Low/Moderate Income Housing Benefit	Persons Assisted	2,500	8,486	339.44%	11,872	13,326	71.48%
Public Services	Homeless Non-Homeless Special Needs Non-Housing Community Development	CDBG: \$0 ESG: \$0	Public service activities for Low/Moderate Income Housing Benefit	Households Assisted	0	0	0.00%	100	0	0.00%
Rental Assistance	Affordable Housing Homeless	ESG: \$0	Tenant-based rental assistance / Rapid Rehousing	Households Assisted	125	45	36.00%	25	0	0.00%
Rental Assistance	Affordable Housing Homeless	ESG: \$134,367.09	Homelessness Prevention	Persons Assisted	125	130	104.00%	25	41	164.00%

Table 1 - Accomplishments – Program Year & Strategic Plan to Date

Assess how the jurisdiction's use of funds, particularly CDBG, addresses the priorities and specific objectives identified in the plan, giving special attention to the highest priority activities identified.

Projects funded during the reporting period supported objectives identified in the 2015-19 Consolidated Plan. CDBG, ESG and HOME funds were used to address the high priority needs of providing affordable housing, supporting facilities/housing and addressing holistic physical revitalization/redevelopment in the urban county.

Projects completed during the 2017-18 fiscal year helped meet the following specific goals identified in the Consolidated Plan and Annual Action Plan:

Goal: Public Facility Improvements - Acquisition, design/engineering and/or construction/rehabilitation of facilities providing services to extremely low- to moderate-income residents, including homeless and special needs populations. This goal was addressed through completion of the following projects:

- Catholic Charities Christopher Annex Rehabilitation
- Directions for Living Facility Rehabilitation
- Pinellas Ex Offender Re-Entry Coalition Facility Design
- Lighthouse of Pinellas Facility Rehabilitation

Goal: Public Services - Operating expenses at public facilities that serve low- and moderate-income residents, including homeless and special needs populations. Supporting operations of public facilities that serve low- to moderate-income households. This goal was addressed through completion of the following projects:

- Directions for Living Homeless Services Operations
- Greater Ridgecrest Branch YMCA - Omni Center Operations
- Gulfcoast Legal Services Fair Housing Program Operations
- Pinellas Opportunity Council Chore Services Program Operations
- Police Athletic League Operations

Goal: Elimination of Slum and Blight - Eliminate or prevent slum and blight to assist in restoring economic vitality in blighted special districts or on a spot basis. Includes façade improvements and physical improvements in special districts, and demolition of residential, commercial, or publicly owned substandard structures. This goal was addressed through completion of the following projects:

- Demolition and Clearance Program - Removal of substandard structures.

Goal: Code Enforcement - Payment of salaries and overhead costs directly related to the enforcement of local codes in deteriorating or deteriorated areas where such enforcement, together with public and private

improvements, rehabilitation, or services to be provided, may be expected to arrest the decline of the slum or blighted area. This goal was addressed through completion of the following projects:

- Target Area Code Enforcement

Goal: Neighborhood Improvements - Activities in NRSAs, Target Areas, and HUD designated Low-Mod Areas to improve the communities and neighborhoods making them more livable or viable. Includes public facility improvements (acquisition, design/engineering and/or construction/rehabilitation of public facilities), public services (operating expenses for programs at public facilities), physical improvements (design/construction of infrastructure, streetscape improvements; acquisition/maintenance of land for publicly owned improvements; beautification campaigns including cleanups, incentive programs, costs associated with street lighting districts, litter control, neighborhood signage and landscaping), and comprehensive neighborhood planning for identification of future target areas if adequate financial resources, including staff resources, are available. This goal was addressed through completion of the following projects:

- Dansville Neighborhood Improvements
- Joe's Creek Park Design and Improvements
- Local Community Housing Corporation Cops N Kids Facility Design
- Lealman and Asian Neighborhood Family Center Acquisition/Expansion
- NRSA/Target Area Pre-Development Activities

Goals: Preservation of Owner and/or Rental Housing; Production of Owner and/or Rental Housing; Homeownership Opportunities; Rental Assistance; and Housing Services - Preservation or production of affordable housing. These goals were addressed through completion of the following projects:

- Community Housing Assistance Program (Homelessness Prevention/Re-Housing Program)
- Owner/Rental Housing Preservation Programs
- Owner/Rental Housing Production Programs
- Housing Opportunities Programs

Several projects identified in the FY 17-18 Action Plan are still underway and will be completed in the next fiscal year. These projects include:

- City of Gulfport Street Improvements - project underway.
- City of Pinellas Park Streetscape Improvements - project underway.
- Dansville Pine Street Infrastructure Improvements - project underway.
- Friends of Ridgecrest Facility Rehabilitation - project underway.
- Pinellas Suncoast Transit Authority Shelter Installations - project underway.
- Police Athletic League Facility Rehabilitation - project underway.

- Starting Right Now Facility Rehabilitation - project underway.
- WestCare Facility Rehabilitation - project underway.
- Housing Programs, including housing opportunities, housing preservation and housing production activities, remain open to allow for the expenditure of remaining project funds and program income.

Several alternate projects are being considered for funding with unanticipated program income received during the fiscal year. These activities, if funded, will be completed in the next fiscal year.

Actual expenditures for each priority need during FY 17-18 were consistent with the Annual Action Plan and with identified objectives. Affordable housing projects often span multiple reporting periods, thus activities are carried over into subsequent fiscal years. Additionally neighborhood revitalization activities funded with CDBG can span multiple fiscal years with additional funds added each year. These multiple year activities will be reported in future CAPERs when completed.

CR-10 - Racial and Ethnic composition of families assisted

Describe the families assisted (including the racial and ethnic status of families assisted). 91.520(a)

	CDBG	HOME	ESG
White	1,797	11	261
Black or African American	814	0	165
Asian	20	0	6
American Indian or American Native	10	0	1
Native Hawaiian or Other Pacific Islander	9	0	0
Total	2,650	11	433
Hispanic	266	1	45
Not Hispanic	2,384	10	388
Please note the data included in the table above does not include participants who identified their racial status as American India/Alaskan Native and White, Asian and White, Black/African American and White, American Indian /Alaskan Native and Black/African American, and Other Multi-Racial. The narrative below includes the demographic data for all racial and ethnic groups reported for all funding sources.			
Table 2 – Table of assistance to racial and ethnic populations by source of funds			

Narrative

In FY 17-18, CDBG funded public service and public facility activities served a total of 2,918 persons with the following racial and ethnic status: White - 1,787 (61.24%); Black/African American - 803 (27.52%); Asian - 20 (0.69%); American Indian/Alaskan Native - 10 (0.34%); Native Hawaiian/Other Pacific Islander - 9 (0.31%);

Black/African American and White - 3 (0.10%); and Other Multi-Racial - 286 (9.80%). Of the total program participants, 366 or 12.54% were Hispanic. CDBG funded housing activities served a total of 21 households with the following racial and ethnic status: White - 10 (47.62%); Black/African American - 11 (52.38%). Of the total housing program participants, 2 or 9.52% were Hispanic. The income demographics for the CDBG program participants are as follows: Extremely Low Income (0-30% AMI) - 1,991 (68.23%); Very Low Income (31-50% AMI) - 412 (14.12%); Low Income (51-80% AMI) - 338 (11.58%); and Moderate Income (80%+ AMI) - 177 (6.07%). CDBG also funded projects that serve residents within designated Neighborhood Revitalization Strategy and Local Target Areas that are reported on an area basis. These projects benefitted 35,596 residents in those areas.

In FY 17-18, HOME funded housing activities served a total of 11 households with the following racial and ethnic status: White - 11 (100%). Of the total housing program participants, 1 or 9.09% was Hispanic. The income demographics for the HOME families assisted are as follows: Very Low Income (31-50% AMI) - 2 (18.18%) and Low Income (51-80% AMI) - 9 (81.82%).

In FY 17-18, the ESG funded Community Housing Assistance Program (CHAP) completed serving a total of 41 individuals and/or households consisting of a total of 106 persons with the following racial and ethnic status: White - 17 (41.46%); Black/African American - 21 (51.22%); Asian - 1 (2.44%); American Indian/Alaskan Native and White - 1 (2.44%); and Multi-Racial - 1 (2.44%). Of the total program participants, 6 or 14.63% were Hispanic. All 41, or 100%, ESG individuals and/or households assisted were Extremely Low Income (0-30% AMI). Additional participants are in the process of being served and will be reported when their service is complete.

In FY 17-18, State SHIP funded housing activities served a total of 190 households with the following racial and ethnic status: White - 146 (76.84%); Black/African American - 34 (17.89%); Asian - 2 (1.05%); American Indian/Alaskan Native - 1 (0.53%); American Indian/Alaskan Native and White - 1 (0.53%); Asian and White - 3 (1.58%); Black/African American and White - 1 (0.53%); and Other Multi-Racial - 2 (1.05%). Of the total housing program participants, 20 or 10.53% were Hispanic. The income demographics for the State SHIP families assisted are as follows: Extremely Low Income (0-30% AMI) - 18 (9.47%); Very Low Income (31-50% AMI) - 28 (14.74%); Low Income (51-80% AMI) - 66 (34.74%); and Moderate Income (81-120% AMI) - 78 (41.05%). Additional households are in the process of being served and will be reported when their activity is complete.

In FY 17-18, local HTF funded activities served a total of 9 households with the following racial and ethnic status: White - 6 (66.67%) and Black/African American - 3 (33.33%). The income demographics for the HTF families assisted are as follows: Low Income (51-80% AMI) - 4 (44.44%) and Moderate Income (81-120% AMI) - 5 (55.56%). Additional households are in the process of being served and will be reported when their activity is complete.

CR-15 - Resources and Investments 91.520(a)

Identify the resources made available

Source of Funds	Source	Resources Made Available	Amount Expended During Program Year
CDBG	CDBG	2,718,788.49	2,282,285.33
HOME	HOME	1,943,376.77	1,424,871.17
ESG	ESG	222,856	219,256.81
Other	Other-SHIP/HTF	4,216,260.91	5,600,342.06
Table 3 - Resources Made Available			

Narrative

During the fiscal year, Pinellas County had a total of \$4,885,021.26 in Federal CDBG, HOME and ESG program funding available to fund eligible housing and community development activities in low- and moderate-income and slum and blighted areas, and to fund local agencies that provide services that assist low- and moderate-income residents throughout the County. The funding consisted of \$3,792,023 in new entitlement funding through the CDBG, HOME, and ESG programs and \$1,092,998.26 in program income received during the program year generated from previously funded CDBG and HOME program activities. The County also had a total of \$264,529.25 in Neighborhood Stabilization Program (Rounds 1, 2 and 3) program income available for eligible housing related activities. Additionally, Pinellas County had a total of \$4,216,260.91 in Florida State Housing Initiatives Partnership (SHIP) program and local Housing Trust Funds (HTF) and General Funds available to assist in addressing the housing needs in the County. There was one MBE/WBE subcontract executed during the fiscal year.

Identify the geographic distribution and location of investments

Target Area	Planned Percentage of Allocation	Actual Percentage of Allocation	Narrative Description
Central Lealman/East Lealman Target Area	6	3.6	Redevelopment/revitalization, code enforcement, facility improvements and public service activities in the locally designated Central and East Lealman Target Areas
Countywide	42	29.0	Facility improvements, relocation and housing preservation/production activities
Dansville Redevelopment Area	17	0.7	Redevelopment/revitalization activities in the Dansville Neighborhood Revitalization Area
Greater Ridgecrest Area	6	2.8	Public service activities in the Greater Ridgecrest Neighborhood Revitalization Area

Target Area	Planned Percentage of Allocation	Actual Percentage of Allocation	Narrative Description
High Point Target Area	0	0.0	No activities in the High Point Target Area
Tarpon Springs Target Area	0	0.2	Facility improvement and housing preservation activities in the locally designated Tarpon Springs Target Area
Urban County	29	63.7	Infrastructure, public service, homeless/homelessness prevention and housing preservation/production activities
Table 4 – Identify the geographic distribution and location of investments			

Narrative

During the fiscal year, 0.7% of the total expenditures of available resources, less administrative funding, was expended on activities in the Dansville Neighborhood Revitalization Area; 2.8% was expended on activities in the Greater Ridgecrest Neighborhood Revitalization Area; 3.60% was expended on activities in the Central and East Lealman Target Areas; and 0.2% was expended on activities in the Tarpon Springs Target Area. An additional 63.7% was expended on activities that provide services to residents within the Urban County and 29.0% was expended on activities that provided services to residents countywide.

Redevelopment and revitalization funds are directed to County targeted areas; including two HUD-approved Neighborhood Revitalization Strategy Areas (NRSA) and the locally designated East and Central Lealman Target Areas, Tarpon Springs Target Area and High Point Target Area. Funds are also used to support redevelopment activities in cooperating cities. All areas are either principally low/moderate income as determined through HUD generated Low and Moderate Income Summary Data or slum/blight areas as designated by the local government.

Public facility improvement and operations activities can be funded throughout the County as long as the activities being carried out at the facilities serve residents of the Urban County and are serving a low- and moderate-income clientele.

Housing programs are available throughout the Urban County, with a focus on areas with a concentration of older housing, as well as on special targeted areas. The County encourages mixed-income developments. For activities involving homeless or special needs, the emphasis continues to be cooperation with other entitlement communities in the County to ensure that those in need within all areas of the County are served (while ensuring that the project sponsor or sub-grantee is serving Urban County residents).

Leveraging

Explain how federal funds leveraged additional resources (private, state and local funds), including a description of how matching requirements were satisfied, as well as how any publicly owned land or property located within the jurisdiction that were used to address the needs identified in the plan.

The County expended \$2,815,147.47 of Federal CDBG, HOME and ESG funds during the fiscal year on completed housing, public service, public facility and public infrastructure related activities. Additionally, the County expended \$5,467,053.21 of local HTF and State SHIP funds on completed housing program activities. The projects completed with Federal, State, and local funds leveraged \$22,423,946.53 in community funding.

Pinellas County continues to leverage Federal funds through the use of other public and private resources. The County's annual application cycle emphasizes the need to leverage Federal funds with local funds in order to meet more of the needs within the community. Annual allocations and program income generated through the State of Florida's SHIP program and program income generated through the County's locally funded HTF program provide public leveraging. Private lenders also provide leveraging through primary loans on homeownership activities and rental development.

Matching requirements of the HOME program are satisfied primarily with State of Florida SHIP funds and with Pinellas County's Housing Trust Fund. Although no new HOME Match was contributed during FY 17-18, the County began the fiscal year with \$423,913.67 in excess HOME Match carried over from prior fiscal years.

Matching requirements of the ESG program were satisfied with County General Funds on activities benefitting homeless individuals and families.

Pinellas County dedicated \$15 Million of Penny for Pinellas revenue from a one-cent sales tax for providing affordable housing within the County. The funds are provided to acquire land to be held in a Land Trust and utilized for affordable housing. Approximately \$12.8 Million has been provided for the purchase 33.7 acres of land that will provide 541 units of affordable housing. The \$12.8 Million has leveraged approximately \$74.3 Million of private financing.

Pinellas County acquired a total of 60 parcels in the Dansville NRSA to facilitate comprehensive neighborhood revitalization work. To date, thirteen new homes have been constructed by Habitat for Humanity and sold to households at or below 80% AMI. During FY 17-18, six additional parcels were conveyed to Habitat for Humanity for construction of single-family houses scheduled to be completed in early 2019. The County plans to sell additional parcels for housing development in 2019.

Pinellas County conveyed seven parcels located in the Greater Ridgecrest NRSA to Habitat for Humanity in March 2018 for the construction of affordable housing.

Additionally, the County owns property in the Greater Ridgecrest Neighborhood Revitalization Strategy Area (NRSA), which houses the Greater Ridgecrest Branch YMCA. The YMCA administers a comprehensive recreation program for the residents of the surrounding Greater Ridgecrest Area, low- and moderate-income neighborhoods. The YMCA serves three crucial areas of focus to help residents with youth development, healthy living, and social responsibility. The YMCA also serves other YMCA school age programs, Ridgecrest Elementary School, and Indian Rocks Christian School, by providing access to the pool and gym. For community residents, the YMCA serves as an affordable rental venue for private community events. The Greater Ridgecrest Branch of the YMCA of the Suncoast is guided by an advisory board with 100% of its membership being residents of the community or persons whose principal place of business is in the community.

Fiscal Year Summary – HOME Match	
1. Excess match from prior Federal fiscal year	\$423,913.67
2. Match contributed during current Federal fiscal year	\$0.00
3. Total match available for current Federal fiscal year (Line 1 plus Line 2)	\$423,913.67
4. Match liability for current Federal fiscal year	\$68,096.45
5. Excess match carried over to next Federal fiscal year (Line 3 minus Line 4)	\$355,817.22
Table 5 – Fiscal Year Summary - HOME Match Report	

Match Contribution for the Federal Fiscal Year								
Project No. or Other ID	Date of Contribution	Cash (non-Federal sources)	Foregone Taxes, Fees, Charges	Appraised Land/Real Property	Required Infrastructure	Site Preparation, Construction Materials, Donated labor	Bond Financing	Total Match
No new match contributed during FY 17-18.								
Table 6 – Match Contribution for the Federal Fiscal Year								

HOME MBE/WBE report

Program Income – Enter the program amounts for the reporting period				
Balance on hand at begin-ning of reporting period \$	Amount received during reporting period \$	Total amount expended during reporting period \$	Amount expended for TBRA \$	Balance on hand at end of reporting period \$
\$0.00	\$863,866.77	\$863,833.77	\$0.00	\$0.00
Table 7 – Program Income				

Minority Business Enterprises and Women Business Enterprises – Indicate the number and dollar value of contracts for HOME projects completed during the reporting period						
	Total	Minority Business Enterprises				White Non-Hispanic
		Alaskan Native or American Indian	Asian or Pacific Islander	Black Non-Hispanic	Hispanic	
Contracts						
Number	0	0	0	0	0	0
Dollar Amount	0	0	0	0	0	0
Sub-Contracts						
Number	9	0	0	0	0	9
Dollar Amount	357,864	0	0	0	0	357,864
	Total	Women Business Enterprises	Male			
Contracts						
Number	0	0	0			
Dollar Amount	0	0	0			
Sub-Contracts						
Number	9	1	8			
Dollar Amount	357,864	13,000	344,864			
Table 8 - Minority Business and Women Business Enterprises						

Minority Owners of Rental Property – Indicate the number of HOME assisted rental property owners and the total amount of HOME funds in these rental properties assisted						
	Total	Minority Property Owners				White Non-Hispanic
		Alaskan Native or American Indian	Asian or Pacific Islander	Black Non-Hispanic	Hispanic	
Number	0	0	0	0	0	0
Dollar Amount	0	0	0	0	0	0

Table 9 – Minority Owners of Rental Property

Relocation and Real Property Acquisition – Indicate the number of persons displaced, the cost of relocation payments, the number of parcels acquired, and the cost of acquisition						
Parcels Acquired			0	0		
Businesses Displaced			0	0		
Nonprofit Organizations Displaced			0	0		
Households Temporarily Relocated, not Displaced			0	0		
Households Displaced	Total	Minority Property Enterprises				White Non-Hispanic
		Alaskan Native or American Indian	Asian or Pacific Islander	Black Non-Hispanic	Hispanic	
Number	0	0	0	0	0	0
Cost	0	0	0	0	0	0

Table 10 – Relocation and Real Property Acquisition

CR-20 - Affordable Housing 91.520(b)

Evaluation of the jurisdiction's progress in providing affordable housing, including the number and types of families served, the number of extremely low-income, low-income, moderate-income, and middle-income persons served.

	One-Year Goal	Actual
Number of Homeless households to be provided affordable housing units	25	0
Number of Non-Homeless households to be provided affordable housing units	105	243
Number of Special-Needs households to be provided affordable housing units	0	29
Total	130	272

Table 11 – Number of Households

	One-Year Goal	Actual
Number of households supported through Rental Assistance	50	41
Number of households supported through The Production of New Units	11	33
Number of households supported through Rehab of Existing Units	37	59
Number of households supported through Acquisition of Existing Units	32	139
Total	130	272
Table 12 – Number of Households Supported		

Discuss the difference between goals and outcomes and problems encountered in meeting these goals.

Pinellas County continues to work on meeting the goals identified in the 2011-2015 Consolidated Plan. Most annual affordable housing goals were exceeded. Although the annual goal in the category of the number of homeless households to be provided affordable housing units was not met, the County is on track to meet the goal identified in the Five-Year Plan. The County addressed this goal through the rapid rehousing portion of the CHAP Program. An overall lack of affordable housing units and specifically a lack of landlords willing to provide units to renters with histories of credit issues and evictions remains an issue.

Sufficient funding for affordable housing programs continues to be a barrier. Even with a slight increase of just over 2.5%, at \$1,079,510, the HOME allocation remains well below the funding levels needed to address the lack of affordable housing in the County. The County’s allocation from the State SHIP Program decreased almost \$1M to \$2,149,093 in FY 17-18 and will decrease substantially in FY 18-19 to \$692,931. Insufficient federal, state and local resources that support the development and financing of affordable housing continues to create a gap in the financing of projects and programs administered by the County.

Discuss how these outcomes will impact future annual action plans.

In the current 5-year Consolidated Plan, covering fiscal years 2015-16 through 2019-20, the County re-evaluated and reduced the expected goals for the five-year cycle due to the continued reduction in resources for affordable housing. Affordable housing continues to be one of the high priority goals identified in the 5-Year Plan and will continue to be addressed in the Annual Action Plans and Pinellas County will continue to utilize federal CDBG, HOME and ESG funds, as well as State SHIP funds and local HTF funds, to meet the needs identified.

Include the number of extremely low-income, low-income, and moderate-income persons served by each activity where information on income by family size is required to determine the eligibility of the activity.

Number of Households Served	CDBG Actual	HOME Actual
Extremely Low-income	0	2
Low-income	21	9
Moderate-income	0	0
Total	21	11
Table 13 – Number of Households Served		

Narrative Information

Pinellas County housing programs are available to extremely low, low, and moderate-income households that meet the eligibility requirements for each program. In FY 17-18 Pinellas County housing programs assisted 272 total units using Federal CDBG, HOME, and ESG funding (73 total units), as well as State SHIP funds and local HTF funds (199 total units). Owner housing opportunity programs, owner preservation programs, and owner housing production programs served a total of 189 households: 3 extremely low-income, 15 low-income, 88 low to moderate-income and 83 low-mod-middle income. Rental housing preservation and homelessness prevention programs served a total of 83 households: 56 extremely low-income, 17 low-income, and 10 low to moderate-income.

Pinellas County continues to experience a significant housing affordability issue with both ownership and rental housing. The County is experiencing home prices increasing while incomes remain relatively stationary. According to the Harvard Joint Center for Housing Studies, in the Tampa Bay area, 2017 median sales prices are 4 times higher than incomes. The Harvard Joint Center for Housing Studies 2017 report on America’s Rental Housing indicates that renting is the primary housing options for lower income households. “A majority (53%) of households earning less than \$35,000 rent their housing, including over 60% of households earning less than \$15,000.” According to the National Low Income Housing Coalition’s Out of Reach 2018, affordable rents for a minimum wage worker in Pinellas County is \$429 a month. Rents affordable to a worker with an average renter wage is \$837 a month. In Pinellas County, fair market rent for a 1-bedroom unit is \$842 and a 2-bedroom unit is \$1,045, well above the affordable rents to not only a minimum wage worker, but also workers making an average worker wage. In order to be able to afford a 1-bedroom unit, a households income must be \$33,680 and to afford a 2-bedroom unit, a household’s income must be \$41,800. The estimated renter median household income in Pinellas County is \$35,919. According to the Harvard Joint Center for Housing Studies, more than half the renters in the Tampa Bay Area are cost-burdened, paying more than 30% of their income on housing, while approximately 26% of renters are severely cost-burdened, paying more than 50% of their income one housing. For owners, approximately 25% of owners are cost-burdened, paying more than 30% of their income on housing, while approximately 12% of owners are severely cost-burdened paying more than 30% of their income on housing.

The supply of affordable rental housing in the Consortium for extremely low-, low-, moderate-, and middle-income families, has not kept pace with the increased demand for rental housing. Average rents are not affordable and households are barely able to afford rent. Pinellas County is built out and lacks adequate developable land for construction of new affordable rental housing. These barriers continue to have a negative impact on projects and programs utilized to implement the County's stated strategies.

CR-25 - Homeless and Other Special Needs 91.220(d, e); 91.320(d, e); 91.520(c)

Evaluate the jurisdiction's progress in meeting its specific objectives for reducing and ending homelessness through:

Reaching out to homeless persons (especially unsheltered persons) and assessing their individual needs

In FY 17-18 Pinellas County provided \$294,882.48 in CDBG funds and \$80,772.22 in ESG funds supporting homeless operations and homeless and special needs facility rehabilitation. Funding was provided to five completed projects: Directions for Living for facility rehabilitation providing services to homeless and abused children; Pinellas Ex Offender Re-Entry Coalition for facility rehabilitation design providing services to the homeless; WestCare Gulfcoast-FL for the rehabilitation of Davis Bradley transitional housing and residential treatment facility; Directions for Living for operating costs including essential service salaries for the homeless services program and street outreach case management; and Pinellas Opportunity Council operations providing services to the elderly. Funding the projects addresses the following priority needs: supporting improvements of public facilities serving low- and moderate-income persons, including the homeless and special needs populations and supporting operations of programs serving low- and moderate-income persons, including the homeless and special needs populations. Additionally, the projects supporting the following goals: public facility improvements and public services. Additionally, Pinellas County works closely with the Pinellas County Homeless Leadership Board, Inc., attending general meetings of the Board, participating on multiple committees and providing staff support for the Point-in-Time Count.

In addition to CDBG and ESG funding for street outreach, the Human Services Department provided approximately \$240,000 to Directions for Living and Operation PAR for four outreach teams to help place homeless persons into emergency shelters and provide referrals to social services. Additionally, through the Human Services Department, the County expended over \$670,000 through the County's Rapid Rehousing Program providing client assistance, case management and rapid rehousing navigation teams; just over \$100,000 on the SOAR Program providing assistance to homeless individuals to obtain financial and medical benefits through Social Security; and over \$4.5 Million in other homeless services including aftercare case management, healthcare (including dental, laboratory, specialty care and prescription services), and behavioral health services.

The Homeless Leadership Board (HLB) partners with the Juvenile Welfare Board's Children's Services Council & 2-1-1 Tampa Bay Cares on the Family Services Initiative (FSI) that works with families with needs to prevent homelessness while working on longer-term issues and to have one place for families to make initial contact for help. FSI is publicized widely as the place to go for help for the homeless and at-risk families. Homeless/at risk families call 2-1-1 & are directed to specific triage staff for short assessment. Outreach is done by three full-time/two half-time Street Outreach Teams who cover major parts of the county five days a week. The Street Outreach Teams are the center of the Continuum of Care's efforts to find & engage street homeless, in place since late 2006. Each Street Outreach Team is composed of one law enforcement officer and one case manager. Additionally, Street Outreach Individuals focus on finding unaccompanied youth. The Veterans Administration funds Veterans Outreach persons.

All the outreach personnel meet bi-monthly to discuss problems, identify increases/decreases in specific populations, problem-solve, and meet with providers of emergency mats and beds. Police departments train their law enforcement staff members on working with street homeless persons. Once a street homeless individual or couple seeks assistance, they are encouraged to go to Safe Harbor, the County's major intake/emergency shelter and are assigned to a case manager for assessment & referral to services, etc. Unaccompanied youth are 'friended' and referred to Family Resources and other youth programs to get them off the street. Street Outreach Teams also process individuals for entrance to Pinellas Hope, another major emergency shelter.

Addressing the emergency shelter and transitional housing needs of homeless persons

As a result of limited funding for operations, Pinellas County supports emergency and transitional housing needs by providing CDBG funding to assist with brick and mortar type projects and some operational support. In FY 17-18, the County provided \$50,000 in CDBG funds to Pinellas Ex Offender Re-Entry Coalition for facility design that served 408 people. CDBG funding is also being provided to Starting Right Now for their youth transitional housing facility, the project is currently underway, and to WestCare Gulfcoast-FL for the rehabilitation of transitional housing and residential treatment, the project is currently underway.

In FY 17-18, the Human Services Department provided just under \$1.6 Million in support of programs that address the emergency shelter and transitional housing needs of homeless persons. The County provided \$607,327 to support Pinellas Hope, efficiency apartments for homeless individuals providing transitional housing for homeless individuals as they begin to transition back to regular housing. The County provided \$128,444 to CASA and \$56,921 to Religious Community Services to support emergency shelter for survivors of domestic violence. The County provided \$40,000 to ALPHA House, \$38,296 to Brookwood, \$163,279 to Homeless Empowerment Program, \$80,000 to Religious Community Services, \$80,000 to the Society of St. Vincent De Paul and \$395,236 to WestCare Gulfcoast in support of emergency shelters. Funding the projects addresses the following priority need: supporting operations of programs serving low- and moderate-income

persons, including the homeless and special needs populations. Additionally, the projects supporting the following goal: public services.

Helping low-income individuals and families avoid becoming homeless, especially extremely low-income individuals and families and those who are: likely to become homeless after being discharged from publicly funded institutions and systems of care (such as health care facilities, mental health facilities, foster care and other youth facilities, and corrections programs and institutions); and, receiving assistance from public or private agencies that address housing, health, social services, employment, education, or youth needs

Pinellas County has a coordinated discharge structure for persons being discharged from publicly funded institutions and systems of care. Participating institutions and systems of care make every effort to ensure that persons are not discharged into homelessness.

Although ESG funds are not directly identified to be used for discharge coordination, in FY 17-18, Pinellas County expended \$134,367.09 in ESG funds administering the Community Housing Assistance Program providing homelessness prevention activities. These activities can assist to ensure that persons discharged are not discharged into homelessness but can be rapid re-housed if necessary. In FY 17-18, Pinellas County served a total of 41 individuals and/or households at risk of becoming homeless. Funding the CHAP program addresses the following priority needs: Preserve existing and/or produce new affordable housing for low- to moderate-income owner and renter households, including special needs populations. Additionally, the projects supporting the following goal: rental assistance.

Pinellas County Human Services provides Homeless Prevention and Self-Sufficiency programs targeted to the homeless population. The programs target high poverty zone areas throughout the County and focus on individuals who are disabled and need assistance applying for Federal benefits, employed homeless families with children seeking affordable, permanent housing, and veterans who need assistance with obtaining Federal benefits, with a special focus on homeless veterans. Human Services provided \$410,950 towards their Family Housing Assistance Program, which provides case management to highly motivated working families with a desire to transition from homelessness into economic self-sufficiency through customized family plans that include assistance with locating housing, paying rent and/or security deposits, utilities, food, transportation, work assistance or retraining. Financial coaching services are provided to assist families with budgeting and establishing or restoring credit. Additionally, Human Services provided over \$1.1 Million towards their Adult Emergency Financial Assistance Program, which assists with past due rents to avoid eviction, emergency mortgage assistance to reduce the risk of foreclosure, utility assistance, transportation assistance and work-related expenses. Human Services also provided \$16,000 to the Community Law Program for legal services for foreclosure or tenant eviction cases and educational forums and over \$2 Million for services including behavioral health services (mental health, substance abuse, adult detox, transitional programs, medication assisted treatments, outpatient and peer recovery support services) and services for

abused children, victims of domestic violence, persons living with HIV/AIDS, the elderly, and the disabled (including those with mental disabilities).

The Veterans Services Program focus on homeless veterans. Traditional and homeless veterans may receive services under any of the Homeless Prevention and Self-Sufficiency Programs they qualify for and may receive medical assistance through the Pinellas County Health Program until their Federal medical benefits are determined and received.

The County continues to monitor the availability of additional Federal funds that may become available to address homeless and homeless prevention activities. Pinellas County coordinates these activities with other jurisdictions within the County to ensure that eligible recipients are not moving needlessly in order to access the funding.

Helping homeless persons (especially chronically homeless individuals and families, families with children, veterans and their families, and unaccompanied youth) make the transition to permanent housing and independent living, including shortening the period of time that individuals and families experience homelessness, facilitating access for homeless individuals and families to affordable housing units, and preventing individuals and families who were recently homeless from becoming homeless again

In FY 17-18, Pinellas County expended \$134,367.09 in ESG funds administering the Community Housing Assistance Program providing homelessness prevention and rapid rehousing assistance. In FY 17-18, Pinellas County served a total of 41 individuals and/or households at risk of becoming homeless. Additionally, the County expended provided over \$1.5 Million through the Adult Emergency Financial Assistance Program and Family Housing Assistance Program to assistance individuals and families become stably housed in safe housing, become financially self-sufficient through improved financial management skills. The programs provide security deposits, rent assistance and case management and referrals to outside service agencies.

Pinellas Safe Harbor, a 470-bed homeless shelter and jail diversion program that opened in January 2011 helps divert homeless individuals from the criminal justice system and alleviates jail overcrowding. Pinellas Safe Harbor serves as a transitional facility to prevent former County residents coming out of State prisons from ending up on the street. As a jail diversion program, Pinellas Safe Harbor is a cost effective alternative to jail incarceration. It costs \$106 per day for Pinellas County to house an inmate in jail, while it costs Pinellas Safe Harbor \$13 per day to house a resident. Clientele includes military veterans, chronically homeless, physically disabled, persons with mental illness, alcohol/drug abusers, individuals living on the street, individuals released from jail, and individuals from emergency shelters where they are no longer welcome. The goal of Pinellas Safe Harbor is to enable individuals to re-enter mainstream society and receive assistance

towards acquiring more permanent housing. Pinellas Safe Harbor operations budget is provided by the Pinellas County Sheriff's Office, which is offset by municipal and community contributions.

Pinellas County coordinates with the Juvenile Welfare Board (JWB) Family Service Initiative, which provides a range of prevention assistance to families/children (may include very-short term shelter and case management to remain in/get new housing). The County funds 2-1-1 Tampa Bay Cares to connect at-risk families/persons with prevention resources including Emergency Food and Shelter projects.

The Continuum of Care is exploring strategies and potential initiatives to shorten the period of time families are experiencing homelessness. The Service Prioritization Decision Assistance Tool has been developed and initial training has been provided. The Continuum of Care began using HMIS to formally monitor returns to homelessness from permanent housing programs (Rapid Re-Housing, Permanent Supportive Housing, PH). This process is the monitoring base of the System Quality Improvement Committee performance outcome monitoring/evaluation system used to set goals and measure performance for the Continuum. HLB and HMIS staff meet monthly to review performance and identify a baseline for returns to homelessness from permanent housing. Continual monitoring/tracking of families/individuals who return to homelessness will evaluate the measures taken to reduce the chance of return. The most critical steps now for the Continuum to assist families/individuals are enrollment in cash/non-cash mainstream resources prior to exit and ongoing case management/contact with the person/family; this is in place for many PH/PSH programs but not for family rapid re-housing. Another step being explored is improved employment/job readiness skills training for all exiters.

CR-30 - Public Housing 91.220(h); 91.320(j)

Actions taken to address the needs of public housing

There are five public housing authorities within Pinellas County. The Pinellas County Housing Authority, Clearwater Housing Authority and the St. Petersburg Housing Authority, all have public housing units and administer vouchers. These three agencies continue to redevelop many of their public housing sites into mixed-income developments. The Dunedin Housing Authority currently has no public housing units and does not administer vouchers. Additionally, the Housing Authority of Tarpon Springs owns and operates public housing units but does not administer vouchers. Public Housing Authorities in Florida are created as independent organizations under Florida Statutes. Thus, the County interfaces with the local housing authorities on activities as requested by them, and the County has contributed toward safe and sound public housing, as well as the provision of recreational and other social services.

The County and the housing authorities continue to work together to identify opportunities that will provide affordable units to households at 50% AMI, 60% AMI and up to 120% AMI.

Actions taken to encourage public housing residents to become more involved in management and participate in homeownership

The Pinellas County Housing Authority (PCHA) encourages residents to become more involved in management and to participate in self-sufficiency programs. PCHA offers a Family Self-Sufficiency Program for all Housing Choice Voucher holders who wish to improve their financial situation, eliminate their dependence on public assistance and are motivated to changing their lives.

PCHA partners with agencies and businesses throughout the community to coordinate services for participants including child care, educational/vocational training, transportation, development or employability and business skills, job placement, financial counseling, personal money management, and homeownership.

Each FSS participant signs a Contract of Participation (COP) and creates a maximum five (5) year Individual Training and Service Plan (ITSP) that includes employment goals and identifies training or education needs. During the term of the COP, PCHA establishes an interest-bearing escrow account. The FSS escrow account offers the family the opportunity to save for the future. The amount of the escrow account reflects what would normally be an increase in the rent due to an increase in the family's earned income. As the participant earns more income and pays higher rent amounts, the escrow account increases. If the family meets its goals within five years and remains free of cash assistance for a period of one year, they will receive the funds in their escrow account.

Actions taken to provide assistance to troubled PHAs

Housing authority performance for all housing authorities in Pinellas County was checked through HUD's Public and Indian Housing Information Center (PIC). The Pinellas County Housing Authority, the Clearwater Housing Authority and the St. Petersburg Housing Authority, identified as Combined Program Types, are a designated as High Performers. The Tarpon Springs Housing Authority and Dunedin Housing Authority, identified as Low-Rent Program Types, are not assessed a designation. However, both housing authorities are active and identified in HUD's Public and Indian Housing Information Center.

CR-35 - Other Actions 91.220(j)-(k); 91.320(i)-(j)

Actions taken to remove or ameliorate the negative effects of public policies that serve as barriers to affordable housing such as land use controls, tax policies affecting land, zoning ordinances, building codes, fees and charges, growth limitations, and policies affecting the return on residential investment. 91.220 (j); 91.320 (i)

Several factors exist that impede the development of affordable housing in Pinellas County. In past years, government review processes have prolonged development timelines resulting in increased per unit housing development costs. During FY 17-18 Pinellas County continued its focus on the preservation of existing housing and production of new affordable units.

The most significant barrier continues to be the lack of financial resources to address affordable housing. Although the County received \$2.1 Million in SHIP funding in FY 2017, the funding level is not stable and is expected to drop back to just under \$700,000, a significant reduction from a SHIP allocation that was over \$4 Million dollars annually for affordable housing. With FY 17 HOME funding levels remaining at historic lows, there continues to be an impact to the number of households that can be served.

Barrier: Construction costs. The County continues to support the established Affordable Housing Incentive Program to provide private sector builders and developers with regulatory and financial incentives to produce affordable housing. Incentives include an expedited permitting process, allowance of increased density levels, reduction of parking and setback requirements, and use of an established process to consider, before adoption, proposed land development code changes that may have a significant impact on the cost of housing. These incentives are periodically reviewed in conjunction with the State of Florida statutory requirements of the State's SHIP Affordable Housing funds. An Affordable Housing Advisory Committee, involved with the planning and implementation of affordable housing, reviews established policies and procedures, ordinances, land development regulations and triennially submits a report to the State.

Barrier: Cost of land. The Housing Finance Authority of Pinellas County created a community land trust to enable land costs to be diminished in the development equation, making the end product more affordable. Pinellas County dedicated \$15 Million of Penny for Pinellas revenue from a one-cent sales tax for acquisition of land for affordable housing within the County. Since funding for the Land Assembly fund became available in 2015, approximately \$12.8 Million in funding has been expended on the purchase of 33.7 acres of land and 541 units of affordable housing. The Land Assembly Fund has leveraged approximately \$74.3 Million in other private funding. This includes FY 17-18 projects where approximately \$3.6 Million in funding was provided for six acquisitions totaling 12.23 acres and leveraging \$24.7 Million in private financing that will produce 192 units of affordable housing.

Barrier: Tenant/Purchaser Issues. The County continues its efforts to educate citizens about barriers that can be eliminated, such as poor credit. This is done through staff educational efforts, as well as through agencies that provide credit counseling.

In FY 17-18 Pinellas County continued to use federal CDBG, HOME and NSP funds and State SHIP and local funding to administer various programs focused on preserving or producing affordable housing units including homeownership opportunity programs, home owner and rental housing preservation programs, and rental housing production programs. Pinellas County expended approximately \$6.6 Million preserving or producing 272 units of affordable housing.

Actions taken to address obstacles to meeting underserved needs. 91.220(k); 91.320(j)

The 2015-2019 Five-Year Plan identifies the following obstacles that prevent meeting underserved needs: the overall economic climate and local government reductions in spending due to loss of property tax revenues and additional reductions of Federal funding continue to constrain local government finances. These reductions also impact the ability of non-profit agencies to meet underserved needs of the population; local governmental policies such as building codes, subdivision standards and impact fees enacted to protect the general welfare of the public but which have an unintended effect creating barriers to housing affordability by increasing per unit development costs; the supply of housing in the Consortium, affordable to extremely low-, low-, moderate- and middle-income families. Pinellas County continues to have a significant housing affordability issue with both ownership and rental housing. Countywide approximately 50% of renter households and 30% of owner households pay more than 30% of their household income for rent or mortgage. According to the National Low Income Housing Coalition's Out of Reach 2018, affordable rents for a minimum wage worker in Pinellas County is \$429 a month. Rents affordable to a worker with an average renter wage is \$837 a month. In Pinellas County, fair market rent for a 1-bedroom unit is \$842 and a 2-bedroom unit is \$1,045, well above the affordable rents to not only a minimum wage worker, but also workers making an average worker wage. The supply of affordable rental housing in the Consortium for extremely low-, low-, moderate-, and middle-income families, has not kept pace with the increased demand for rental housing. Average rents are not affordable and households are barely able to afford rent. Pinellas County is built out and lacks adequate developable land for construction of new affordable rental housing.

In FY 2017-18, challenges associated with providing affordable households to families earning less than 30% of area median income remains an obstacle. Extremely low-income households are best assisted by subsidy payments such as the Housing Choice Voucher Program administered by the public housing authorities. The County works with local housing authorities when possible on projects to preserve units with project based rental assistance so that the affordable units and subsidies remain available. The County strongly supports mixed-income housing development projects whenever possible. Mixed-income housing developments minimize NIMBYism by strengthening the socio-economic foundation of the community with the inclusion of market-rate units. Additionally, it helps eliminate the concept of low-income neighborhoods. During FY 2017-

18, the County utilized CDBG, HOME and other State funding sources to acquire, rehabilitate, or redevelop several mixed-income, multifamily or owner housing developments with set-aside units for lower-income households:

- Abilities at Fountain Square
- Abilities at Parklane
- Bright Community Trust - scattered sites
- Community Service Foundation - Franklin Street sites
- Curry Villa Group Home
- Habitat for Humanity of Pinellas - scattered sites
- Sandpebble

Agencies that own and operate housing for extremely low-income families struggle to maintain costs without the option of rent increases available to private developments. To sustain or undertake new HOME projects requires greater subsidies in order to keep units affordable and well maintained. With increasing rent and home prices, the availability of affordable rental units becomes even more important. The development of affordable owner and rental housing units assist with housing affordability issues. Development of new owner and rental housing, market rate and affordable, continues to rebound; however, new rental and owner housing units being constructed are market rate, luxury units that are not affordable to low- and moderate-income households.

Actions taken to reduce lead-based paint hazards. 91.220(k); 91.320(j)

The Florida Department of Health (DoH) is the primary agency for addressing lead poisoning in Pinellas County. Current budgetary constraints have limited lead screening and case management activities; however, DoH still responds to reported cases of lead poisoning determined by local pediatricians and health care providers throughout the County.

The DoH performs epidemiological investigations to assure appropriate follow-up care is initiated, to prevent occurrence of new cases, and to gather data on lead poisoning cases to target future interventions. For children identified with high blood lead levels, lead assessments of their home are recommended. A specialist performs inspections and risk assessments at no charge to families with children having elevated Blood Lead Levels (BLL), family day care homes, and day care centers. DoH also works to identify lead-based paint hazards in the environment.

Pinellas County follows procedures as specified in applicable regulations and, specifically, those detailed in Title X of the Housing and Community Development Act of 1992. Staff provides all required notifications to owners and occupants and inspect for defective paint surfaces of pre-1978 properties. Any defective paint conditions found are included in the scope of work and treatment provided to the defective areas. All policies

and procedures meet the concepts and requirements of Title X. A staff member with lead-based paint training orders and reviews paint inspections, risk assessments and clearance testing of suspect properties done by licensed testing professionals. Utilization of trained and certified lead professionals assure that lead hazard control work is done safely and effectively.

For all programs expending Federal funds on a housing unit, Consortium members incorporate current procedures for hazard reduction or LBP abatement guidelines defined in 24 CFR Part 35. The purpose of the regulation is to protect young children from lead-based paint hazards in housing receiving assistance from the Federal government or being acquired or disposed of by the government. All houses built prior to 1978, and purchased by the County for housing rehabilitation and stabilization, are subject to the Lead-Safe Housing Rule Checklist and associated guidance to assure compliance with Lead-Safe Housing Rules.

Continued budget difficulties have eliminated and limited some efforts to expand screening programs and environmental investigations. Early identification through blood lead screening, testing and case follow up of lead poisoning reduces the risk that children will suffer permanent damage. Going forward, more public and private funding efforts are necessary to expand lead based programs and initiatives and reduce the burden of lead poisoning in Pinellas County.

Actions taken to reduce the number of poverty-level families. 91.220(k); 91.320(j)

The County, to the extent allowed by the level of funding and economic conditions (housing market, job opportunity rate, health care systems, the willingness of the target populations to utilize the preferred assistance, etc.) acts to reduce the housing costs and fund services that could assist individuals to stabilize their lives and increase their job skills and marketability. By funding the maximum number of programs possible with the available resources, the County assists many agency programs that contribute to the reduction of the number of persons living below the poverty level.

The Pinellas County Board of County Commissioners' strategic vision is to improve the quality of life for Pinellas County residents and aims to have local municipalities, engaged citizens, and the County working together to better align resources, to revitalize and redevelop communities, and protect natural resources.

The Economic Impact of Poverty Report highlighted seven factors that contribute to the cycle of poverty and drive the costs for combating poverty. The data identified five at-risk communities within the County. Three of the five communities include areas that are County targeted areas: Tarpon Springs, Highpoint, and the Lealman Corridor. All five communities suffer from the same seven factors: insufficient transportation, access to food, access to health care, poorer health, lower educational attainment, increased crime rates, higher unemployment, and inadequate and insufficient housing.

The County prioritizes funding to Neighborhood Revitalization Strategy Areas and local target areas. CDBG program funds allow for activities to be funded that will address the unique needs of each individual community. HOME program funds help to preserve and/or increase the supply of affordable housing for low to moderate-income households. Pinellas County funds several programs that help to reduce the cost of housing in the community including homeowner rehabilitation, down payment assistance, and homebuyer and home budgeting classes and foreclosure prevention programs. Lowering housing costs for low-income households helps to reduce the overall poverty levels in the community.

Actions taken to develop institutional structure. 91.220(k); 91.320(j)

The Community Development Division is charged with executing the County's housing and community development programs using Federal CDBG, ESG, HOME, and NSP funds. The County continues to work with local lending institutions and nonprofit organizations to form partnerships for financing the acquisition, construction and rehabilitation of housing units.

The County contracts with several nonprofit agencies to provide housing rehabilitation, down payment and closing cost assistance, homebuyer classes, foreclosure prevention, budgeting classes, and a community housing assistance program on a fee for service basis. In addition, the County works with residents of targeted areas to gain community input and increase resident's involvement.

The County partners with local non-profit agencies providing funds to carry out the activities established in the Consolidated Plan. A host of other public and private organizations contribute to this effort through the provision of financial and organizational resources that are coordinated with the CDBG, HOME, and ESG funding for projects.

Pinellas County works closely with the Homeless Leadership Board to identify gaps in the continuum of care and to align funding with those gaps. Pinellas County worked closely with the Homeless Leadership Board while creating the Community Housing Assistance Program to administer homeless prevention and re-housing activities through the new Emergency Solutions Grant.

The Pinellas County Housing Authority (PCHA) and the Tarpon Springs Housing Authority develop and maintain public housing within the Consortium with a five-member board of commissioners governing each Authority. The County has no direct ability to exercise any oversight responsibility. Pinellas County and the Housing Authorities work closely together to address the housing needs of the community, such as providing financing for preservation of existing affordable housing units.

**Actions taken to enhance coordination between public and private housing and social service agencies.
91.220(k); 91.320(j)**

Pinellas County coordinated with key agencies during the 16-17 fiscal year:

Public Sector

The Community Development and Planning Division administers community development and affordable housing programs, including programs that assist target income residents and serves as lead agency for CDBG and ESG funds for Pinellas County and for HOME funds for Pinellas County and the Urban County.

Pinellas County Human Services helps residents to obtain behavioral and health care services, receive financial services, family housing assistance and a host of other services.

Pinellas County Health Department offers a variety of services and programs to residents such as childcare licensing, childhood lead poisoning, family planning, Florida KidCare, Healthy Start, HIV/AIDs programs, WIC and women's health, among others.

Housing Finance Authority of Pinellas County assists families and individuals with homeownership opportunities and increasing the number of affordable rental units available to residents.

Forward Pinellas 2040 Pinellas County Long Range Transportation Plan (LET) is the blueprint for the county's future transportation system and addresses roadway, transit, bicycle and pedestrian transportation needs and policies over the next 20 years.

Pinellas County and Tarpon Springs Housing Authorities administer Housing Choice (Section 8) Voucher Programs and Family Self-Sufficiency Programs.

Supportive services in Pinellas County are provided by the Department of Children and Families, the Department of Health, Agency for Persons with Disabilities, Department of Elder Affairs, Department of Veterans Affairs, Department of Juvenile Justice, and the Agency for Workforce Innovation. Funding for these agencies is inadequate for the needs they are expected to meet.

There are a host of non-profit agencies that service target income households within the Consortium as well as the County as a whole. A coordinated effort is necessary to facilitate service provisions to varying groups throughout the County especially in light of the current economic challenges. As members of the Consortium, Cooperating Cities will be instrumental in accomplishing identified goals and activities.

Private Sector

The private sector is an important collaborator in the services and programs associated with the Consolidated Plan bringing additional resources and expertise that can be used to supplement existing services or fill gaps in the system. Lenders, affordable housing developers, business and economic development organizations, and private service providers offer a variety of assistance to residents such as health care, small business assistance, home loan programs, and assisted housing, among others.

The County is committed to continuing its participation and coordination with Federal, State, municipal and local agencies, as well as with the private and non-profit sector, to serve the needs of target income individuals and families in the community. In particular, the County will continue to work in close coordination with County departments regarding infrastructure improvements and the provision of services.

Identify actions taken to overcome the effects of any impediments identified in the jurisdictions analysis of impediments to fair housing choice. 91.520(a)

Pinellas County's Office of Human Rights and the Community Development Division of the Planning Department prepared a countywide Analysis of Impediments to Fair Housing Choice (Analysis). Data from the Analysis suggests that the following types of impediments exist:

- Areas of Discrimination
- Areas of Limited Opportunity
- Condition of Housing Stock

See Attachment B for a complete listing of all impediments and recommended actions identified in the Analysis.

Activities to Address Previously Identified Impediments: Pinellas County continues to fund programs that offer free classes for persons interested in homeownership, as well as provide outreach and training in fair housing. Our efforts are furthered through partnerships with entities such as the Pinellas Realtor Organization (PRO) which subscribes to the Affirmative Marketing Agreement (VAMA) and the Bay Area Apartment Association (BAAA). Both entities work to educate its members on Fair Housing.

Pinellas County has provided financial support to the following entities to educate potential homebuyers on homeownership, affordable lending products, credit, fair housing and foreclosure prevention. During Fiscal Year 2017-18, 1,098 households were served by these entities:

- Bright Community Trust
- Gulfcoast Legal Services

- Neighborhood Home Solutions
- Tampa Bay Community Development Corporation

The County's Office of Human Rights (OHR) continues to investigate fair housing complaints. During FY 2017-18, OHR received 66 new complaints and processed 57 cases to closure. The County participated in 35 outreach/training events for over 1,700 attendees. Events included presentations to area community associations and residents and participation at trade shows and festivals. See Attachment B for a complete listing of all outreach/training events in which the County participated. The County has an established Housing Committee that provides oversight and review of incentives that will encourage the development of affordable housing. The Committee provides recommendations to the Pinellas County Board of County Commissioners (Board) when there are changes to be considered that will facilitate the removal of barriers.

County staff monitors the 1,000+ rental units that have received Federal, State and/or Local resources to ensure the units are affordable for the term of the loan. The Affirmative Fair Housing Plans for each development are submitted every two years for review to ensure compliance with their outreach and marketing efforts.

Inquiries from low- and moderate-income tenants in the unincorporated area are often referred to the County's Code Enforcement staff. Tenants are often seeking a remedy to actual or perceived Housing Code violations in their rental unit that the landlord or property management company may have declined to address or repairs that are being addressed by the landlord at an unacceptable pace for the tenant. The Code Enforcement staff provides general information on code enforcement alternatives and remedies as well as the State's landlord tenant law. They often refer tenants to pro bono or low-cost legal assistance programs to serve tenants needs.

The Pinellas County Clerk of the Circuit Court operates three Legal Self Help Centers to assist Pinellas County citizens represent themselves in court in regard to family law, small claims, or landlord/tenant matters. The Self Help Centers provide consultation with an attorney for a minimal fee, forms and packets for civil court actions, document notary and copying services.

CR-40 - Monitoring 91.220 and 91.230

Describe the standards and procedures used to monitor activities carried out in furtherance of the plan and used to ensure long-term compliance with requirements of the programs involved, including minority business outreach and the comprehensive planning requirements

Activity monitoring is a continuous process to ensure compliance with all applicable policies and regulations. Projects and programs are reviewed for eligibility and consistency with the 5-Year Plan. Activity sheets,

descriptive checklists to document program compliance and codes, are completed for each project/program considered for approval. Contracts are executed for projects involving other agencies or cities, in accordance with the all Program Federal Regulations.

Monitoring of projects/programs is as follows:

- Housing case processing performed by contracted agencies or County staff. Contracted agencies are provided training upon participation in the program and technical assistance is provided when necessary and/or upon request. Designated staff monitors cases and reviews all documentation prior to approval. A second staff person reviews that assessment. Staff prepares closing documents to ensure accuracy and requests funds for closing. If contracted agency staff is responsible for construction management, County staff conducts site visits to a random sampling of properties.
- City/County capital projects are inspected mainly by qualified Public Works staff, County staff work closely with cities from start to finish. PW staff submits invoices for County approval prior to issuing payments. Independent architect/engineers approve each pay request. An exception would be for small dollar amount projects.
- Nonprofit capital projects are monitored by providing all requirements to the agency and ensuring that each step of the process is followed. Preconstruction meetings are held to ensure agency and selected contractors are aware of applicable Federal Regulations. File documentation is required on an on-going basis (e.g. advertisements, bid documents, contracts, etc.) Payments are reimbursed to agency. Independent architect/engineers approve each pay request. Supporting documentation is required for all payments. All relevant documentation is maintained in the County office. An exception would be for small dollar amount projects.
- County staff conducts on-going monitoring of multi-family projects to ensure affordability compliance. Monitoring reports are prepared by staff and necessary actions are taken for compliance issues identified.

Monitoring of other project types is determined by a Risk Assessment tool. If on-site monitoring is indicated, specific plans are developed for each visit. Monitoring outcomes are provided and corrective plans are developed, if required. Plans are monitored to ensure action has been taken.

Progress on goals and objectives is reviewed quarterly to ensure timeliness of spending, in conjunction with preparation of the CAPER and in preparation for each year's Action Plan.

The County encourages Minority Business Enterprises and Women Business Enterprises (MBE/WBE) owners to seek certification through the State of Florida's Office of Supplier Diversity so they can stay competitive and compete for County contracts. Contractors use the State's Certified Vendor Directory to locate Minority Business Enterprises and Women Business Enterprises.

Section 3 Outreach: The County Section 3 Strategy is to take affirmative steps to assure that small, MBE/WBE businesses are utilized when possible. Responsibilities involved in this strategy are implemented as each Section 3 project goes to bid. Advertising for employment opportunities/vacancies run in general circulation and community based newspapers. Contractors are made aware of the strategy through bid package documents and must execute an Assurance of Compliance - Training, Employment, and Contracting Opportunities for Business and Lower Income Persons. Further documentation and data regarding Section 3 compliance and Section 3 status of businesses and employees is requested at pre-construction conferences.

Pinellas Technical Education Centers offers programs pertinent to the construction industry like electrical, building construction repair, air conditioning/heating, landscaping, brick/block masonry, plumbing, etc. Pinellas County Economic Development's Small Business Development Center offers classes to minority business owners on specific resources/opportunities available for women, minority and service-disabled veteran owned businesses and also offers training for those interested in starting a small business.

Citizen Participation Plan 91.105(d); 91.115(d)

Describe the efforts to provide citizens with reasonable notice and an opportunity to comment on performance reports.

As required, reasonable notice for review and comment of this CAPER was provided. Public notice of the comment period was published in the *Tampa Bay Times* on December 11, 2018 and *The Weekly Challenger* on December 6, 2018, advising of the availability of this performance report for viewing and public comment from December 11 to December 26, 2018. A notice was also placed on the County website. A copy of the CAPER was available for review during the 15-day comment period. No comments were received during the comment period.

CR-45 - CDBG 91.520(c)

Specify the nature of, and reasons for, any changes in the jurisdiction's program objectives and indications of how the jurisdiction would change its programs as a result of its experiences.

Does this Jurisdiction have any open Brownfields Economic Development Initiative (BEDI) grants?

[BEDI grantees] Describe accomplishments and program outcomes during the last year.

Pinellas County created a series of Programs in order to carry out specific objectives identified in the 2015-2019 Consolidated Plan and the one year Annual Action Plan. The Programs administered during the 2017-2018 Fiscal Year were the Target Area Improvement Program, Public Facilities Program, Public Infrastructure Program, Public Services Program, Homeless and Homelessness Prevention Services Program, Housing

Preservation Program, Housing Production Program and Homeownership Promotion Program. Administering Programs allows the County flexibility in spending to accommodate projects that are delayed or cancelled. This allows the County to respond more quickly to changes in the real estate market and construction and financing industries; it also assists the County in meeting timeliness requirements.

Through administration of the Homeless and Homelessness Prevention Services Program, the County recognized the difficulty of identifying households with incomes under 30% of area median income that were able to sustain housing once the assistance provided using Emergency Solutions Grant funds had ended. The County has a lack of affordable housing units and specifically a lack of landlords willing to provide units to renters with histories of credit issues and evictions keeps remains an issue. The County, along with the HLB, continues to work on establishing relationships with landlords willing to work clients in prevention and rapid rehousing programs.

Does this Jurisdiction have any open Brownfields Economic Development Initiative (BEDI) grants?	No
--	----

[BEDI grantees] Describe accomplishments and program outcomes during the last year.

Not applicable. Pinellas County does not currently have any open Brownfields Economic Development Initiative Grants.

CR-50 - HOME 91.520(d)

Include the results of on-site inspections of affordable rental housing assisted under the program to determine compliance with housing codes and other applicable regulations

Please list those projects that should have been inspected on-site this program year based upon the schedule in §92.504(d). Indicate which of these were inspected and a summary of issues that were detected during the inspection. For those that were not inspected, please indicate the reason and how you will remedy the situation.

Inspection of initial lease-up of rental housing units is conducted by County staff and ongoing inspections of rental housing funded with HOME funds are conducted by County staff or a contracted compliance monitoring agency approved by the County. All HOME funded projects are monitored annually. Monitoring includes compliance with income and rent eligibility requirements, financial reports, program records/files and on-site physical inspections. The following list identifies all projects monitored in FY 2017-18, including all HOME funded projects:

- Aluna Largo - Minor file & unit issues (resolved)

- Ashley Place - No apparent issues identified
- Boley Laurel Trace - Scheduled for 12/4/18
- Boley Morningside - No apparent issues identified
- Cypress Pointe - Scheduled for 11/30/18
- Duval Park - Awaiting 3rd Party Monitoring Report
- Grove Park - No apparent issues identified; Facility could use upgrades/paint (fixtures are old and paint is fading)
- HEP West - No apparent issues identified
- Landings at Cross Bayou - Awaiting 3rd Party Monitoring Report
- Leo Lane - Minor file discrepancies (resolved)
- Lexington - Scheduled for 12/17/18
- Magnolia Court - Minor file discrepancies and unit inspections (resolved)
- Oak Ridge Estates - No apparent issues identified
- Palmetto Park - Awaiting 3rd Party Monitoring Report
- Parkside Commons - Awaiting 3rd Party Monitoring Report
- Pinellas Hope III - Awaiting 3rd Party Monitoring Report
- Shady Pines - Schedule for 12/4/18
- The Villages of Tarpon - Minor file discrepancies and unit inspections (resolved)
- Transfiguration - No apparent issues identified
- UPARC 1 - Minor unit inspection discrepancies (resolved)
- UPARC 3 - Minor unit inspection discrepancies (resolved)
- Whispering Palms - Minor file discrepancies/unit inspections

Provide an assessment of the jurisdiction's affirmative marketing actions for HOME units. 92.351(b)

As a part of the HOME application, applicants are required to submit an affirmative marketing plan to the County which must conform to the County's affirmative marketing requirements. Monitoring of affirmative marketing for HOME funded units is incorporated into the County's overall monitoring process. During each onsite monitoring visit, the County monitors subrecipients for compliance with affirmative marketing requirements. There were 22 HOME funded properties on the monitoring list for this fiscal year to be reviewed for compliance regarding affirmative marketing. Units monitored continued to follow the appropriate "Affirmative Marketing Plan" in place.

Refer to IDIS reports to describe the amount and use of program income for projects, including the number of projects and owner and tenant characteristics

HOME program income (\$834,166.77) and recapture (\$29,700.00) received during the program year totaled \$863,866.77 and can be broken down into the following amounts for repayment of housing activity loans:

- \$ 46,416.92 – Owner Occupied Rehab and Down Payment Assistance
- \$264,251.62 – City of Largo - Owner Occupied Rehab and Down Payment Assistance
- \$ 27,941.00 – Owner Housing Development Loans
- \$523,637.40 – Multi Financial/SunTrust Portfolio Repayments
- \$ 1,619.83 – Other Interest/Fees Received

During FY 17-18, HOME funds were expended on 5 down payment assistance activities, 6 homeowner rehabilitation/reconstruction activities, and administration of HOME programs. Program income was expended as it became available on these projects. Ten (10) percent of HOME program income was expended on administration. Characteristics of households that benefitted from HOME expenditures on completed activities, including program income, were as follows:

- Homeownership Opportunities Programs: 5 total households benefitted.
- Homeowner Preservation Programs: 6 total households benefitted.

Income demographics for all programs include: 2 households earning between 31-50% AMI and 9 households earning between 51-80% AMI; Age demographics include: 1 head of households under 25 years old, 2 head of households between 26-40 years old, 3 head of households between 41-61 years old, and 5 head of households 62+; Family demographics include: 9 households consisting of single individuals, 1 small household consisting of between 2-4 household members, and 1 large household consisting of 5+ household members. Six (6) of those households are female-headed households. Six (6) of the 11 households had 1 or more disabled household members; Race/Ethnic demographics include: 11 White households with 1 of the 11 households being Hispanic.

Two multifamily projects with HOME funds expended during FY 2017-18 are currently underway and beneficiary data will be reported in a future CAPER.

Describe other actions taken to foster and maintain affordable housing. 91.220(k) (STATES ONLY: Including the coordination of LIHTC with the development of affordable housing). 91.320(j)

This past year, the County continued to proactively support, develop, and maintain affordable housing. Utilizing CDBG, HOME, NSP (Rounds 1, 2, and 3), ESG, State SHIP and local Housing Trust Fund dollars, the County assisted current renters to remain in their rental units or be housed in more affordable units, assisted

households to become home owners through down payment assistance and mortgage financing, assisted existing homeowners to preserve their homes through rehabilitation, ensured the long term affordability of rental units through the Pinellas Community Land Trust, and acquired and constructed new affordable rental and owner units. The County continues to support local and national housing policies and continues to educate and inform citizens, as well as elected local officials, of the need for affordable housing.

CR-60 - ESG 91.520(g) (ESG Recipients only)

**ESG Supplement to the CAPER in *e-snaps*
For Paperwork Reduction Act**

1. Recipient Information—All Recipients Complete

Basic Grant Information

Recipient Name	PINELLAS COUNTY
Organizational DUNS Number	055200216
EIN/TIN Number	596000800
Identify the Field Office	JACKSONVILLE
Identify CoC(s) in which the recipient or subrecipient(s) will provide ESG assistance	St. Petersburg/Clearwater/Largo/Pinellas County CoC

ESG Contact Name

Prefix	Mr.
First Name	Bruce
Middle Name	
Last Name	Bussey
Suffix	
Title	Community Development Manager

ESG Contact Address

Street Address 1	440 Court Street, 2 nd Floor
Street Address 2	
City	Clearwater
State	FL
ZIP Code	33756
Phone Number	727-464-8257
Extension	
Fax Number	727-464-8257
Email Address	bbussey@pinellascounty.org

2. Reporting Period—All Recipients Complete

Program Year Start Date	10/01/2017
Program Year End Date	09/30/2018

3a. Subrecipient Form – Complete one form for each subrecipient

Subrecipient or Contractor Name	Homeless Empowerment Program
City	Clearwater
State	Florida
Zip Code	33755-3303
DUNS Number	623937356
Is subrecipient a victim services provider	No
Subrecipient Organization Type	Other Non-Profit Organization
ESG Subgrant or Contract Award Amount	\$118,154.80 (pool available to both subrecipients)

Subrecipient or Contractor Name	Catholic Charities Diocese of St. Petersburg
City	St. Petersburg
State	Florida
Zip Code	33705-1032
DUNS Number	198227915
Is subrecipient a victim services provider	No
Subrecipient Organization Type	Other Non-Profit Organization
ESG Subgrant or Contract Award Amount	\$118,154.80 (pool available to both subrecipients)

CR-75 – Expenditures

11. Expenditures

11a. ESG Expenditures for Homelessness Prevention

	Dollar Amount of Expenditures in Program Year		
	2015	2016	2017
Expenditures for Rental Assistance	95,065	212,426	68,828
Expenditures for Housing Relocation and Stabilization Services - Financial Assistance	2,333	0	18,190
Expenditures for Housing Relocation & Stabilization Services - Services	0	0	34,175
Expenditures for Homeless Prevention under Emergency Shelter Grants Program	0	0	
Subtotal Homelessness Prevention	97,398	212,426	121,193
Table 25 – ESG Expenditures for Homelessness Prevention			

11b. ESG Expenditures for Rapid Re-Housing

	Dollar Amount of Expenditures in Program Year		
	2015	2016	2017
Expenditures for Rental Assistance	71,386	48,915	0
Expenditures for Housing Relocation and Stabilization Services - Financial Assistance	1,752	0	0
Expenditures for Housing Relocation & Stabilization Services - Services	0	0	0
Expenditures for Homeless Assistance under Emergency Shelter Grants Program	0	0	0
Subtotal Rapid Re-Housing	73,138	48,915	0
Table 26 – ESG Expenditures for Rapid Re-Housing			

11c. ESG Expenditures for Emergency Shelter

	Dollar Amount of Expenditures in Program Year		
	2015	2016	2017
Essential Services	0	0	0
Operations	41,000	60,000	0
Renovation	0	0	0
Major Rehab	0	0	0
Conversion	0	0	0
Subtotal	41,000	60,000	0
Table 27 – ESG Expenditures for Emergency Shelter			

11d. Other Grant Expenditures

	Dollar Amount of Expenditures in Program Year		
	2015	2016	2017
Street Outreach	0	0	80,772
HMIS	6,000	13,000	3,333
Administration	18,459	29,331	16,714
Table 28 - Other Grant Expenditures			

11e. Total ESG Grant Funds

Total ESG Funds Expended	2015	2016	2017
7	235,995	363,673	222,012
Table 29 - Total ESG Funds Expended			

11f. Match Source

	2015	2016	2017
Other Non-ESG HUD Funds			
Other Federal Funds			
State Government			
Local Government	500,000	500,000	500,000
Private Funds			
Other			
Fees			
Program Income			
Total Match Amount	500,000	500,000	500,000

Table 30 - Other Funds Expended on Eligible ESG Activities

11g. Total

Total Amount of Funds Expended on ESG Activities	2015	2016	2017
2,321,679	735,995	863,673	722,012

Table 31 - Total Amount of Funds Expended on ESG Activities

ATTACHMENT A

ESG FY 17/18 HMIS Data

HUD ESG CAPER

Grant: **ESG: Pinellas County - FL - Report** Type: **CAPER**

Report Date Range

10/1/2017 to 9/30/2018

Q01a. Contact Information

First name	Brook
Middle name	
Last name	Gajan
Suffix	
Title	Compliance Manager
Street Address 1	Community Development Division
Street Address 2	440 Court Street, 2nd Floor
City	Clearwater
State	Florida
ZIP Code	33756
E-mail Address	bgajan@pinellascounty.org
Phone Number	(727)464-8210
Extension	
Fax Number	(727)-464

Q01b. Grant Information

As of 11/16/2018

ESG Information from IDIS

FISCAL YEAR	GRANT NUMBER	CURRENT AUTHORIZED AMOUNT	TOTAL DRAWN	BALANCE	OBLIGATION DATE	EXPENDITURE DEADLINE
2018						
2017	E17UC120005	\$222,856.00	\$95,024.48	\$127,831.52	10/19/2017	10/19/2019
2016	E16UC120005	\$216,740.00	\$216,740.00	\$0	11/3/2016	11/3/2018
2015	E15UC120005	\$215,925.00	\$215,925.00	\$0	11/4/2015	11/4/2017
2014	E14UC120018	\$204,549.00	\$204,549.00	\$0	10/21/2014	10/21/2016
2013	E13UC120018	\$174,337.00	\$174,337.00	\$0	9/24/2013	9/24/2015
2012	E12UC120018	\$231,768.00	\$231,768.00	\$0	9/28/2012	9/28/2014
2011	E11UC120018	\$203,912.83	\$203,912.83	\$0	7/20/2012	7/20/2014
Total		\$1,470,087.83	\$1,342,256.31	\$127,831.52		

CAPER reporting includes funds used from fiscal year:

Project types carried out during the program year:

Enter the number of each type of projects funded through ESG during this program year.

Street Outreach	1
Emergency Shelter	0
Transitional Housing (grandfathered under ES)	0
Day Shelter (funded under ES)	0
Rapid Re-Housing	0
Homelessness Prevention	2

Q01c. Additional Information

HMIS

Comparable Database

Are 100% of the project(s) funded through ESG, which are allowed to use HMIS, entering data into HMIS?	Yes
Have all of the projects entered data into Sage via a CSV - CAPER Report upload?	Yes
Are 100% of the project(s) funded through ESG, which are allowed to use a comparable database, entering data into the comparable database?	Yes
Have all of the projects entered data into Sage via a CSV - CAPER Report upload?	Yes

Q04a: Project Identifiers in HMIS

Organization Name	Pinellas County Community Development
Organization ID	13114
Project Name	Pinellas County Community Development, ESG HEP Homeless Prevention
Project ID	16559
HMIS Project Type	12
Method of Tracking ES	
Is the Services Only (HMIS Project Type 6) affiliated with a residential project?	
Identify the Project ID's of the Housing Projects this Project is Affiliated with	
CSV Exception?	No
Uploaded via emailed hyperlink?	Yes
Email unique ID record link	Er3gTWbXR
Project name (user-specified)	Homelessness Prevention - HEP
Project type (user-specified)	Homelessness Prevention
Organization Name	Pinellas County Community Development
Organization ID	13114
Project Name	Pinellas County Community Development, ESG Catholic Charities Homeless Prevention
Project ID	16557
HMIS Project Type	12
Method of Tracking ES	
Is the Services Only (HMIS Project Type 6) affiliated with a residential project?	
Identify the Project ID's of the Housing Projects this Project is Affiliated with	
CSV Exception?	No
Uploaded via emailed hyperlink?	Yes
Email unique ID record link	by4okPzdbZ
Project name (user-specified)	Homelessness Prevention - CC
Project type (user-specified)	Homelessness Prevention
Organization Name	Directions for Living, Street Outreach Team
Organization ID	13016
Project Name	Directions for Living, Street Outreach Team
Project ID	13016
HMIS Project Type	4
Method of Tracking ES	
Is the Services Only (HMIS Project Type 6) affiliated with a residential project?	
Identify the Project ID's of the Housing Projects this Project is Affiliated with	
CSV Exception?	Yes
Uploaded via emailed hyperlink?	Yes
Email unique ID record link	xr4pQ9yH46
Project name (user-specified)	Directions for Living Street Outreach
Project type (user-specified)	Street Outreach

Q05a: Report Validations Table

Total Number of Persons Served	494
Number of Adults (Age 18 or Over)	401
Number of Children (Under Age 18)	93
Number of Persons with Unknown Age	0
Number of Leavers	475
Number of Adult Leavers	391
Number of Adult and Head of Household Leavers	391
Number of Stayers	19
Number of Adult Stayers	10
Number of Veterans	23
Number of Chronically Homeless Persons	68
Number of Youth Under Age 25	25
Number of Parenting Youth Under Age 25 with Children	3
Number of Adult Heads of Household	387
Number of Child and Unknown-Age Heads of Household	0
Heads of Households and Adult Stayers in the Project 365 Days or More	0

Q06a: Data Quality: Personally Identifying Information (PII)

Data Element	Client Doesn't Know/Refused	Information Missing	Data Issues	% of Error Rate
Name	0	0	2	0.00 %
Social Security Number	10	17	20	9.74 %
Date of Birth	0	0	0	0.00 %
Race	0	4	0	0.85 %
Ethnicity	0	0	0	0.00 %
Gender	0	0	0	0.00 %
Overall Score				10.59 %

Q06b: Data Quality: Universal Data Elements

	Error Count	% of Error Rate
Veteran Status	10	2.49 %
Project Start Date	0	0.00 %
Relationship to Head of Household	10	2.02 %
Client Location	3	0.78 %
Disabling Condition	13	2.63 %

Q06c: Data Quality: Income and Housing Data Quality

	Error Count	% of Error Rate
Destination	2	0.42 %
Income and Sources at Start	48	12.40 %
Income and Sources at Annual Assessment	0	--
Income and Sources at Exit	48	12.28 %

Q06d: Data Quality: Chronic Homelessness

	Count of Total Records	Missing Time in Institution	Missing Time in Housing	Approximate Date Started DK/R/missing	Number of Times DK/R/missing	Number of Months DK/R/missing	% of Records Unable to Calculate
ES, SH, Street Outreach	297	0	0	20	13	19	8.00 %
TH	0	0	0	0	0	0	--
PH (All)	0	0	0	0	0	0	--
Total	297	0	0	0	0	0	8.00 %

Q06e: Data Quality: Timeliness

	Number of Project Start Records	Number of Project Exit Records
0 days	126	81
1-3 Days	95	88
4-6 Days	20	14
7-10 Days	17	22
11+ Days	121	165

Q06f: Data Quality: Inactive Records: Street Outreach & Emergency Shelter

	# of Records	# of Inactive Records	% of Inactive Records
Contact (Adults and Heads of Household in Street Outreach or ES - NBN)	0	0	--
Bed Night (All Clients in ES - NBN)	0	0	--

Q07a: Number of Persons Served

	Total	Without Children	With Children and Adults	With Only Children	Unknown Household Type
Adults	401	351	50	0	0
Children	93	0	92	1	0
Client Doesn't Know/ Client Refused	0	0	0	0	0
Data Not Collected	0	0	0	0	0
Total	494	351	142	1	0

Q08a: Households Served

	Total	Without Children	With Children and Adults	With Only Children	Unknown Household Type
Total Households	387	345	42	0	0

Q08b: Point-in-Time Count of Households on the Last Wednesday

	Total	Without Children	With Children and Adults	With Only Children	Unknown Household Type
January	2	2	0	0	0
April	9	8	1	0	0
July	3	1	2	0	0
October	9	4	5	0	0

Q09a: Number of Persons Contacted

	All Persons Contacted	First contact – NOT staying on the Streets, ES, or SH	First contact – WAS staying on Streets, ES, or SH	First contact – Worker unable to determine
Once	109	0	109	0
2-5 Times	1	0	1	0
6-9 Times	0	0	0	0
10+ Times	0	0	0	0
Total Persons Contacted	110	0	110	0

Q09b: Number of Persons Engaged

	All Persons Contacted	First contact – NOT staying on the Streets, ES, or SH	First contact – WAS staying on Streets, ES, or SH	First contact – Worker unable to determine
Once	105	0	105	0
2-5 Contacts	1	0	1	0
6-9 Contacts	0	0	0	0
10+ Contacts	0	0	0	0
Total Persons Engaged	106	0	106	0
Rate of Engagement	0.96	0.00	0.96	0.00

Q10a: Gender of Adults

	Total	Without Children	With Children and Adults	Unknown Household Type
Male	233	224	9	0
Female	168	127	41	0
Trans Female (MTF or Male to Female)	0	0	0	0
Trans Male (FTM or Female to Male)	0	0	0	0
Gender Non-Conforming (i.e. not exclusively male or female)	0	0	0	0
Client Doesn't Know/Client Refused	0	0	0	0
Data Not Collected	0	0	0	0
Subtotal	401	351	50	0

Q10b: Gender of Children

	Total	With Children and Adults	With Only Children	Unknown Household Type
Male	46	46	0	0
Female	47	46	1	0
Trans Male (FTM or Female to Male)	0	0	0	0
Trans Female (MTF or Male to Female)	0	0	0	0
Gender Non-Conforming (i.e. not exclusively male or female)	0	0	0	0
Client Doesn't Know/Client Refused	0	0	0	0
Data Not Collected	0	0	0	0
Subtotal	93	92	1	0

Q10c: Gender of Persons Missing Age Information

	Total	Without Children	With Children and Adults	With Only Children	Unknown Household Type
Male	0	0	0	0	0
Female	0	0	0	0	0
Trans Male (FTM or Female to Male)	0	0	0	0	0
Trans Female (MTF or Male to Female)	0	0	0	0	0
Gender Non-Conforming (i.e. not exclusively male or female)	0	0	0	0	0
Client Doesn't Know/Client Refused	0	0	0	0	0
Data Not Collected	0	0	0	0	0
Subtotal	0	0	0	0	0

Q10d: Gender by Age Ranges

	Total	Under Age 18	Age 18-24	Age 25-61	Age 62 and over	Client Doesn't Know/ Client Refused	Data Not Collected
Male	279	46	16	199	18	0	0
Female	215	47	10	145	13	0	0
Trans Female (MTF or Male to Female)	0	0	0	0	0	0	0
Trans Male (FTM or Female to Male)	0	0	0	0	0	0	0
Gender Non-Conforming (i.e. not exclusively male or female)	0	0	0	0	0	0	0
Client Doesn't Know/Client Refused	0	0	0	0	0	0	0
Data Not Collected	0	0	0	0	0	0	0
Subtotal	494	93	26	344	31	0	0

Q11: Age

	Total	Without Children	With Children and Adults	With Only Children	Unknown Household Type
Under 5	32	0	32	0	0
5 - 12	43	0	43	0	0
13 - 17	18	0	17	1	0
18 - 24	26	20	6	0	0
25 - 34	92	67	25	0	0
35 - 44	89	78	11	0	0
45 - 54	91	86	5	0	0
55 - 61	72	70	2	0	0
62+	31	30	1	0	0
Client Doesn't Know/Client Refused	0	0	0	0	0
Data Not Collected	0	0	0	0	0
Total	494	351	142	1	0

Q12a: Race

	Total	Without Children	With Children and Adults	With Only Children	Unknown Household Type
White	264	237	27	0	0
Black or African American	186	97	88	1	0
Asian	6	4	2	0	0
American Indian or Alaska Native	1	1	0	0	0
Native Hawaiian or Other Pacific Islander	0	0	0	0	0
Multiple Races	31	9	22	0	0
Client Doesn't Know/Client Refused	2	0	2	0	0
Data Not Collected	4	3	1	0	0
Total	494	351	142	1	0

Q12b: Ethnicity

	Total	Without Children	With Children and Adults	With Only Children	Unknown Household Type
Non-Hispanic/Non-Latino	434	317	116	1	0
Hispanic/Latino	57	34	23	0	0
Client Doesn't Know/Client Refused	2	0	2	0	0
Data Not Collected	1	0	1	0	0
Total	494	351	142	1	0

Q13a1: Physical and Mental Health Conditions at Start

	Total Persons	Without Children	With Children and Adults	With Only Children	Unknown Household Type
Mental Health Problem	91	86	5	0	0
Alcohol Abuse	20	20	0	0	0
Drug Abuse	11	11	0	0	0
Both Alcohol and Drug Abuse	10	10	0	0	0
Chronic Health Condition	67	66	1	0	0
HIV/AIDS	1	1	0	0	0
Developmental Disability	19	13	6	0	0
Physical Disability	89	87	2	0	0

Q13b1: Physical and Mental Health Conditions at Exit

	Total Persons	Without Children	With Children and Adults	With Only Children	Unknown Household Type
Mental Health Problem	91	86	5	0	0
Alcohol Abuse	20	20	0	0	0
Drug Abuse	11	11	0	0	0
Both Alcohol and Drug Abuse	10	10	0	0	0
Chronic Health Condition	67	66	1	0	0
HIV/AIDS	1	1	0	0	0
Developmental Disability	18	13	5	0	0
Physical Disability	87	86	1	0	0

Q13c1: Physical and Mental Health Conditions for Stayers

	Total Persons	Without Children	With Children and Adults	With Only Children	Unknown Household Type
Mental Health Problem	0	0	0	0	0
Alcohol Abuse	0	0	0	0	0
Drug Abuse	0	0	0	0	0
Both Alcohol and Drug Abuse	0	0	0	0	0
Chronic Health Condition	0	0	0	0	0
HIV/AIDS	0	0	0	0	0
Developmental Disability	1	0	1	0	0
Physical Disability	2	1	1	0	0

Q14a: Domestic Violence History

	Total	Without Children	With Children and Adults	With Only Children	Unknown Household Type
Yes	50	42	8	0	0
No	315	287	28	0	0
Client Doesn't Know/Client Refused	5	0	5	0	0
Data Not Collected	29	20	9	0	0
Total	401	351	50	0	0

Q14b: Persons Fleeing Domestic Violence

	Total	Without Children	With Children and Adults	With Only Children	Unknown Household Type
Yes	10	7	3	0	0
No	26	21	5	0	0
Client Doesn't Know/Client Refused	0	0	0	0	0
Data Not Collected	13	13	0	0	0
Total	50	42	8	0	0

Q15: Living Situation

	Total	Without Children	With Children and Adults	With Only Children	Unknown Household Type
Homeless Situations	0	0	0	0	0
Emergency shelter, including hotel or motel paid for with emergency shelter voucher	162	159	3	0	0
Transitional housing for homeless persons (including homeless youth)	5	5	0	0	0
Place not meant for habitation	96	86	10	0	0
Safe Haven	0	0	0	0	0
Interim Housing	0	0	0	0	0
Subtotal	263	250	13	0	0
Institutional Settings	0	0	0	0	0
Psychiatric hospital or other psychiatric facility	1	1	0	0	0
Substance abuse treatment facility or detox center	6	6	0	0	0
Hospital or other residential non-psychiatric medical facility	3	3	0	0	0
Jail, prison or juvenile detention facility	4	4	0	0	0
Foster care home or foster care group home	0	0	0	0	0
Long-term care facility or nursing home	0	0	0	0	0
Residential project or halfway house with no homeless criteria	1	1	0	0	0
Subtotal	15	15	0	0	0
Other Locations	0	0	0	0	0
Permanent housing (other than RRH) for formerly homeless persons	1	1	0	0	0
Owned by client, no ongoing housing subsidy	5	1	4	0	0
Owned by client, with ongoing housing subsidy	0	0	0	0	0
Rental by client, no ongoing housing subsidy	40	25	15	0	0
Rental by client, with VASH subsidy	1	1	0	0	0
Rental by client with GPD TIP subsidy	0	0	0	0	0
Rental by client, with other housing subsidy (including RRH)	3	1	2	0	0
Hotel or motel paid for without emergency shelter voucher	19	11	8	0	0
Staying or living in a friend's room, apartment or house	32	27	5	0	0
Staying or living in a family member's room, apartment or house	20	17	3	0	0
Client Doesn't Know/Client Refused	2	2	0	0	0
Data Not Collected	0	0	0	0	0
Subtotal	123	86	37	0	0
Total	401	351	50	0	0

Q20a: Type of Non-Cash Benefit Sources

	Benefit at Start	Benefit at Latest Annual Assessment for Stayers	Benefit at Exit for Leavers
Supplemental Nutritional Assistance Program	146	0	141
WIC	11	0	10
TANF Child Care Services	4	0	3
TANF Transportation Services	3	0	3
Other TANF-Funded Services	3	0	3
Other Source	6	0	6

Q21: Health Insurance

	At Start	At Annual Assessment for Stayers	At Exit for Leavers
Medicaid	172	0	164
Medicare	46	0	46
State Children's Health Insurance Program	7	0	7
VA Medical Services	11	0	11
Employer Provided Health Insurance	9	0	8
Health Insurance Through COBRA	3	0	3
Private Pay Health Insurance	7	0	6
State Health Insurance for Adults	42	0	41
Indian Health Services Program	3	0	3
Other	54	0	54
No Health Insurance	183	0	177
Client Doesn't Know/Client Refused	3	0	2
Data Not Collected	20	0	20
Number of Stayers Not Yet Required to Have an Annual Assessment	0	19	0
1 Source of Health Insurance	256	0	243
More than 1 Source of Health Insurance	36	0	37

Q22a2: Length of Participation – ESG Projects

	Total	Leavers	Stayers
0 to 7 days	428	428	0
8 to 14 days	7	2	5
15 to 21 days	4	0	4
22 to 30 days	14	14	0
31 to 60 days	21	15	6
61 to 90 days	18	14	4
91 to 180 days	1	1	0
181 to 365 days	1	1	0
366 to 730 days (1-2 Yrs)	0	0	0
731 to 1,095 days (2-3 Yrs)	0	0	0
1,096 to 1,460 days (3-4 Yrs)	0	0	0
1,461 to 1,825 days (4-5 Yrs)	0	0	0
More than 1,825 days (> 5 Yrs)	0	0	0
Data Not Collected	0	0	0
Total	494	475	19

Q22c: Length of Time between Project Start Date and Housing Move-in Date (post 10/1/2018)

	Total	Without Children	With Children and Adults	With Only Children	Unknown Household Type
7 days or less	0	0	0	0	0
8 to 14 days	0	0	0	0	0
15 to 21 days	0	0	0	0	0
22 to 30 days	0	0	0	0	0
31 to 60 days	0	0	0	0	0
61 to 180 days	0	0	0	0	0
181 to 365 days	0	0	0	0	0
366 to 730 days (1-2 Yrs)	0	0	0	0	0
Total (persons moved into housing)	0	0	0	0	0
Average length of time to housing	--	--	--	--	--
Persons who were exited without move-in	0	0	0	0	0
Total persons	0	0	0	0	0

Q22c: RRH Length of Time between Project Start Date and Housing Move-in Date (pre 10/1/2018)

Total	Without Children	With Children and Adults	With Only Children	Unknown Household Type
- no data -				

Q22d: Length of Participation by Household Type

	Total	Without Children	With Children and Adults	With Only Children	Unknown Household Type
7 days or less	428	331	96	1	0
8 to 14 days	7	2	5	0	0
15 to 21 days	4	0	4	0	0
22 to 30 days	14	6	8	0	0
31 to 60 days	21	6	15	0	0
61 to 90 days	18	4	14	0	0
91 to 180 days	1	1	0	0	0
181 to 365 days	1	1	0	0	0
366 to 730 days (1-2 Yrs)	0	0	0	0	0
731 to 1,095 days (2-3 Yrs)	0	0	0	0	0
1,096 to 1,460 days (3-4 Yrs)	0	0	0	0	0
1,461 to 1,825 days (4-5 Yrs)	0	0	0	0	0
More than 1,825 days (> 5 Yrs)	0	0	0	0	0
Data Not Collected	0	0	0	0	0
Total	494	351	142	1	0

Q23a: Exit Destination – More Than 90 Days

	Total	Without Children	With Children and Adults	With Only Children	Unknown Household Type
Permanent Destinations	0	0	0	0	0
Moved from one HOPWA funded project to HOPWA PH	0	0	0	0	0
Owned by client, no ongoing housing subsidy	0	0	0	0	0
Owned by client, with ongoing housing subsidy	0	0	0	0	0
Rental by client, no ongoing housing subsidy	0	0	0	0	0
Rental by client, with VASH housing subsidy	0	0	0	0	0
Rental by client, with GPD TIP housing subsidy	0	0	0	0	0
Rental by client, with other ongoing housing subsidy	0	0	0	0	0
Permanent housing (other than RRH) for formerly homeless persons	0	0	0	0	0
Staying or living with family, permanent tenure	0	0	0	0	0
Staying or living with friends, permanent tenure	0	0	0	0	0
Rental by client, with RRH or equivalent subsidy	0	0	0	0	0
Subtotal	0	0	0	0	0
Temporary Destinations	0	0	0	0	0
Emergency shelter, including hotel or motel paid for with emergency shelter voucher	0	0	0	0	0
Moved from one HOPWA funded project to HOPWA TH	0	0	0	0	0
Transitional housing for homeless persons (including homeless youth)	0	0	0	0	0
Staying or living with family, temporary tenure (e.g. room, apartment or house)	0	0	0	0	0
Staying or living with friends, temporary tenure (e.g. room, apartment or house)	0	0	0	0	0
Place not meant for habitation (e.g., a vehicle, an abandoned building, bus/train/subway station/airport or anywhere outside)	0	0	0	0	0
Safe Haven	0	0	0	0	0
Hotel or motel paid for without emergency shelter voucher	0	0	0	0	0
Subtotal	0	0	0	0	0
Institutional Settings	0	0	0	0	0
Foster care home or group foster care home	0	0	0	0	0
Psychiatric hospital or other psychiatric facility	0	0	0	0	0
Substance abuse treatment facility or detox center	0	0	0	0	0
Hospital or other residential non-psychiatric medical facility	0	0	0	0	0
Jail, prison, or juvenile detention facility	0	0	0	0	0
Long-term care facility or nursing home	0	0	0	0	0
Subtotal	0	0	0	0	0
Other Destinations	0	0	0	0	0
Residential project or halfway house with no homeless criteria	0	0	0	0	0
Deceased	0	0	0	0	0
Other	0	0	0	0	0
Client Doesn't Know/Client Refused	0	0	0	0	0
Data Not Collected (no exit interview completed)	0	0	0	0	0
Subtotal	0	0	0	0	0
Total	0	0	0	0	0
Total persons exiting to positive housing destinations	0	0	0	0	0
Total persons whose destinations excluded them from the calculation	0	0	0	0	0
Percentage	--	--	--	--	--

Q23b: Exit Destination – 90 Days or Less

	Total	Without Children	With Children and Adults	With Only Children	Unknown Household Type
Permanent Destinations	0	0	0	0	0
Moved from one HOPWA funded project to HOPWA PH	0	0	0	0	0
Owned by client, no ongoing housing subsidy	0	0	0	0	0
Owned by client, with ongoing housing subsidy	0	0	0	0	0
Rental by client, no ongoing housing subsidy	0	0	0	0	0
Rental by client, with VASH housing subsidy	0	0	0	0	0
Rental by client, with GPD TIP housing subsidy	0	0	0	0	0
Rental by client, with other ongoing housing subsidy	0	0	0	0	0
Permanent housing (other than RRH) for formerly homeless persons	0	0	0	0	0
Staying or living with family, permanent tenure	0	0	0	0	0
Staying or living with friends, permanent tenure	0	0	0	0	0
Rental by client, with RRH or equivalent subsidy	0	0	0	0	0
Subtotal	0	0	0	0	0
Temporary Destinations	0	0	0	0	0
Emergency shelter, including hotel or motel paid for with emergency shelter voucher	0	0	0	0	0
Moved from one HOPWA funded project to HOPWA TH	0	0	0	0	0
Transitional housing for homeless persons (including homeless youth)	0	0	0	0	0
Staying or living with family, temporary tenure (e.g. room, apartment or house)	0	0	0	0	0
Staying or living with friends, temporary tenure (e.g. room, apartment or house)	0	0	0	0	0
Place not meant for habitation (e.g., a vehicle, an abandoned building, bus/train/subway station/airport or anywhere outside)	0	0	0	0	0
Safe Haven	0	0	0	0	0
Hotel or motel paid for without emergency shelter voucher	0	0	0	0	0
Subtotal	0	0	0	0	0
Institutional Settings	0	0	0	0	0
Foster care home or group foster care home	0	0	0	0	0
Psychiatric hospital or other psychiatric facility	0	0	0	0	0
Substance abuse treatment facility or detox center	0	0	0	0	0
Hospital or other residential non-psychiatric medical facility	0	0	0	0	0
Jail, prison, or juvenile detention facility	0	0	0	0	0
Long-term care facility or nursing home	0	0	0	0	0
Subtotal	0	0	0	0	0
Other Destinations	0	0	0	0	0
Residential project or halfway house with no homeless criteria	0	0	0	0	0
Deceased	0	0	0	0	0
Other	0	0	0	0	0
Client Doesn't Know/Client Refused	0	0	0	0	0
Data Not Collected (no exit interview completed)	0	0	0	0	0
Subtotal	0	0	0	0	0
Total	0	0	0	0	0
Total persons exiting to positive housing destinations	0	0	0	0	0
Total persons whose destinations excluded them from the calculation	0	0	0	0	0
Percentage	--	--	--	--	--

Q23c: Exit Destination – All persons

	Total	Without Children	With Children and Adults	With Only Children	Unknown Household Type
Permanent Destinations	0	0	0	0	0
Moved from one HOPWA funded project to HOPWA PH	0	0	0	0	0
Owned by client, no ongoing housing subsidy	2	0	2	0	0
Owned by client, with ongoing housing subsidy	0	0	0	0	0
Rental by client, no ongoing housing subsidy	56	16	40	0	0
Rental by client, with VASH housing subsidy	0	0	0	0	0
Rental by client, with GPD TIP housing subsidy	0	0	0	0	0
Rental by client, with other ongoing housing subsidy	7	0	7	0	0
Permanent housing (other than RRH) for formerly homeless persons	0	0	0	0	0
Staying or living with family, permanent tenure	0	0	0	0	0
Staying or living with friends, permanent tenure	0	0	0	0	0
Rental by client, with RRH or equivalent subsidy	1	1	0	0	0
Subtotal	66	17	49	0	0
Temporary Destinations	0	0	0	0	0
Emergency shelter, including hotel or motel paid for with emergency shelter voucher	338	284	53	1	0
Moved from one HOPWA funded project to HOPWA TH	0	0	0	0	0
Transitional housing for homeless persons (including homeless youth)	2	2	0	0	0
Staying or living with family, temporary tenure (e.g. room, apartment or house)	2	2	0	0	0
Staying or living with friends, temporary tenure (e.g. room, apartment or house)	7	3	4	0	0
Place not meant for habitation (e.g., a vehicle, an abandoned building, bus/train/subway station/airport or anywhere outside)	13	11	2	0	0
Safe Haven	1	1	0	0	0
Hotel or motel paid for without emergency shelter voucher	1	1	0	0	0
Subtotal	364	304	59	1	0
Institutional Settings	0	0	0	0	0
Foster care home or group foster care home	3	3	0	0	0
Psychiatric hospital or other psychiatric facility	0	0	0	0	0
Substance abuse treatment facility or detox center	7	7	0	0	0
Hospital or other residential non-psychiatric medical facility	0	0	0	0	0
Jail, prison, or juvenile detention facility	0	0	0	0	0
Long-term care facility or nursing home	0	0	0	0	0
Subtotal	10	10	0	0	0
Other Destinations	0	0	0	0	0
Residential project or halfway house with no homeless criteria	0	0	0	0	0
Deceased	0	0	0	0	0
Other	23	12	11	0	0
Client Doesn't Know/Client Refused	1	1	0	0	0
Data Not Collected (no exit interview completed)	11	4	7	0	0
Subtotal	35	17	18	0	0
Total	475	348	126	1	0
Total persons exiting to positive housing destinations	366	306	59	1	0
Total persons whose destinations excluded them from the calculation	0	0	0	0	0
Percentage	77.05 %	87.93 %	46.83 %	100.00 %	--

Q24: Homelessness Prevention Housing Assessment at Exit

	Total	Without Children	With Children and Adults	With Only Children	Unknown Household Type
Able to maintain the housing they had at project start--Without a subsidy	29	7	22	0	0
Able to maintain the housing they had at project start--With the subsidy they had at project start	0	0	0	0	0
Able to maintain the housing they had at project start--With an on-going subsidy acquired since project start	0	0	0	0	0
Able to maintain the housing they had at project start--Only with financial assistance other than a subsidy	0	0	0	0	0
Moved to new housing unit--With on-going subsidy	6	0	6	0	0
Moved to new housing unit--Without an on-going subsidy	12	2	10	0	0
Moved in with family/friends on a temporary basis	0	0	0	0	0
Moved in with family/friends on a permanent basis	0	0	0	0	0
Moved to a transitional or temporary housing facility or program	0	0	0	0	0
Client became homeless – moving to a shelter or other place unfit for human habitation	0	0	0	0	0
Client went to jail/prison	0	0	0	0	0
Client died	0	0	0	0	0
Client doesn't know/Client refused	0	0	0	0	0
Data not collected (no exit interview completed)	14	5	9	0	0
Total	61	14	47	0	0

Q25a: Number of Veterans

	Total	Without Children	With Children and Adults	Unknown Household Type
Chronically Homeless Veteran	5	5	0	0
Non-Chronically Homeless Veteran	18	17	1	0
Not a Veteran	365	318	47	0
Client Doesn't Know/Client Refused	7	5	2	0
Data Not Collected	6	6	0	0
Total	401	351	50	0

Q26b: Number of Chronically Homeless Persons by Household

	Total	Without Children	With Children and Adults	With Only Children	Unknown Household Type
Chronically Homeless	68	68	0	0	0
Not Chronically Homeless	386	261	125	0	0
Client Doesn't Know/Client Refused	1	1	0	0	0
Data Not Collected	39	21	17	1	0
Total	494	351	142	1	0

ATTACHMENT B

Fair Housing Impediments

Identify actions taken to overcome the effects of any impediments identified in the jurisdictions analysis of impediments to fair housing choice. 91.520(a)

In 2016, the Pinellas County's Office of Human Rights and the Community Development and Planning Division of the Planning Department completed a countywide Analysis of Impediments to Fair Housing Choice (Analysis). Data from the Analysis suggests that the following types of impediments exist:

Impediment: Areas of Discrimination

Discrimination with Regard to Home Mortgage Loans

Recommended Action:

- Allocate County resources to examine and understand the reasoning for lower loan origination rates for minority groups as well as high income in a lower income tract.
- Allocate County resources to sustain and expand awareness of homebuyer opportunities to those in protected classes.
- Develop outreach program to educate financial institutions about County and City collective housing opportunities and credit counseling assistance to low- and moderate-income households financed with federal, state and local resources.
- Allocate County resources to perform Fair Housing Rental and Mortgage Testing.

Discrimination of Nationally and Locally Protected Classes

Recommended Action:

- Allocate County resources to sustain and expand awareness, education, and training opportunities to landlords, property managers, and Realtors; concerning national and local housing discrimination laws and policies, with a particular focus in the area of discrimination related to service animals.
- Improve presentation to housing providers regarding their obligations and responsibilities in the areas of reasonable accommodations for those with disabilities; including Home Owners Associations and Condominium Owners Associations, and other communal housing providers.
- Continue to contractually require non-discrimination against race, color, religion, sex, disability, familial status, and national origin, for all program participants and subrecipients.

Competency in Fair Housing Policy

Recommended Action:

- Continue the County's efforts to proactively offer to persons who are Limited English Proficient (LEP) the availability of oral interpretation at public meetings and notices in languages other than English. Pursuant to Title VI of the Civil Rights Act of 1964 and Executive Order 13166 - Improving Access to Services for Persons with Limited English Proficiency, recipients of Federal financial assistance must ensure that their programs and activities normally provided in English are accessible to LEP persons and thus do not discriminate on the basis of national origin in violation of Title VI's prohibition against national origin discrimination.
- Continue to offer Homebuyer Classes and Counseling in Spanish.

- Continue to ensure that all Fair Housing Marketing Plans and publications contain information advising persons of their rights under the Fair Housing Act; including the right to relocate to residences in the areas of non-minority concentration at their option; and referrals for minority persons to comparable and suitable decent, safe and sanitary replacement dwellings not located in areas of minority concentration.

Impediment: Areas of Limited Opportunity

- Transportation-Burdened Areas

Recommended Action:

- Continue work and advocacy efforts with Pinellas Suncoast Transportation Authority for alternative transportation modes, additional routes, and longer service times for existing routes in underserved areas.

- Income Barriers

Recommended Action:

- Develop outreach program, in conjunction with childcare and transportation service providers, to identify specific areas of opportunity to improve access to these services.
- Continue to work with non-profits, educators and hiring professionals to ensure job readiness and training providers sponsor instructional classes and job fairs in African American communities.
- Continue to advocate and partner with developers to entice businesses to the area that provide new employment opportunities that match educational levels of the community. Continue to ensure that all vendors and contractors and employees paid with State and Federal funds are contractually obligated to affirmatively assure that minority business and women's business enterprises have an equal opportunity to compete for contracts, subcontracts, sources of supplies, equipment, construction and services.
- Continue to ensure that all project sponsors, vendors and contractors assure equal employment opportunity to all persons regardless of race, color, national origin, sex or disability for federally-funded subrecipients.
- Allocate resources to research the reasons for lower loan origination rates in the moderate income category to adjust programmatic income requirements to provide access to funds for this group.

Impediment: Condition of Housing Stock

- Age of Housing Stock

Recommendation Action:

- Continue providing affordable housing units for rent or home ownership through the use of Federal CDBG, HOME, ESG and NSP funds, State SHIP funds and local Housing Trust Funds. Current priorities include acquisition, construction and/or rehabilitation of new and/or existing owner, rental, homeless and special needs housing.

- Continue mentoring services to affordable housing partners including developers, banking institutions, employers and others to identify available incentives for building new affordable units.
 - Continue work in target areas including Dansville, Greater Ridgecrest Area, Highpoint, Central and East Lealman and Tarpon Springs to build new, affordable single family homes.
- Access to Home Improvement Loans
Recommended Action:
 - Research and develop programs that improve access and approval rates to loans used for home improvement.

Complete listing of all outreach/training events in which the County participated in FY 2017-18:

Condo & HOA Expo; CAI Day; Americana Cove Home Expo Outreach; Country Park Town Hall Meeting; Pinellas Realtor Organization Training; Pinellas County Housing Authority (PCHA) Rainbow Village RA/RM Training; Title VI, Title VII and ADA Training - PIE Airport; Great American Insurance Fair Housing Q&A; Bay Ranch Fair Housing Training; Anti-Harassment Policy Training; CAI Day - 4th Street Coliseum; CAI Day Breakfast; PCHA Fair Housing Training; 2018 Fair Housing Consortium Breakfast; Tampa Bay Condo & HOA Expo; Tampa Bay NARPM; CAIR - FL's Interfaith Iftar; Fair Housing Training - Coquina Key South/Contemporary Housing Alternatives of Florida; Fair Housing Training - Charles Rutenberg Realty; Pinellas Realtor Organization - Best Tenant Screening Practices Training; Basic Fair Housing Training - Peterborough Apartments; ROC Forum - Doral Village; Progressive Management - Golden Acres Association; People's Law School - SPC; Fair Housing Trainings for multiple respondents.

ATTACHMENT C

PR26 CDBG Financial Summary



Office of Community Planning and Development
 U.S. Department of Housing and Urban Development
 Integrated Disbursement and Information System
 PR26 - CDBG Financial Summary Report
 Program Year 2017
 PINELLAS COUNTY , FL

DATE: 12-26-18
 TIME: 16:22
 PAGE: 1

PART I: SUMMARY OF CDBG RESOURCES

01 UNEXPENDED CDBG FUNDS AT END OF PREVIOUS PROGRAM YEAR	2,300,502.79
02 ENTITLEMENT GRANT	2,489,866.00
03 SURPLUS URBAN RENEWAL	0.00
04 SECTION 108 GUARANTEED LOAN FUNDS	0.00
05 CURRENT YEAR PROGRAM INCOME	229,131.49
05a CURRENT YEAR SECTION 108 PROGRAM INCOME (FOR SI TYPE)	0.00
06 FUNDS RETURNED TO THE LINE-OF-CREDIT	0.00
06a FUNDS RETURNED TO THE LOCAL CDBG ACCOUNT	0.00
07 ADJUSTMENT TO COMPUTE TOTAL AVAILABLE	0.00
08 TOTAL AVAILABLE (SUM, LINES 01-07)	5,019,500.28

PART II: SUMMARY OF CDBG EXPENDITURES

09 DISBURSEMENTS OTHER THAN SECTION 108 REPAYMENTS AND PLANNING/ADMINISTRATION	1,738,485.83
10 ADJUSTMENT TO COMPUTE TOTAL AMOUNT SUBJECT TO LOW/MOD BENEFIT	0.00
11 AMOUNT SUBJECT TO LOW/MOD BENEFIT (LINE 09 + LINE 10)	1,738,485.83
12 DISBURSED IN IDIS FOR PLANNING/ADMINISTRATION	543,799.50
13 DISBURSED IN IDIS FOR SECTION 108 REPAYMENTS	0.00
14 ADJUSTMENT TO COMPUTE TOTAL EXPENDITURES	0.00
15 TOTAL EXPENDITURES (SUM, LINES 11-14)	2,282,285.33
16 UNEXPENDED BALANCE (LINE 08 - LINE 15)	2,737,214.95

PART III: LOWMOD BENEFIT THIS REPORTING PERIOD

17 EXPENDED FOR LOW/MOD HOUSING IN SPECIAL AREAS	151,000.00
18 EXPENDED FOR LOW/MOD MULTI-UNIT HOUSING	400,000.00
19 DISBURSED FOR OTHER LOW/MOD ACTIVITIES	1,291,061.51
20 ADJUSTMENT TO COMPUTE TOTAL LOW/MOD CREDIT	(148,051.53)
21 TOTAL LOW/MOD CREDIT (SUM, LINES 17-20)	1,694,009.98
22 PERCENT LOW/MOD CREDIT (LINE 21/LINE 11)	97.44%

LOW/MOD BENEFIT FOR MULTI-YEAR CERTIFICATIONS

23 PROGRAM YEARS(PY) COVERED IN CERTIFICATION	PY: 2017 PY: PY:
24 CUMULATIVE NET EXPENDITURES SUBJECT TO LOW/MOD BENEFIT CALCULATION	0.00
25 CUMULATIVE EXPENDITURES BENEFITING LOW/MOD PERSONS	0.00
26 PERCENT BENEFIT TO LOW/MOD PERSONS (LINE 25/LINE 24)	0.00%

PART IV: PUBLIC SERVICE (PS) CAP CALCULATIONS

27 DISBURSED IN IDIS FOR PUBLIC SERVICES	374,709.13
28 PS UNLIQUIDATED OBLIGATIONS AT END OF CURRENT PROGRAM YEAR	0.00
29 PS UNLIQUIDATED OBLIGATIONS AT END OF PREVIOUS PROGRAM YEAR	0.00
30 ADJUSTMENT TO COMPUTE TOTAL PS OBLIGATIONS	0.00
31 TOTAL PS OBLIGATIONS (LINE 27 + LINE 28 - LINE 29 + LINE 30)	374,709.13
32 ENTITLEMENT GRANT	2,489,866.00
33 PRIOR YEAR PROGRAM INCOME	283,703.96
34 ADJUSTMENT TO COMPUTE TOTAL SUBJECT TO PS CAP	0.00
35 TOTAL SUBJECT TO PS CAP (SUM, LINES 32-34)	2,773,569.96
36 PERCENT FUNDS OBLIGATED FOR PS ACTIVITIES (LINE 31/LINE 35)	13.51%

PART V: PLANNING AND ADMINISTRATION (PA) CAP

37 DISBURSED IN IDIS FOR PLANNING/ADMINISTRATION	543,799.50
38 PA UNLIQUIDATED OBLIGATIONS AT END OF CURRENT PROGRAM YEAR	0.00
39 PA UNLIQUIDATED OBLIGATIONS AT END OF PREVIOUS PROGRAM YEAR	0.00
40 ADJUSTMENT TO COMPUTE TOTAL PA OBLIGATIONS	0.00
41 TOTAL PA OBLIGATIONS (LINE 37 + LINE 38 - LINE 39 +LINE 40)	543,799.50
42 ENTITLEMENT GRANT	2,489,866.00
43 CURRENT YEAR PROGRAM INCOME	229,131.49
44 ADJUSTMENT TO COMPUTE TOTAL SUBJECT TO PA CAP	0.00
45 TOTAL SUBJECT TO PA CAP (SUM, LINES 42-44)	2,718,997.49
46 PERCENT FUNDS OBLIGATED FOR PA ACTIVITIES (LINE 41/LINE 45)	20.00%



Office of Community Planning and Development
 U.S. Department of Housing and Urban Development
 Integrated Disbursement and Information System
 PR26 - CDBG Financial Summary Report
 Program Year 2017
 PINELLAS COUNTY , FL

DATE: 12-26-18
 TIME: 16:22
 PAGE: 2

LINE 17 DETAIL: ACTIVITIES TO CONSIDER IN DETERMINING THE AMOUNT TO ENTER ON LINE 17

Plan Year	IDIS Project	IDIS Activity	Voucher Number	Activity Name	Matrix Code	National Objective	Target Area Type	Drawn Amount
2012	7	2604	6117580	Habitat Oak Street 4 Lots	01	LMH	Strategy area	\$65,000.00
2012	7	2605	6117580	Habitat Oak Street 2 Lots	01	LMH	Strategy area	\$25,000.00
2016	7	2619	6163772	Habitat Palm Avenue Lot Acquisition	01	LMH	Strategy area	\$38,000.00
2016	7	2622	6163772	Habitat 119th Street Lot Acquisition	01	LMH	Strategy area	\$23,000.00
					01	Matrix Code		\$151,000.00
Total								\$151,000.00

LINE 18 DETAIL: ACTIVITIES TO CONSIDER IN DETERMINING THE AMOUNT TO ENTER ON LINE 18

Report returned no data.

LINE 19 DETAIL: ACTIVITIES INCLUDED IN THE COMPUTATION OF LINE 19

Plan Year	IDIS Project	IDIS Activity	Voucher Number	Activity Name	Matrix Code	National Objective	Drawn Amount
2015	1	2532	6117580	Lealman and Asian Neighborhood Family Center Acquisition and Expansion	01	LMA	\$48,006.99
2017	7	2634	6192642	The Ranch at Pinellas Park	01	LMH	\$400,000.00
					01	Matrix Code	\$448,006.99
2017	2	2629	6172901	Lighthouse Pinellas Rehab 17-18	03B	LMC	\$29,060.00
					03B	Matrix Code	\$29,060.00
2016	1	2596	6192642	TSHA/LCHC Cops n Kids Facility Rehabilitation	03E	LMA	\$12,775.15
2016	1	2623	6163772	Lealman Community Center Rehab (16/17)	03E	LMA	\$90,679.54
2016	1	2623	6172901	Lealman Community Center Rehab (16/17)	03E	LMA	\$55,618.44
					03E	Matrix Code	\$159,073.13
2014	1	2516	6148218	Central Lealman Joe's Creek Park 14-15-Design	03F	LMA	\$135.76
2017	3	2632	6192642	Gulfport - Tangerine Greenway 17/18	03F	LMA	\$60,600.00
2017	3	2632	6210641	Gulfport - Tangerine Greenway 17/18	03F	LMA	\$6,420.00
					03F	Matrix Code	\$67,155.76
2016	9	2614	6148218	Directions for Living Facility Rehab 17/18	03P	LMC	\$2,665.34
2016	9	2614	6210641	Directions for Living Facility Rehab 17/18	03P	LMC	\$139,000.00
					03P	Matrix Code	\$141,665.34
2016	2	2583	6117580	Catholic Charities Christopher Annex Rehab	03S	LMC	\$107,269.85
					03S	Matrix Code	\$107,269.85
2017	1	2603	6117580	NRSA/Target Area Pre-Development 17/18	03Z	LMA	\$8,925.84
2017	1	2603	6148218	NRSA/Target Area Pre-Development 17/18	03Z	LMA	\$5,090.16
2017	1	2603	6163772	NRSA/Target Area Pre-Development 17/18	03Z	LMA	\$8,200.21
2017	1	2603	6172901	NRSA/Target Area Pre-Development 17/18	03Z	LMA	\$3,348.75
2017	1	2603	6192642	NRSA/Target Area Pre-Development 17/18	03Z	LMA	\$4,798.39
2017	1	2603	6210641	NRSA/Target Area Pre-Development 17/18	03Z	LMA	\$9,602.41
2017	1	2606	6117580	Target Area Improvement Program Activity Delivery 17/18	03Z	LMA	\$6,826.62
2017	1	2606	6148218	Target Area Improvement Program Activity Delivery 17/18	03Z	LMA	\$7,879.27
2017	1	2606	6163772	Target Area Improvement Program Activity Delivery 17/18	03Z	LMA	\$2,136.63
2017	1	2606	6172901	Target Area Improvement Program Activity Delivery 17/18	03Z	LMA	\$2,169.42
2017	1	2606	6192642	Target Area Improvement Program Activity Delivery 17/18	03Z	LMA	\$1,446.18
2017	2	2631	6172901	PERC Facility Rehabilitation 17/18	03Z	LMC	\$6,000.00
2017	2	2631	6192642	PERC Facility Rehabilitation 17/18	03Z	LMC	\$18,850.00
2017	2	2631	6210641	PERC Facility Rehabilitation 17/18	03Z	LMC	\$25,150.00
2017	3	2608	6117580	Public Facility Activity Delivery 17/18	03Z	LMC	\$10,271.29
2017	3	2608	6148218	Public Facility Activity Delivery 17/18	03Z	LMC	\$9,133.74
2017	3	2608	6163772	Public Facility Activity Delivery 17/18	03Z	LMC	\$2,383.14
2017	3	2608	6172901	Public Facility Activity Delivery 17/18	03Z	LMC	\$2,709.22
2017	3	2608	6192642	Public Facility Activity Delivery 17/18	03Z	LMC	\$974.04
					03Z	Matrix Code	\$135,895.31



Office of Community Planning and Development
 U.S. Department of Housing and Urban Development
 Integrated Disbursement and Information System
 PR26 - CDBG Financial Summary Report
 Program Year 2017
 PINELLAS COUNTY , FL

DATE: 12-26-18
 TIME: 16:22
 PAGE: 3

Plan Year	IDIS Project	IDIS Activity	Voucher Number	Activity Name	Matrix Code	National Objective	Drawn Amount
2017	4	2615	6148218	POC Chore Services Operations 17/18	05A	LMC	\$12,609.84
2017	4	2615	6163772	POC Chore Services Operations 17/18	05A	LMC	\$7,503.86
2017	4	2615	6172901	POC Chore Services Operations 17/18	05A	LMC	\$2,055.89
2017	4	2615	6192642	POC Chore Services Operations 17/18	05A	LMC	\$1,584.25
2017	4	2615	6210641	POC Chore Services Operations 17/18	05A	LMC	\$6,246.16
					05A	Matrix Code	\$30,000.00
2017	4	2613	6148218	Gulfcoast Legal Servcies Fair Housing Program Operations 17/18	05J	LMC	\$15,357.40
2017	4	2613	6163772	Gulfcoast Legal Servcies Fair Housing Program Operations 17/18	05J	LMC	\$6,642.59
2017	4	2613	6172901	Gulfcoast Legal Servcies Fair Housing Program Operations 17/18	05J	LMC	\$3,322.55
2017	4	2613	6192642	Gulfcoast Legal Servcies Fair Housing Program Operations 17/18	05J	LMC	\$6,227.25
2017	4	2613	6210641	Gulfcoast Legal Servcies Fair Housing Program Operations 17/18	05J	LMC	\$4,002.20
					05J	Matrix Code	\$35,551.99
2017	4	2621	6148218	Directions for Living Operations 17/18	05Z	LMC	\$17,506.92
2017	4	2621	6163772	Directions for Living Operations 17/18	05Z	LMC	\$7,198.65
2017	4	2621	6210641	Directions for Living Operations 17/18	05Z	LMC	\$19,451.57
2017	4	2630	6172901	Police Athletic League Operations 17/18	05Z	LMA	\$30,000.00
					05Z	Matrix Code	\$74,157.14
2017	1	2610	6117580	Dunbar Relocation: LANFC Acquisition/Relocation 17/18	08	LMC	\$1,920.00
2017	1	2610	6148218	Dunbar Relocation: LANFC Acquisition/Relocation 17/18	08	LMC	\$480.00
2017	1	2610	6163772	Dunbar Relocation: LANFC Acquisition/Relocation 17/18	08	LMC	\$480.00
2017	1	2610	6192642	Dunbar Relocation: LANFC Acquisition/Relocation 17/18	08	LMC	\$480.00
2017	2	2611	6117580	McLean Relocation: Kimberly Home Acquisition/Relocation 17/18	08	LMC	\$792.00
2017	2	2611	6148218	McLean Relocation: Kimberly Home Acquisition/Relocation 17/18	08	LMC	\$594.00
2017	2	2612	6117580	Pease Relocation: Kimberly Home Acquisition/Relocation 17/18	08	LMC	\$1,160.00
2017	2	2612	6148218	Pease Relocation: Kimberly Home Acquisition/Relocation 17/18	08	LMC	\$870.00
2017	2	2612	6163772	Pease Relocation: Kimberly Home Acquisition/Relocation 17/18	08	LMC	\$580.00
2017	2	2612	6172901	Pease Relocation: Kimberly Home Acquisition/Relocation 17/18	08	LMC	\$290.00
2017	2	2612	6192642	Pease Relocation: Kimberly Home Acquisition/Relocation 17/18	08	LMC	\$580.00
					08	Matrix Code	\$8,226.00
2017	1	2609	6117580	Lealman Code Enforcement 17/18	15	LMA	\$15,456.64
2017	1	2609	6148218	Lealman Code Enforcement 17/18	15	LMA	\$9,721.20
2017	1	2609	6163772	Lealman Code Enforcement 17/18	15	LMA	\$8,547.09
2017	1	2609	6172901	Lealman Code Enforcement 17/18	15	LMA	\$7,355.54
2017	1	2609	6192642	Lealman Code Enforcement 17/18	15	LMA	\$10,166.84
2017	1	2609	6210641	Lealman Code Enforcement 17/18	15	LMA	\$3,752.69
					15	Matrix Code	\$55,000.00
Total							\$1,291,061.51

LINE 27 DETAIL: ACTIVITIES INCLUDED IN THE COMPUTATION OF LINE 27

Plan Year	IDIS Project	IDIS Activity	Voucher Number	Activity Name	Matrix Code	National Objective	Drawn Amount
2017	4	2615	6148218	POC Chore Services Operations 17/18	05A	LMC	\$12,609.84
2017	4	2615	6163772	POC Chore Services Operations 17/18	05A	LMC	\$7,503.86
2017	4	2615	6172901	POC Chore Services Operations 17/18	05A	LMC	\$2,055.89
2017	4	2615	6192642	POC Chore Services Operations 17/18	05A	LMC	\$1,584.25

PR26 - Activity Summary by Selected Grant

Date Generated: 12/26/2018

Grantee: PINELLAS COUNTY

Grant Year: 2017

Total Grant Amount for 2017 Grant year = \$2,489,866.00													
State	Grantee Name	Grant Year	Grant Number	Activity Group	Matrix Code	National Objective	IDIS Activity	Activity Status	Amount Funded From Selected Grant	Amount Drawn From Selected Grant	% of CDBG Drawn From Selected Grant/Grant	Total CDBG Funded Amount (All Years All Sources)	Total CDBG Drawn Amount (All Years All Sources)
FL	PINELLAS COUNTY	2017	B17UC120005	Administrative And Planning	21A		2601	Completed	\$497,973.20	\$497,973.20		\$543,799.50	\$543,799.50
				Administrative And Planning					\$497,973.20	\$497,973.20	20.00%	\$543,799.50	\$543,799.50
FL	PINELLAS COUNTY	2017	B17UC120005	Housing	15	LMA	2609	Completed	\$36,557.00	\$36,557.00		\$55,000.00	\$55,000.00
				Housing					\$36,557.00	\$36,557.00	1.47%	\$55,000.00	\$55,000.00
FL	PINELLAS COUNTY	2017	B17UC120005	Public Improvements	03B	LMC	2629	Completed	\$29,060.00	\$29,060.00		\$29,060.00	\$29,060.00
FL	PINELLAS COUNTY	2017	B17UC120005	Public Improvements	03F	LMA	2632	Open	\$238,206.88	\$5,226.88		\$300,000.00	\$67,020.00
FL	PINELLAS COUNTY	2017	B17UC120005	Public Improvements	03P	LMC	2614	Completed	\$141,665.34	\$141,665.34		\$141,665.34	\$141,665.34
FL	PINELLAS COUNTY	2017	B17UC120005	Public Improvements	03Z	LMA	2603	Completed	\$27,167.18	\$27,167.18		\$39,965.76	\$39,965.76
FL	PINELLAS COUNTY	2017	B17UC120005	Public Improvements	03Z	LMC	2631	Completed	\$38,337.85	\$38,337.85		\$50,000.00	\$50,000.00
FL	PINELLAS COUNTY	2017	B17UC120005	Public Improvements	03Z	SBA	2636	Open	\$100,000.00	\$9,913.83		\$100,000.00	\$9,913.83
				Public Improvements					\$574,437.25	\$251,371.08	10.10%	\$660,691.10	\$337,624.93
FL	PINELLAS COUNTY	2017	B17UC120005	Public Services	05A	LMC	2615	Completed	\$30,000.00	\$30,000.00		\$30,000.00	\$30,000.00
FL	PINELLAS COUNTY	2017	B17UC120005	Public Services	05J	LMC	2613	Completed	\$35,551.99	\$35,551.99		\$35,551.99	\$35,551.99
FL	PINELLAS COUNTY	2017	B17UC120005	Public Services	05Z	LMA	2620	Completed	\$185,228.07	\$185,228.07		\$235,000.00	\$235,000.00
FL	PINELLAS COUNTY	2017	B17UC120005	Public Services	05Z	LMA	2630	Completed	\$30,000.00	\$30,000.00		\$30,000.00	\$30,000.00
FL	PINELLAS COUNTY	2017	B17UC120005	Public Services	05Z	LMC	2621	Completed	\$44,157.14	\$44,157.14		\$44,157.14	\$44,157.14
				Public Services					\$324,937.20	\$324,937.20	13.05%	\$374,709.13	\$374,709.13
				Total 2017					\$1,433,904.65	\$1,110,838.48	44.61%	\$1,634,199.73	\$1,311,133.56
				Grand Total					\$1,433,904.65	\$1,110,838.48	44.61%	\$1,634,199.73	\$1,311,133.56

PINELLAS COUNTY, FLORIDA (PR26)
FINANCIAL SUMMARY ATTACHMENT FOR PROGRAM INCOME
LOANS & RECEIVABLES, RECONCILIATION OF FUNDS

a. Program Income

1. Total program income to revolving funds: \$0
2. Float-funded activities: N/A
3. Other loan repayments by category:

All housing activity loans:

Homebuyer Down Payment Assistance	\$1,290.00
Owner Housing Development Loan Repayments	\$207,000.00
Multi Financial Services Portfolio Repayments	\$20,623.18
Administrative/Subordination Fees	\$218.31
TOTAL	\$229,131.49

4. Income received from sale of property: \$75,000.00

b. Prior Period Adjustments:

None reported on Line 6.

c. Loans and other receivables:

1. Float-funded activities outstanding as of end of the reporting period: n/a
2. Total number of loans outstanding and principal balance owed as of end of reporting period:

a. Loans Outstanding – all housing activity*		
	# of Loans	Principal Balance
In-House Portfolio		
Temporary Deferrals	332	\$41,650,401.91
Permanent Liens	301	\$17,301,847.44
Reducing Liens	19	\$438,775.25
Amortizing	9	\$4,772,139.00
Total In-House Portfolio	661	\$64,163,163.60*
Loan Servicing Portfolio		
Multi Financial	334	\$13,848,069.00
TBCDC	2	\$26,210.64
US Bank	55	\$966,812.00
Total Loan Servicing Portfolio	391	\$14,841,091.64*
Total Loan Portfolio	1,052	\$79,004,255.24
b. Deferred or Forgivable Loans Outstanding – all housing activity * (included in counts above)		
	# of Loans	Principal Balance
In House Portfolio	320	\$17,740,622.69*
* also includes HOME, HTF, NSP and SHIP funded loans		

3. Parcels acquired or improved with CDBG funds that are available for sale as of end of reporting period:

Forty-Two (42)

4. Number and amount of loans in default and for which the balance was forgiven or written off during the reporting period:

No CDBG funded loans were forgiven or written off during the reporting period. Seven (7) loans (3 HOME, 1 HTF, 3 SHIP) were foreclosed upon by the first mortgage holders. The foreclosures resulted in a loss of \$124,254.67 (\$67,480.13-HOME; \$8,000.00-HTF; \$48,774.54-SHIP) for the County.

5. Lump sum drawdown agreement: N/A

RECONCILIATION:

Unexpended balance shown on GPR: \$2,300,502.79

Reconciling items:

Add:	LOC balance	\$2,489,866.00	
	Cash on hand	\$229,131.49	
	Grantee program account		
	Grantee program account		
	Revolving fund cash balances		
	Sec. 108 cash balances		
Deduct:	Grantee CDBG liabilities	(\$2,282,285.33)	
	Subrecipient CDBG liabilities	(0)	\$436,712.16
Total reconciling balance			\$2,737,214.95
Un-reconciled difference			(0)

CALCULATION OF BALANCE OF UNPROGRAMMED FUNDS:

Add:	Funds available during report period (unexpended + LOC + program income)	\$5,019,500.28	
	Program income expected to be received but not yet realized	(0)	
Subtotal			\$5,019,500.28
Deduct:	Total budgeted amount		
	All funds committed	(\$5,019,500.28)	
Un-programmed Balance			(0)

PINELLAS COUNTY, FLORIDA (PR26)
FINANCIAL SUMMARY
Low Mod Calculation Adjustment Backup

PR 26 Report Data w/Adjustment

17 EXPENDED FOR LOW/MOD HOUSING IN SPECIAL AREAS	151,000.00
18 EXPENDED FOR LOW/MOD MULTI-UNIT HOUSING	400,000.00
19 DISBURSED FOR OTHER LOW/MOD ACTIVITIES	1,291,061.51
20 ADJUSTMENT TO COMPUTE TOTAL LOW/MOD CREDIT	(148,051.53)
21 TOTAL LOW/MOD CREDIT (SUM, LINES 17-20)	1,694,009.98
22 PERCENT LOW/MOD CREDIT (LINE 21/LINE 11)	97.44%

Low/Mod Activities/Expenses Used for Adjustment

HUD ID	2634	CD17HPROD - Housing Production Program CDBG(pre15 fund)	(400,000.00)
HUD ID	2560	CD16DV/SIDE - Dansville Sidewalks 16/17 (pre 15 funding)	11,744.02
HUD ID	2581	CD17PINE2 - Dansville - Pine St Infrastructure (pre15 funds)	5,204.45
HUD ID	2558	CD17YOPS - YMCA Omni Center Operations 17/18	235,000.00
			(148,051.53)

Original PR 26 Data

17 EXPENDED FOR LOW/MOD HOUSING IN SPECIAL AREAS	-
18 EXPENDED FOR LOW/MOD MULTI-UNIT HOUSING	-
19 DISBURSED FOR OTHER LOW/MOD ACTIVITIES	1,291,061.51
20 ADJUSTMENT TO COMPUTE TOTAL LOW/MOD CREDIT	-
21 TOTAL LOW/MOD CREDIT (SUM, LINES 17-20)	1,291,061.51
22 PERCENT LOW/MOD CREDIT (LINE 21/LINE 11)	74.26%

ATTACHMENT D

Reports: HOME Match/HOME APR/HOME, CDBG, & ESG Section 3/IDIS Reports

U.S. Department of Housing and Urban Development
Office of Community Planning and Development
Integrated Disbursement and Information System
Home Matching Liability Report

DATE: 12-05-18
TIME: 15:31
PAGE: 1

PINELLAS COUNTY, FL

Fiscal Year	Match Percent	Total Disbursements	Disbursements Requiring Match	Match Liability Amount
1997	25.0%	\$116,389.00	\$116,389.00	\$29,097.25
1998	25.0%	\$2,870,953.99	\$2,725,477.70	\$681,369.42
1999	25.0%	\$1,296,851.95	\$1,186,648.63	\$296,662.15
2000	25.0%	\$1,350,628.66	\$1,228,566.97	\$307,141.74
2001	25.0%	\$957,595.56	\$758,737.65	\$189,684.41
2002	25.0%	\$676,507.10	\$446,898.15	\$111,724.53
2003	25.0%	\$1,953,699.67	\$1,771,907.87	\$442,976.96
2004	0.0%	\$936,206.78	\$0.00	\$0.00
2005	0.0%	\$1,172,887.67	\$0.00	\$0.00
2006	0.0%	\$602,151.90	\$0.00	\$0.00
2007	25.0%	\$1,989,989.40	\$1,366,626.24	\$341,656.56
2008	25.0%	\$2,543,031.90	\$2,295,235.96	\$573,808.99
2009	25.0%	\$2,333,251.17	\$2,148,570.63	\$537,142.65
2010	25.0%	\$2,050,515.00	\$1,804,948.82	\$451,237.20
2011	25.0%	\$1,185,624.87	\$963,991.00	\$240,997.75
2012	25.0%	\$1,401,779.55	\$1,296,089.88	\$324,022.47
2013	25.0%	\$1,796,173.87	\$1,597,237.87	\$399,309.46

U.S. Department of Housing and Urban Development
Office of Community Planning and Development
Integrated Disbursement and Information System
Home Matching Liability Report

2014	25.0%	\$1,104,234.87	\$985,517.91	\$246,379.47
2015	25.0%	\$2,247,258.51	\$1,960,450.13	\$490,112.53
2016	25.0%	\$1,637,708.60	\$1,434,403.51	\$358,600.87
2017	25.0%	\$481,023.37	\$199,974.26	\$49,993.56
2018	25.0%	\$518,872.07	\$272,385.82	\$68,096.45

Annual Performance Report HOME Program

U.S. Department of Housing
and Urban Development
Office of Community Planning
and Development

OMB Approval No. 2506-0171
(exp. 8/31/2009)

Public reporting burden for this collection of information is estimated to average 2.5 hours per response, including the time for reviewing instructions, searching existing data sources, gathering and maintaining the data needed, and completing and reviewing the collection of information. This agency may not conduct or sponsor, and a person is not required to respond to, a collection of information unless that collection displays a valid OMB control number.

The HOME statute imposes a significant number of data collection and reporting requirements. This includes information on assisted properties, on the owners or tenants of the properties, and on other programmatic areas. The information will be used: 1) to assist HOME participants in managing their programs; 2) to track performance of participants in meeting fund commitment and expenditure deadlines; 3) to permit HUD to determine whether each participant meets the HOME statutory income targeting and affordability requirements; and 4) to permit HUD to determine compliance with other statutory and regulatory program requirements. This data collection is authorized under Title II of the Cranston-Gonzalez National Affordable Housing Act or related authorities. Access to Federal grant funds is contingent on the reporting of certain project-specific data elements. Records of information collected will be maintained by the recipients of the assistance. Information on activities and expenditures of grant funds is public information and is generally available for disclosure. Recipients are responsible for ensuring confidentiality when public disclosure is not required.

This form is intended to collect numeric data to be aggregated nationally as a complement to data collected through the Cash and Management Information (C/MI) System. Participants should enter the reporting period in the first block. The reporting period is October 1 to September 30. Instructions are included for each section if further explanation is needed.

Submit this form on or before December 31.	This report is for period (mm/dd/yyyy)		Date Submitted (mm/dd/yyyy)
Send one copy to the appropriate HUD Field Office and one copy to: HOME Program, Rm 7176, 451 7th Street, S.W., Washington D.C. 20410	Starting 10/01/2017	Ending 09/30/2018	12/29/2018

Part I Participant Identification

1. Participant Number M-17-DC-120217	2. Participant Name Pinellas County Consortium, Florida		
3. Name of Person completing this report Brook Gajan		4. Phone Number (Include Area Code) 727-464-8232	
5. Address 440 Court Street, 2nd Floor	6. City Clearwater	7. State FL	8. Zip Code 33756

Part II Program Income

Enter the following program income amounts for the reporting period: in block 1, enter the balance on hand at the beginning; in block 2, enter the amount generated; in block 3, enter the amount expended; and in block 4, enter the amount for Tenant-Based rental Assistance.

1. Balance on hand at Beginning of Reporting Period 0.00	2. Amount received during Reporting Period 863,866.77	3. Total amount expended during Reporting Period 863,833.77	4. Amount expended for Tenant-Based Rental Assistance 0.00	5. Balance on hand at end of Reporting Period (1 + 2 - 3) = 5 0.00
---	--	--	---	---

Part III Minority Business Enterprises (MBE) and Women Business Enterprises (WBE)

In the table below, indicate the number and dollar value of contracts for HOME projects completed during the reporting period.

	a. Total	Minority Business Enterprises (MBE)			f. White Non-Hispanic
		b. Alaskan Native or American Indian	c. Asian or Pacific Islander	d. Black Non-Hispanic	
A. Contracts					
1. Number	0	0	0	0	0
2. Dollar Amount	0	0	0	0	0
B. Sub-Contracts					
1. Number	9	0	0	0	9
2. Dollar Amount	357,864	0	0	0	357,864
	a. Total	b. Women Business Enterprises (WBE)	c. Male		
C. Contracts					
1. Number	0	0	0		
2. Dollar Amount	0	0	0		
D. Sub-Contracts					
1. Number	9	1	8		
2. Dollar Amounts	357,864	13,000	344,864		

Part IV Minority Owners of Rental Property

In the table below, indicate the number of HOME assisted rental property owners and the total dollar amount of HOME funds in these rental properties assisted during the reporting period.

	a. Total	Minority Property Owners				f. White Non-Hispanic
		b. Alaskan Native or American Indian	c. Asian or Pacific Islander	d. Black Non-Hispanic	e. Hispanic	
1. Number	0	0	0	0	0	0
2. Dollar Amount	0	0	0	0	0	0

Part V Relocation and Real Property Acquisition

Indicate the number of persons displaced, the cost of relocation payments, the number of parcels acquired, and the cost of acquisition. The data provided should reflect only displacements and acquisitions occurring during the reporting period.

	a. Number	b. Cost
1. Parcels Acquired	0	0
2. Businesses Displaced	0	0
3. Nonprofit Organizations Displaced	0	0
4. Households Temporarily Relocated, not Displaced	0	0

Households Displaced	a. Total	Minority Business Enterprises (MBE)				f. White Non-Hispanic
		b. Alaskan Native or American Indian	c. Asian or Pacific Islander	d. Black Non-Hispanic	e. Hispanic	
5. Households Displaced - Number	0	0	0	0	0	0
6. Households Displaced - Cost	0	0	0	0	0	0

U.S. DEPARTMENT OF HOUSING AND URBAN
DEVELOPMENT
OFFICE OF COMMUNITY PLANNING AND DEVELOPMENT
PR01 - HUD Grants and Program Income

DATE: 12/10/2018
TIME: 4:20:34 PM
PAGE: 1/4

IDIS

Program	Fund Type	Grantee Name	Grantee State Code	Grant Number	Authorized Amount	Suballocated Amount	Amount Committed to Activities	Net Drawn Amount	FY YTD Net Draw Amount	Available to Commit	Available to Draw	Recapture Amount
CDBG	EN	PINELLAS COUNTY	FL	B89UC120005	\$2,635,000.00	\$0.00	\$2,635,000.00	\$2,635,000.00	\$0.00	\$0.00	\$0.00	\$0.00
				B90UC120005	\$2,515,000.00	\$0.00	\$2,515,000.00	\$2,515,000.00	\$0.00	\$0.00	\$0.00	\$0.00
				B91UC120005	\$2,850,000.00	\$0.00	\$2,850,000.00	\$2,850,000.00	\$0.00	\$0.00	\$0.00	\$0.00
				B92UC120005	\$3,058,000.00	\$0.00	\$3,058,000.00	\$3,058,000.00	\$0.00	\$0.00	\$0.00	\$0.00
				B93UC120005	\$3,625,000.00	\$0.00	\$3,625,000.00	\$3,625,000.00	\$0.00	\$0.00	\$0.00	\$0.00
				B94UC120005	\$3,860,000.00	\$0.00	\$3,860,000.00	\$3,860,000.00	\$0.00	\$0.00	\$0.00	\$0.00
				B95UC120005	\$3,826,000.00	\$0.00	\$3,826,000.00	\$3,826,000.00	\$0.00	\$0.00	\$0.00	\$0.00
				B96UC120005	\$3,717,000.00	\$0.00	\$3,717,000.00	\$3,717,000.00	\$0.00	\$0.00	\$0.00	\$0.00
				B97UC120005	\$3,454,000.00	\$0.00	\$3,454,000.00	\$3,454,000.00	\$0.00	\$0.00	\$0.00	\$0.00
				B98UC120005	\$3,354,000.00	\$0.00	\$3,354,000.00	\$3,354,000.00	\$0.00	\$0.00	\$0.00	\$0.00
				B99UC120005	\$3,438,000.00	\$0.00	\$3,438,000.00	\$3,438,000.00	\$0.00	\$0.00	\$0.00	\$0.00
				B00UC120005	\$3,621,000.00	\$0.00	\$3,621,000.00	\$3,621,000.00	\$0.00	\$0.00	\$0.00	\$0.00
				B01UC120005	\$3,743,000.00	\$0.00	\$3,743,000.00	\$3,743,000.00	\$0.00	\$0.00	\$0.00	\$0.00
				B02UC120005	\$3,682,000.00	\$0.00	\$3,682,000.00	\$3,682,000.00	\$0.00	\$0.00	\$0.00	\$0.00
				B03UC120005	\$3,818,000.00	\$0.00	\$3,818,000.00	\$3,818,000.00	\$0.00	\$0.00	\$0.00	\$0.00
				B04UC120005	\$3,701,000.00	\$0.00	\$3,701,000.00	\$3,701,000.00	\$0.00	\$0.00	\$0.00	\$0.00
				B05UC120005	\$3,493,162.00	\$0.00	\$3,493,162.00	\$3,493,162.00	\$0.00	\$0.00	\$0.00	\$0.00
				B06UC120005	\$3,129,703.00	\$0.00	\$3,129,703.00	\$3,129,703.00	\$0.00	\$0.00	\$0.00	\$0.00
				B07UC120005	\$3,103,668.00	\$0.00	\$3,103,668.00	\$3,103,668.00	\$0.00	\$0.00	\$0.00	\$0.00
				B08UC120005	\$2,979,575.00	\$0.00	\$2,979,575.00	\$2,979,575.00	\$0.00	\$0.00	\$0.00	\$0.00
				B09UC120005	\$2,997,508.00	\$418,328.76	\$2,579,179.24	\$2,579,179.24	\$0.00	\$0.00	\$0.00	\$0.00
				B10UC120005	\$3,221,625.00	\$0.00	\$3,221,625.00	\$3,221,625.00	\$0.00	\$0.00	\$0.00	\$0.00
				B11UC120005	\$2,676,384.00	\$0.00	\$2,676,384.00	\$2,676,384.00	\$0.00	\$0.00	\$0.00	\$0.00
				B12UC120005	\$2,389,721.00	\$0.00	\$2,389,721.00	\$2,389,721.00	\$0.00	\$0.00	\$0.00	\$0.00
				B13UC120005	\$2,517,880.00	\$0.00	\$2,517,880.00	\$2,517,880.00	\$0.00	\$0.00	\$0.00	\$0.00
				B14UC120005	\$2,422,408.00	\$0.00	\$1,479,622.36	\$1,441,139.27	\$1,066.35	\$942,785.64	\$981,268.73	\$0.00
				B15UC120005	\$2,407,689.00	\$0.00	\$2,308,596.62	\$2,308,596.62	\$3,752.69	\$99,092.38	\$99,092.38	\$0.00
				B16UC120005	\$2,475,418.00	\$0.00	\$2,192,518.97	\$2,038,816.95	\$0.00	\$282,899.03	\$436,601.05	\$0.00
				B17UC120005	\$2,489,866.00	\$0.00	\$1,433,904.65	\$1,110,838.48	\$289,921.06	\$1,055,961.35	\$1,379,027.52	\$0.00
				PINELLAS COUNTY Subtotal:					\$91,201,607.00	\$418,328.76	\$88,402,539.84	\$87,887,288.56
EN Subtotal:					\$91,201,607.00	\$418,328.76	\$88,402,539.84	\$87,887,288.56	\$294,740.10	\$2,380,738.40	\$2,895,989.68	\$0.00
PI	EN	PINELLAS COUNTY	FL	B96UC120005	\$639,913.43	\$0.00	\$639,913.43	\$639,913.43	\$0.00	\$0.00	\$0.00	\$0.00
				B97UC120005	\$1,124,269.66	\$0.00	\$1,124,269.66	\$1,124,269.66	\$0.00	\$0.00	\$0.00	\$0.00
				B98UC120005	\$751,392.06	\$0.00	\$751,392.06	\$751,392.06	\$0.00	\$0.00	\$0.00	\$0.00
				B99UC120005	\$639,868.76	\$0.00	\$639,868.76	\$639,868.76	\$0.00	\$0.00	\$0.00	\$0.00
				B00UC120005	\$662,702.29	\$0.00	\$662,702.29	\$662,702.29	\$0.00	\$0.00	\$0.00	\$0.00
				B01UC120005	\$873,511.05	\$0.00	\$873,511.05	\$873,511.05	\$0.00	\$0.00	\$0.00	\$0.00
				B02UC120005	\$741,139.07	\$0.00	\$741,139.07	\$741,139.07	\$0.00	\$0.00	\$0.00	\$0.00
				B03UC120005	\$1,035,867.69	\$0.00	\$1,035,867.69	\$1,035,867.69	\$0.00	\$0.00	\$0.00	\$0.00
				B04UC120005	\$706,889.43	\$0.00	\$706,889.43	\$706,889.43	\$0.00	\$0.00	\$0.00	\$0.00
				B05UC120005	\$505,665.70	\$0.00	\$505,665.70	\$505,665.70	\$0.00	\$0.00	\$0.00	\$0.00
				B06UC120005	\$595,036.24	\$0.00	\$595,036.24	\$595,036.24	\$0.00	\$0.00	\$0.00	\$0.00
				B07UC120005	\$476,239.08	\$0.00	\$476,239.08	\$476,239.08	\$0.00	\$0.00	\$0.00	\$0.00
				B08UC120005	\$228,320.13	\$0.00	\$228,320.13	\$228,320.13	\$0.00	\$0.00	\$0.00	\$0.00
B09UC120005	\$91,611.64	\$0.00	\$91,611.64	\$91,611.64	\$0.00	\$0.00	\$0.00	\$0.00				
B10UC120005	\$122,030.59	\$0.00	\$122,030.59	\$122,030.59	\$0.00	\$0.00	\$0.00	\$0.00				
B11UC120005	\$42,261.66	\$0.00	\$42,261.66	\$42,261.66	\$0.00	\$0.00	\$0.00	\$0.00				

U.S. DEPARTMENT OF HOUSING AND URBAN
DEVELOPMENT
OFFICE OF COMMUNITY PLANNING AND DEVELOPMENT
PR01 - HUD Grants and Program Income

DATE: 12/10/2018
TIME: 4:20:34 PM
PAGE: 2/4

IDIS

Program	Fund Type	Grantee Name	Grantee State Code	Grant Number	Authorized Amount	Suballocated Amount	Amount Committed to Activities	Net Drawn Amount	FY YTD Net Draw Amount	Available to Commit	Available to Draw	Recapture Amount
CDBG	PI	PINELLAS COUNTY	FL	B12UC120005	\$88,319.52	\$0.00	\$88,319.52	\$88,319.52	\$0.00	\$0.00	\$0.00	\$0.00
				B13UC120005	\$201,488.32	\$0.00	\$201,488.32	\$201,488.32	\$0.00	\$0.00	\$0.00	\$0.00
				B14UC120005	\$603,018.08	\$0.00	\$603,018.08	\$603,018.08	\$0.00	\$0.00	\$0.00	\$0.00
				B15UC120005	\$42,550.71	\$0.00	\$42,550.71	\$42,550.71	\$0.00	\$0.00	\$0.00	\$0.00
				B16UC120005	\$283,703.96	\$0.00	\$283,703.96	\$283,703.96	\$0.00	\$0.00	\$0.00	\$0.00
				B17UC120005	\$229,131.49	\$0.00	\$229,131.49	\$229,131.49	\$1,491.40	\$0.00	\$0.00	\$0.00
				PINELLAS COUNTY Subtotal:				\$10,684,930.56	\$0.00	\$10,684,930.56	\$10,684,930.56	\$1,491.40
PI Subtotal:				\$10,684,930.56	\$0.00	\$10,684,930.56	\$10,684,930.56	\$1,491.40	\$0.00	\$0.00	\$0.00	
AD	PINELLAS COUNTY	FL	B06UC120005	\$0.00	\$0.00	\$0.00	\$0.00	\$0.00	\$0.00	\$0.00	\$0.00	\$0.00
			B09UC120005	\$418,328.76	\$0.00	\$418,328.76	\$418,328.76	\$0.00	\$0.00	\$0.00	\$0.00	
			PINELLAS COUNTY Subtotal:				\$418,328.76	\$0.00	\$418,328.76	\$418,328.76	\$0.00	\$0.00
AD Subtotal:				\$418,328.76	\$0.00	\$418,328.76	\$418,328.76	\$0.00	\$0.00	\$0.00	\$0.00	
CDBG-R	EN	PINELLAS COUNTY	FL	B09UY120005	\$809,226.00	\$0.00	\$809,226.00	\$809,226.00	\$0.00	\$0.00	\$0.00	\$0.00
				PINELLAS COUNTY Subtotal:				\$809,226.00	\$0.00	\$809,226.00	\$809,226.00	\$0.00
EN Subtotal:				\$809,226.00	\$0.00	\$809,226.00	\$809,226.00	\$0.00	\$0.00	\$0.00	\$0.00	
ESG	EN	PINELLAS COUNTY	FL	S89UC120018	\$42,000.00	\$0.00	\$42,000.00	\$42,000.00	\$0.00	\$0.00	\$0.00	\$0.00
				S90UC120018	\$66,000.00	\$0.00	\$66,000.00	\$66,000.00	\$0.00	\$0.00	\$0.00	\$0.00
				S91UC120018	\$65,000.00	\$0.00	\$65,000.00	\$65,000.00	\$0.00	\$0.00	\$0.00	\$0.00
				S92UC120018	\$65,000.00	\$0.00	\$65,000.00	\$65,000.00	\$0.00	\$0.00	\$0.00	\$0.00
				S93UC120018	\$45,000.00	\$0.00	\$45,000.00	\$45,000.00	\$0.00	\$0.00	\$0.00	\$0.00
				S94UC120018	\$106,000.00	\$0.00	\$106,000.00	\$106,000.00	\$0.00	\$0.00	\$0.00	\$0.00
				S95UC120018	\$139,000.00	\$0.00	\$139,000.00	\$139,000.00	\$0.00	\$0.00	\$0.00	\$0.00
				S96UC120018	\$97,000.00	\$0.00	\$97,000.00	\$97,000.00	\$0.00	\$0.00	\$0.00	\$0.00
				S97UC120018	\$97,000.00	\$0.00	\$97,000.00	\$97,000.00	\$0.00	\$0.00	\$0.00	\$0.00
				S98UC120018	\$132,000.00	\$0.00	\$132,000.00	\$132,000.00	\$0.00	\$0.00	\$0.00	\$0.00
				S99UC120018	\$120,000.00	\$0.00	\$120,000.00	\$120,000.00	\$0.00	\$0.00	\$0.00	\$0.00
				S00UC120018	\$122,000.00	\$0.00	\$122,000.00	\$122,000.00	\$0.00	\$0.00	\$0.00	\$0.00
				S01UC120018	\$128,000.00	\$0.00	\$128,000.00	\$128,000.00	\$0.00	\$0.00	\$0.00	\$0.00
				S02UC120018	\$127,000.00	\$0.00	\$127,000.00	\$127,000.00	\$0.00	\$0.00	\$0.00	\$0.00
				S03UC120018	\$126,000.00	\$0.00	\$126,000.00	\$126,000.00	\$0.00	\$0.00	\$0.00	\$0.00
				S04UC120018	\$139,661.00	\$0.00	\$139,661.00	\$139,661.00	\$0.00	\$0.00	\$0.00	\$0.00
				S05UC120018	\$135,371.00	\$0.00	\$135,371.00	\$135,371.00	\$0.00	\$0.00	\$0.00	\$0.00
				S06UC120018	\$134,355.00	\$0.00	\$134,355.00	\$134,355.00	\$0.00	\$0.00	\$0.00	\$0.00
				S07UC120018	\$134,978.00	\$0.00	\$134,978.00	\$134,978.00	\$0.00	\$0.00	\$0.00	\$0.00
				S08UC120018	\$133,725.00	\$0.00	\$133,725.00	\$133,725.00	\$0.00	\$0.00	\$0.00	\$0.00
S09UC120018	\$132,661.00	\$0.00	\$132,661.00	\$132,661.00	\$0.00	\$0.00	\$0.00	\$0.00				
S10UC120018	\$131,289.80	\$0.00	\$131,289.80	\$131,289.80	\$0.00	\$0.00	\$0.00	\$0.00				
PINELLAS COUNTY Subtotal:				\$2,419,040.80	\$0.00	\$2,419,040.80	\$2,419,040.80	\$0.00	\$0.00	\$0.00	\$0.00	
EN Subtotal:				\$2,419,040.80	\$0.00	\$2,419,040.80	\$2,419,040.80	\$0.00	\$0.00	\$0.00	\$0.00	
HOME	EN	PINELLAS COUNTY	FL	M92DC120217	\$1,953,000.00	\$292,950.00	\$1,660,050.00	\$1,660,050.00	\$0.00	\$0.00	\$0.00	\$0.00
				M93DC120217	\$1,284,000.00	\$633,950.17	\$650,049.83	\$650,049.83	\$0.00	\$0.00	\$0.00	\$0.00
				M94DC120217	\$1,629,000.00	\$788,926.71	\$840,073.29	\$840,073.29	\$0.00	\$0.00	\$0.00	\$0.00
				M95DC120217	\$1,759,000.00	\$265,000.00	\$1,494,000.00	\$1,494,000.00	\$0.00	\$0.00	\$0.00	\$0.00
				M96DC120217	\$1,768,000.00	\$1,108,842.23	\$659,157.77	\$659,157.77	\$0.00	\$0.00	\$0.00	\$0.00
				M97DC120217	\$1,261,000.00	\$341,650.00	\$919,350.00	\$919,350.00	\$0.00	\$0.00	\$0.00	\$0.00
				M98DC120217	\$1,336,000.00	\$885,891.00	\$450,109.00	\$450,109.00	\$0.00	\$0.00	\$0.00	\$0.00
				M99DC120217	\$1,466,000.00	\$982,704.10	\$483,295.90	\$483,295.90	\$0.00	\$0.00	\$0.00	\$0.00

U.S. DEPARTMENT OF HOUSING AND URBAN
DEVELOPMENT
OFFICE OF COMMUNITY PLANNING AND DEVELOPMENT
PR01 - HUD Grants and Program Income

DATE: 12/10/2018
TIME: 4:20:34 PM
PAGE: 3/4

IDIS

Program	Fund Type	Grantee Name	Grantee State Code	Grant Number	Authorized Amount	Suballocated Amount	Amount Committed to Activities	Net Drawn Amount	FY YTD Net Draw Amount	Available to Commit	Available to Draw	Recapture Amount
HOME	EN	PINELLAS COUNTY	FL	M00DC120217	\$1,541,000.00	\$632,386.62	\$908,613.38	\$908,613.38	\$0.00	\$0.00	\$0.00	\$0.00
				M01DC120217	\$1,709,000.00	\$516,463.43	\$1,192,536.57	\$1,192,536.57	\$0.00	\$0.00	\$0.00	\$0.00
				M02DC120217	\$1,702,000.00	\$1,429,661.26	\$272,338.74	\$272,338.74	\$0.00	\$0.00	\$0.00	\$0.00
				M03DC120217	\$1,862,562.00	\$602,623.56	\$1,259,938.44	\$1,259,938.44	\$0.00	\$0.00	\$0.00	\$0.00
				M04DC120217	\$2,084,691.00	\$915,438.18	\$1,169,252.82	\$1,169,252.82	\$0.00	\$0.00	\$0.00	\$0.00
				M05DC120217	\$1,888,356.00	\$654,379.96	\$1,233,976.04	\$1,233,976.04	\$0.00	\$0.00	\$0.00	\$0.00
				M06DC120217	\$1,748,124.00	\$584,414.47	\$1,163,709.53	\$1,163,709.53	\$0.00	\$0.00	\$0.00	\$0.00
				M07DC120217	\$1,726,809.00	\$1,636,971.91	\$89,837.09	\$89,837.09	\$0.00	\$0.00	\$0.00	\$0.00
				M08DC120217	\$1,650,889.00	\$408,995.25	\$1,241,893.75	\$1,241,893.75	\$0.00	\$0.00	\$0.00	\$0.00
				M09DC120217	\$1,852,011.00	\$492,132.38	\$1,359,878.62	\$1,359,878.62	\$0.00	\$0.00	\$0.00	\$0.00
				M10DC120217	\$1,782,367.00	\$510,272.26	\$1,272,094.74	\$1,272,094.74	\$0.00	\$0.00	\$0.00	\$0.00
				M11DC120217	\$1,577,773.00	\$405,498.46	\$1,172,274.54	\$1,172,274.54	\$0.00	\$0.00	\$0.00	\$0.00
				M12DC120217	\$1,069,063.00	\$106,906.30	\$962,156.70	\$962,156.70	\$0.00	\$0.00	\$0.00	\$0.00
				M13DC120217	\$1,057,756.00	\$700,667.64	\$357,088.36	\$357,088.36	\$0.00	\$0.00	\$0.00	\$0.00
				M14DC120217	\$1,072,975.00	\$268,243.75	\$322,292.96	\$280,926.50	\$102,287.22	\$482,438.29	\$523,804.75	\$0.00
				M15DC120217	\$975,709.00	\$243,927.90	\$129,107.44	\$93,353.28	\$0.00	\$602,673.66	\$638,427.82	\$0.00
				M16DC120217	\$1,051,266.00	\$262,816.50	\$58,686.86	\$58,686.86	\$58,686.86	\$729,762.64	\$729,762.64	\$0.00
				M17DC120217	\$1,079,510.00	\$269,877.50	\$18,629.62	\$18,629.62	\$18,629.62	\$791,002.88	\$791,002.88	\$0.00
				M18DC120217	\$1,349,340.00	\$337,335.00	\$0.00	\$0.00	\$0.00	\$1,012,005.00	\$1,012,005.00	\$0.00
				PINELLAS COUNTY Subtotal:					\$41,237,201.00	\$16,278,926.54	\$21,340,391.99	\$21,263,271.37
EN Subtotal:					\$41,237,201.00	\$16,278,926.54	\$21,340,391.99	\$21,263,271.37	\$179,603.70	\$3,617,882.47	\$3,695,003.09	\$0.00
PI	EN	PINELLAS COUNTY	FL	M96DC120217	\$688,764.45	\$0.00	\$688,764.45	\$688,764.45	\$0.00	\$0.00	\$0.00	\$0.00
				M97DC120217	\$896,465.80	\$0.00	\$896,465.80	\$896,465.80	\$0.00	\$0.00	\$0.00	\$0.00
				M98DC120217	\$457,827.49	\$0.00	\$457,827.49	\$457,827.49	\$0.00	\$0.00	\$0.00	\$0.00
				M99DC120217	\$406,417.60	\$0.00	\$406,417.60	\$406,417.60	\$0.00	\$0.00	\$0.00	\$0.00
				M00DC120217	\$626,651.23	\$0.00	\$626,651.23	\$626,651.23	\$0.00	\$0.00	\$0.00	\$0.00
				M01DC120217	\$780,931.00	\$0.00	\$780,931.00	\$780,931.00	\$0.00	\$0.00	\$0.00	\$0.00
				M02DC120217	\$921,228.20	\$0.00	\$921,228.20	\$921,228.20	\$0.00	\$0.00	\$0.00	\$0.00
				M03DC120217	\$1,369,830.64	\$0.00	\$1,369,830.64	\$1,369,830.64	\$0.00	\$0.00	\$0.00	\$0.00
				M04DC120217	\$1,368,346.08	\$0.00	\$1,368,346.08	\$1,368,346.08	\$0.00	\$0.00	\$0.00	\$0.00
				M05DC120217	\$1,800,683.17	\$0.00	\$1,800,683.17	\$1,800,683.17	\$0.00	\$0.00	\$0.00	\$0.00
				M06DC120217	\$1,667,798.22	\$0.00	\$1,667,798.22	\$1,667,798.22	\$0.00	\$0.00	\$0.00	\$0.00
				M07DC120217	\$618,495.91	\$0.00	\$618,495.91	\$618,495.91	\$0.00	\$0.00	\$0.00	\$0.00
				M08DC120217	\$446,951.56	\$0.00	\$446,951.56	\$446,951.56	\$0.00	\$0.00	\$0.00	\$0.00
				M09DC120217	\$650,602.59	\$0.00	\$650,602.59	\$650,602.59	\$0.00	\$0.00	\$0.00	\$0.00
				M10DC120217	\$646,805.12	\$0.00	\$646,805.12	\$646,805.12	\$0.00	\$0.00	\$0.00	\$0.00
				M11DC120217	\$778,526.94	\$0.00	\$778,526.94	\$778,526.94	\$0.00	\$0.00	\$0.00	\$0.00
				M12DC120217	\$768,159.26	\$75,877.87	\$692,281.39	\$692,281.39	\$0.00	\$0.00	\$0.00	\$0.00
				M13DC120217	\$879,801.41	\$87,980.14	\$791,821.27	\$791,821.27	\$0.00	\$0.00	\$0.00	\$0.00
				M14DC120217	\$711,261.52	\$64,484.65	\$646,776.87	\$646,776.87	\$0.00	\$0.00	\$0.00	\$0.00
				M15DC120217	\$1,006,904.95	\$95,870.79	\$911,034.16	\$911,034.16	\$0.00	\$0.00	\$0.00	\$0.00
M16DC120217	\$1,279,552.30	\$127,955.23	\$1,151,597.07	\$1,151,597.07	\$0.00	\$0.00	\$0.00	\$0.00				
M17DC120217	\$834,166.77	\$83,416.68	\$750,750.09	\$750,750.09	\$34,630.38	\$0.00	\$0.00	\$0.00				
PINELLAS COUNTY Subtotal:					\$19,606,172.21	\$535,585.36	\$19,070,586.85	\$19,070,586.85	\$34,630.38	\$0.00	\$0.00	\$0.00
PI Subtotal:					\$19,606,172.21	\$535,585.36	\$19,070,586.85	\$19,070,586.85	\$34,630.38	\$0.00	\$0.00	\$0.00
PA	EN	PINELLAS COUNTY	FL	M12DC120217	\$75,877.87	\$0.00	\$75,877.87	\$75,877.87	\$0.00	\$0.00	\$0.00	\$0.00
				M13DC120217	\$87,980.14	\$0.00	\$87,980.14	\$87,980.14	\$0.00	\$0.00	\$0.00	\$0.00

U.S. DEPARTMENT OF HOUSING AND URBAN
DEVELOPMENT
OFFICE OF COMMUNITY PLANNING AND DEVELOPMENT
PR01 - HUD Grants and Program Income

DATE: 12/10/2018
TIME: 4:20:34 PM
PAGE: 4/4

IDIS

Program	Fund Type	Grantee Name	Grantee State Code	Grant Number	Authorized Amount	Suballocated Amount	Amount Committed to Activities	Net Drawn Amount	FY YTD Net Draw Amount	Available to Commit	Available to Draw	Recapture Amount
HOME	PA	PINELLAS COUNTY	FL	M14DC120217	\$64,484.65	\$0.00	\$64,484.65	\$64,484.65	\$0.00	\$0.00	\$0.00	\$0.00
				M15DC120217	\$95,870.79	\$0.00	\$95,870.79	\$95,870.79	\$0.00	\$0.00	\$0.00	\$0.00
				M16DC120217	\$127,955.23	\$0.00	\$127,955.23	\$127,955.23	\$0.00	\$0.00	\$0.00	\$0.00
				M17DC120217	\$83,416.68	\$0.00	\$83,416.68	\$83,416.68	\$3,847.82	\$0.00	\$0.00	\$0.00
				PINELLAS COUNTY Subtotal:	\$535,585.36	\$0.00	\$535,585.36	\$535,585.36	\$3,847.82	\$0.00	\$0.00	\$0.00
		PA Subtotal:	\$535,585.36	\$0.00	\$535,585.36	\$535,585.36	\$3,847.82	\$0.00	\$0.00	\$0.00		
	IU	PINELLAS COUNTY	FL	M17DC120217	\$60,869.92	\$0.00	\$0.00	\$0.00	\$0.00	\$60,869.92	\$60,869.92	\$0.00
				PINELLAS COUNTY Subtotal:	\$60,869.92	\$0.00	\$0.00	\$0.00	\$0.00	\$60,869.92	\$60,869.92	\$0.00
		IU Subtotal:	\$60,869.92	\$0.00	\$0.00	\$0.00	\$0.00	\$60,869.92	\$60,869.92	\$0.00		
	HP	PINELLAS COUNTY	FL	M15DC120217	\$39,500.00	\$0.00	\$39,500.00	\$39,500.00	\$0.00	\$0.00	\$0.00	\$0.00
				M16DC120217	\$15,000.00	\$0.00	\$15,000.00	\$15,000.00	\$0.00	\$0.00	\$0.00	
				M17DC120217	\$29,700.00	\$0.00	\$29,700.00	\$29,700.00	\$0.00	\$0.00	\$0.00	
				PINELLAS COUNTY Subtotal:	\$84,200.00	\$0.00	\$84,200.00	\$84,200.00	\$0.00	\$0.00	\$0.00	
	HP Subtotal:	\$84,200.00	\$0.00	\$84,200.00	\$84,200.00	\$0.00	\$0.00	\$0.00				
HPRP	EN	PINELLAS COUNTY	FL	S09UY120018	\$1,237,464.00	\$0.00	\$1,237,464.00	\$1,237,464.00	\$0.00	\$0.00	\$0.00	
				PINELLAS COUNTY Subtotal:	\$1,237,464.00	\$0.00	\$1,237,464.00	\$1,237,464.00	\$0.00	\$0.00	\$0.00	
				EN Subtotal:	\$1,237,464.00	\$0.00	\$1,237,464.00	\$1,237,464.00	\$0.00	\$0.00	\$0.00	
GRANTEE				\$168,294,625.61	\$17,232,840.66	\$145,002,294.16	\$144,409,922.26	\$514,313.40	\$6,059,490.79	\$6,651,862.69	\$0.00	

U.S. Department of Housing and Urban Development
 Office of Community Planning and Development
 Integrated Disbursement and Information System
 List of Activities By Program Year And Project
 PINELLAS COUNTY,FL

REPORT FOR CPD PROGRAM ALL
 PGM YR 2017

Plan Year	IDIS Project	Project	IDIS Activity ID	Activity Name	Activity Status	Program	Funded Amount	Draw Amount	Balance
2017	1	Target Area Improvement Program (SL-3)	2603	NRSA/Target Area Pre-Development 17/18	Completed	CDBG	\$39,965.76	\$39,965.76	\$0.00
			2606	Target Area Improvement Program Activity Delivery 17/18	Completed	CDBG	\$20,458.12	\$20,458.12	\$0.00
			2609	Lealman Code Enforcement 17/18	Completed	CDBG	\$55,000.00	\$55,000.00	\$0.00
			2610	Dunbar Relocation: LANFC Acquisition/Relocation 17/18	Completed	CDBG	\$3,360.00	\$3,360.00	\$0.00
			2620	Omni Center Operations 17/18	Completed	CDBG	\$235,000.00	\$235,000.00	\$0.00
			Project Total				\$353,783.88	\$353,783.88	\$0.00
	2	Public Facility Improvement Program (SL-1)	2611	McLean Relocation: Kimberly Home Acquisition/Relocation 17/18	Completed	CDBG	\$1,386.00	\$1,386.00	\$0.00
			2612	Pease Relocation: Kimberly Home Acquisition/Relocation 17/18	Completed	CDBG	\$3,480.00	\$3,480.00	\$0.00
			2629	Lighthouse Pinellas Rehab 17-18	Completed	CDBG	\$29,060.00	\$29,060.00	\$0.00
			2631	PERC Facility Rehabilitation 17/18	Completed	CDBG	\$50,000.00	\$50,000.00	\$0.00
				Project Total				\$83,926.00	\$83,926.00
	3	Public Infrastructure Program (SL-3)	2607	Public Infrastructure Activity Delivery 17/18	Completed	CDBG	\$11,968.48	\$11,968.48	\$0.00
			2608	Public Facility Activity Delivery 17/18	Completed	CDBG	\$25,471.43	\$25,471.43	\$0.00
			2632	Gulfport - Tangerine Greenway 17/18	Open	CDBG	\$300,000.00	\$67,020.00	\$232,980.00
			2635	Clearance & Demolition 17/18 - 003821A	Completed	CDBG	\$5,942.26	\$5,942.26	\$0.00
			2636	Pinellas Park Orchid Lake Infrastructure 17/18	Open	CDBG	\$100,000.00	\$9,913.83	\$90,086.17
		Project Total				\$443,382.17	\$120,316.00	\$323,066.17	
	4	Public Services Program (SL-1)	2613	Gulfcoast Legal Servcies Fair Housing Program Operations 17/18	Completed	CDBG	\$35,551.99	\$35,551.99	\$0.00
			2615	POC Chore Services Operations 17/18	Completed	CDBG	\$30,000.00	\$30,000.00	\$0.00
			2621	Directions for Living Operations 17/18	Completed	CDBG	\$44,157.14	\$44,157.14	\$0.00
2630			Police Athletic League Operations 17/18	Completed	CDBG	\$30,000.00	\$30,000.00	\$0.00	
			Project Total				\$139,709.13	\$139,709.13	\$0.00
5	Homeless and Homelessness Prevention Services Program (DH-2)	2597	ES17 Homelessness Prevention	Open	HESG	\$118,154.80	\$68,403.67	\$49,751.13	
		2598	ES17 Administration	Open	HESG	\$16,714.20	\$16,714.00	\$0.20	
		2599	Directions for Living Homeless Services Operations 17/18	Completed	HESG	\$80,772.22	\$80,772.22	\$0.00	
		2600	ES17 HMIS	Open	HESG	\$5,000.00	\$3,332.82	\$1,667.18	
	Project Total				\$220,641.22	\$169,222.71	\$51,418.51		
7	Housing Production Program (DH-1)	2634	The Ranch at Pinellas Park	Open	CDBG	\$400,000.00	\$400,000.00	\$0.00	
	Project Total				\$400,000.00	\$400,000.00	\$0.00		
8	Homeownership Promotion Program (DH-2)	2637	LDAL - #003837A	Completed	HOME	\$26,600.00	\$26,600.00	\$0.00	

U.S. Department of Housing and Urban Development
 Office of Community Planning and Development
 Integrated Disbursement and Information System
 List of Activities By Program Year And Project
 PINELLAS COUNTY,FL

Plan Year	IDIS Project	Project	IDIS Activity ID	Activity Name	Activity Status	Program	Funded Amount	Draw Amount	Balance
2017	8	Homeownership Promotion Program (DH-2)	2638	LSFR - 003838A	Completed	HOME	\$58,686.86	\$58,686.86	\$0.00
			2639	LDAL - #003839A	Completed	HOME	\$26,660.00	\$26,660.00	\$0.00
		Project Total					\$111,946.86	\$111,946.86	\$0.00
	9	Administration	2601	17/18 CDBG Administration	Completed	CDBG	\$543,799.50	\$543,799.50	\$0.00
			2602	HOME Administration 17/18	Completed	HOME	\$191,367.68	\$191,367.68	\$0.00
			Project Total				\$735,167.18	\$735,167.18	\$0.00
		Program Total				CDBG	\$1,964,600.68	\$1,641,534.51	\$323,066.17
						HESG	\$220,641.22	\$169,222.71	\$51,418.51
						HOME	\$303,314.54	\$303,314.54	\$0.00
		2017 Total					\$2,488,556.44	\$2,114,071.76	\$374,484.68
	Program Grand Total				CDBG	\$1,964,600.68	\$1,641,534.51	\$323,066.17	
					HESG	\$220,641.22	\$169,222.71	\$51,418.51	
					HOME	\$303,314.54	\$303,314.54	\$0.00	
	Grand Total					\$2,488,556.44	\$2,114,071.76	\$374,484.68	



U.S. Department of Housing and Urban Development
 Office of Community Planning and Development
 Integrated Disbursement and Information System
 CDBG Activity Summary Report (GPR) for Program Year 2017
 PINELLAS COUNTY

Date: 10-Dec-2018
 Time: 16:24
 Page: 1

PGM Year: 1994
Project: 0002 - CONVERTED CDBG ACTIVITIES
IDIS Activity: 2 - CDBG COMMITTED FUNDS ADJUSTMENT

Status: Open
Location: ,

Objective:
Outcome:
Matrix Code: Planning (20) **National Objective:**

Initial Funding Date: 01/01/0001

Description:

Financing

	Fund Type	Grant Year	Grant	Funded Amount	Drawn In Program Year	Drawn Thru Program Year
CDBG	EN	Pre-2015		\$19,249,921.49	\$0.00	\$0.00
		1989	B89UC120005		\$0.00	\$2,635,000.00
		1990	B90UC120005		\$0.00	\$2,515,000.00
		1991	B91UC120005		\$0.00	\$2,850,000.00
		1992	B92UC120005		\$0.00	\$3,058,000.00
		1993	B93UC120005		\$0.00	\$3,625,000.00
		1994	B94UC120005		\$0.00	\$3,860,000.00
		1995	B95UC120005		\$0.00	\$706,921.49
Total	Total			\$19,249,921.49	\$0.00	\$19,249,921.49

Proposed Accomplishments

Actual Accomplishments

Number assisted:

	Owner		Renter		Total		Person	
	Total	Hispanic	Total	Hispanic	Total	Hispanic	Total	Hispanic
White:					0	0		
Black/African American:					0	0		
Asian:					0	0		
American Indian/Alaskan Native:					0	0		
Native Hawaiian/Other Pacific Islander:					0	0		
American Indian/Alaskan Native & White:					0	0		
Asian White:					0	0		
Black/African American & White:					0	0		
American Indian/Alaskan Native & Black/African American:					0	0		
Other multi-racial:					0	0		
Asian/Pacific Islander:					0	0		



U.S. Department of Housing and Urban Development
 Office of Community Planning and Development
 Integrated Disbursement and Information System
 CDBG Activity Summary Report (GPR) for Program Year 2017
 PINELLAS COUNTY

Date: 10-Dec-2018

Time: 16:24

Page: 2

Hispanic:						0	0		
Total:						0	0	0	0

Female-headed Households: 0

Income Category:

	Owner	Renter	Total	Person
Extremely Low			0	
Low Mod			0	
Moderate			0	
Non Low Moderate			0	
Total	0	0	0	0
Percent Low/Mod				

Annual Accomplishments

No data returned for this view. This might be because the applied filter excludes all data.



U.S. Department of Housing and Urban Development
 Office of Community Planning and Development
 Integrated Disbursement and Information System
 CDBG Activity Summary Report (GPR) for Program Year 2017
 PINELLAS COUNTY

Date: 10-Dec-2018
 Time: 16:24
 Page: 3

PGM Year: 2013
Project: 0006 - Housing Preservation Program
IDIS Activity: 2485 - Sandpebble Apartments

Status: Completed 11/2/2017 12:00:00 AM
Location: 2700 52nd Ave N St Petersburg, FL 33714-2582

Objective: Provide decent affordable housing
Outcome: Sustainability
Matrix Code: Rehab; Multi-Unit Residential (14B) **National Objective:** LMH

Initial Funding Date: 03/03/2015

Description:
 Rehabilitation of multifamily residential rental housing.

Financing

	Fund Type	Grant Year	Grant	Funded Amount	Drawn In Program Year	Drawn Thru Program Year
CDBG	EN	Pre-2015		\$346,123.56	\$0.00	\$0.00
		2013	B13UC120005		\$0.00	\$237,571.28
		2014	B14UC120005		\$0.00	\$108,552.28
	PI			\$44,959.50	\$0.00	\$44,959.50
Total	Total			\$391,083.06	\$0.00	\$391,083.06


Proposed Accomplishments

Housing Units : 10

Actual Accomplishments

Number assisted:

	Owner		Renter		Total		Person	
	Total	Hispanic	Total	Hispanic	Total	Hispanic	Total	Hispanic
White:	0	0	4	0	4	0	0	0
Black/African American:	0	0	10	0	10	0	0	0
Asian:	0	0	0	0	0	0	0	0
American Indian/Alaskan Native:	0	0	0	0	0	0	0	0
Native Hawaiian/Other Pacific Islander:	0	0	0	0	0	0	0	0
American Indian/Alaskan Native & White:	0	0	0	0	0	0	0	0
Asian White:	0	0	0	0	0	0	0	0
Black/African American & White:	0	0	0	0	0	0	0	0
American Indian/Alaskan Native & Black/African American:	0	0	0	0	0	0	0	0
Other multi-racial:	0	0	3	0	3	0	0	0
Asian/Pacific Islander:	0	0	0	0	0	0	0	0
Hispanic:	0	0	0	0	0	0	0	0



U.S. Department of Housing and Urban Development
 Office of Community Planning and Development
 Integrated Disbursement and Information System
 CDBG Activity Summary Report (GPR) for Program Year 2017
 PINELLAS COUNTY

Date: 10-Dec-2018

Time: 16:24

Page: 4

Total: 0 0 17 0 17 0 0 0

Female-headed Households: 0 0 0 0

Income Category:

	Owner	Renter	Total	Person
Extremely Low	0	3	3	0
Low Mod	0	14	14	0
Moderate	0	0	0	0
Non Low Moderate	0	0	0	0
Total	0	17	17	0
Percent Low/Mod		100.0%	100.0%	

Annual Accomplishments

Years	Accomplishment Narrative	# Benefiting
2014		



U.S. Department of Housing and Urban Development
 Office of Community Planning and Development
 Integrated Disbursement and Information System
 CDBG Activity Summary Report (GPR) for Program Year 2017
 PINELLAS COUNTY

Date: 10-Dec-2018
 Time: 16:24
 Page: 5

PGM Year: 2014
Project: 0001 - Target Area Improvement Program
IDIS Activity: 2516 - Central Lealman Joe's Creek Park 14-15-Design

Status: Completed 9/30/2018 12:00:00 AM
Location: Joe's Creek Park St. Petersburg, FL 33714

Objective: Create suitable living environments
Outcome: Sustainability
Matrix Code: Parks, Recreational Facilities (03F) **National Objective:** LMA

Initial Funding Date: 11/04/2015

Description:
 Funding for Joes Creek Park construction/design/site improvements.

Financing

	Fund Type	Grant Year	Grant	Funded Amount	Drawn In Program Year	Drawn Thru Program Year
CDBG	EN	Pre-2015		\$67,072.25	\$0.00	\$0.00
		2013	B13UC120005		\$0.00	\$56,933.88
		2014	B14UC120005		\$135.76	\$10,138.37
	PI			\$1,524.90	\$0.00	\$1,524.90
Total	Total			\$68,597.15	\$135.76	\$68,597.15

Proposed Accomplishments

Public Facilities : 4
 Total Population in Service Area: 8,280
 Census Tract Percent Low / Mod: 56.16

Annual Accomplishments

Years	Accomplishment Narrative	# Benefitting
2016		
2017	Construction/design/site work at Joe's Creek Park.	



U.S. Department of Housing and Urban Development
 Office of Community Planning and Development
 Integrated Disbursement and Information System
 CDBG Activity Summary Report (GPR) for Program Year 2017
 PINELLAS COUNTY

Date: 10-Dec-2018
 Time: 16:24
 Page: 6

PGM Year: 2015
Project: 0001 - Target Area Improvement Program (SL-3)
IDIS Activity: 2532 - Lealman and Asian Neighborhood Family Center Acquisition and Expansion

Status: Completed 9/30/2018 12:00:00 AM **Objective:** Create suitable living environments
Location: 4271 56th Ave N St Petersburg, FL 33714-1741 **Outcome:** Sustainability
Matrix Code: Acquisition of Real Property (01) **National Objective:** LMA

Initial Funding Date: 03/25/2016

Description:

Funding acquisition and rehabilitation for expansion of Lealman and Asian Neighborhood Family Center.

Financing

	Fund Type	Grant Year	Grant	Funded Amount	Drawn In Program Year	Drawn Thru Program Year
CDBG	EN	2015	B15UC120005	\$280,279.98	\$48,006.99	\$280,279.98
Total	Total			\$280,279.98	\$48,006.99	\$280,279.98

Proposed Accomplishments

People (General) : 1,790
 Total Population in Service Area: 8,280
 Census Tract Percent Low / Mod: 56.16

Annual Accomplishments

Years	Accomplishment Narrative	# Benefiting
2015	Facility rehabilitation including acquisition of an adjoining lot, demolition and removal of existing structure, site work and design/engineering/architectural plans for construction of a new structure and rehabilitation of existing structure on acquired lot. Project includes relocation.	
2016	Facility rehabilitation including acquisition of an adjoining lot, demolition and removal of existing structure, site work and design/engineering/architectural plans for construction of a new structure and rehabilitation of existing structure on acquired lot. Project includes relocation.	
2017	Facility rehabilitation including acquisition of an adjoining lot, demolition and removal of existing structure, site work and design/engineering/architectural plans for construction of a new structure and rehabilitation of existing structure on acquired lot. Project includes relocation.	



U.S. Department of Housing and Urban Development
 Office of Community Planning and Development
 Integrated Disbursement and Information System
 CDBG Activity Summary Report (GPR) for Program Year 2017
 PINELLAS COUNTY

Date: 10-Dec-2018
 Time: 16:24
 Page: 7

PGM Year: 2015
Project: 0002 - Public Facility Improvement Program (SL-1)
IDIS Activity: 2534 - Kimberly Home Acquisition

Status: Completed 10/25/2017 12:00:00 AM
Location: 110 N Missouri Ave Clearwater, FL 33755-4862
Objective: Create suitable living environments
Outcome: Availability/accessibility
Matrix Code: Acquisition of Real Property (01) **National Objective:** LMC

Initial Funding Date: 05/17/2016

Description:
 Acquisition of property for the expansion of the Kimberly Home campus.

Financing

	Fund Type	Grant Year	Grant	Funded Amount	Drawn In Program Year	Drawn Thru Program Year
CDBG	EN	2015	B15UC120005	\$133,233.34	\$0.00	\$133,233.34
Total	Total			\$133,233.34	\$0.00	\$133,233.34

Proposed Accomplishments

People (General) : 1,300

Actual Accomplishments

Number assisted:

	Owner		Renter		Total		Person	
	Total	Hispanic	Total	Hispanic	Total	Hispanic	Total	Hispanic
White:	0	0	0	0	0	0	818	364
Black/African American:	0	0	0	0	0	0	314	0
Asian:	0	0	0	0	0	0	10	0
American Indian/Alaskan Native:	0	0	0	0	0	0	0	0
Native Hawaiian/Other Pacific Islander:	0	0	0	0	0	0	0	0
American Indian/Alaskan Native & White:	0	0	0	0	0	0	0	0
Asian White:	0	0	0	0	0	0	0	0
Black/African American & White:	0	0	0	0	0	0	18	0
American Indian/Alaskan Native & Black/African American:	0	0	0	0	0	0	0	0
Other multi-racial:	0	0	0	0	0	0	50	3
Asian/Pacific Islander:	0	0	0	0	0	0	0	0
Hispanic:	0	0	0	0	0	0	0	0
Total:	0	0	0	0	0	0	1,210	367
Female-headed Households:	0		0		0			



U.S. Department of Housing and Urban Development
Office of Community Planning and Development
Integrated Disbursement and Information System
CDBG Activity Summary Report (GPR) for Program Year 2017
PINELLAS COUNTY

Date: 10-Dec-2018

Time: 16:24

Page: 8

Income Category:

	Owner	Renter	Total	Person
Extremely Low	0	0	0	883
Low Mod	0	0	0	242
Moderate	0	0	0	61
Non Low Moderate	0	0	0	24
Total	0	0	0	1,210
Percent Low/Mod				98.0%

Annual Accomplishments

Years	Accomplishment Narrative	# Benefitting
2015	Acquisition of land and demolition of an existing structure, including relocation expenses, in order to facilitate accessibility and security at Kimberly Home's complex allowing for future improvements to substandard parking conditions and providing access to homeless, transitional housing, and daycare services.	
2016	Acquisition of land and demolition of an existing structure, including relocation expenses, in order to facilitate accessibility and security at Kimberly Home's complex allowing for future improvements to substandard parking conditions and providing access to homeless, transitional housing, and daycare services.	



U.S. Department of Housing and Urban Development
 Office of Community Planning and Development
 Integrated Disbursement and Information System
 CDBG Activity Summary Report (GPR) for Program Year 2017
 PINELLAS COUNTY

Date: 10-Dec-2018
 Time: 16:24
 Page: 9

PGM Year: 2016
Project: 0001 - Target Area Improvement Program (SL-3)
IDIS Activity: 2560 - Pine Street Sidewalk Improvements

Status: Open
Location: Dansville NRSA Pine Street Largo, FL 33774

Objective: Create suitable living environments
Outcome: Sustainability
Matrix Code: Sidewalks (03L)

National Objective: LMA

Initial Funding Date: 12/29/2016

Description:

Designconstruction of a sidewalk on the east side of Pine Street from 134th Avenue to Wilcox Road in the Dansville NRSA.

Financing

	Fund Type	Grant Year	Grant	Funded Amount	Drawn In Program Year	Drawn Thru Program Year
CDBG	EN	Pre-2015		\$99,550.00	\$0.00	\$0.00
		2014	B14UC120005		\$16,948.47	\$61,066.91
Total	Total			\$99,550.00	\$16,948.47	\$61,066.91

Proposed Accomplishments

People (General) : 4,190
 Total Population in Service Area: 4,190
 Census Tract Percent Low / Mod: 53.46

Annual Accomplishments

No data returned for this view. This might be because the applied filter excludes all data.



U.S. Department of Housing and Urban Development
 Office of Community Planning and Development
 Integrated Disbursement and Information System
 CDBG Activity Summary Report (GPR) for Program Year 2017
 PINELLAS COUNTY

Date: 10-Dec-2018
 Time: 16:24
 Page: 10

PGM Year: 2016
Project: 0002 - Public Facility Improvement Program (SL-1)
IDIS Activity: 2583 - Catholic Charities Christopher Annex Rehab

Status: Completed 8/21/2018 12:00:00 AM
Location: Address Suppressed

Objective: Create suitable living environments
Outcome: Sustainability
Matrix Code: Facilities for AIDS Patients (not operating costs) (03S)

National Objective: LMC

Initial Funding Date: 08/31/2017

Description:

Funding for rehabilitation at Catholic Charities' Christopher Annex.

Financing

	Fund Type	Grant Year	Grant	Funded Amount	Drawn In Program Year	Drawn Thru Program Year
CDBG	EN	2016	B16UC120005	\$143,965.68	\$107,269.85	\$143,965.68
Total	Total			\$143,965.68	\$107,269.85	\$143,965.68

Proposed Accomplishments

Public Facilities : 1

Actual Accomplishments

Number assisted:

	Owner		Renter		Total		Person	
	Total	Hispanic	Total	Hispanic	Total	Hispanic	Total	Hispanic
White:	0	0	0	0	0	0		0
Black/African American:	0	0	0	0	0	0	7	0
Asian:	0	0	0	0	0	0	0	0
American Indian/Alaskan Native:	0	0	0	0	0	0	0	0
Native Hawaiian/Other Pacific Islander:	0	0	0	0	0	0	0	0
American Indian/Alaskan Native & White:	0	0	0	0	0	0	0	0
Asian White:	0	0	0	0	0	0	0	0
Black/African American & White:	0	0	0	0	0	0	0	0
American Indian/Alaskan Native & Black/African American:	0	0	0	0	0	0	0	0
Other multi-racial:	0	0	0	0	0	0	0	0
Asian/Pacific Islander:	0	0	0	0	0	0	0	0
Hispanic:	0	0	0	0	0	0	0	0
Total:	0	0	0	0	0	0	7	0
Female-headed Households:	0		0		0			



U.S. Department of Housing and Urban Development
Office of Community Planning and Development
Integrated Disbursement and Information System
CDBG Activity Summary Report (GPR) for Program Year 2017
PINELLAS COUNTY

Date: 10-Dec-2018

Time: 16:24

Page: 11

Income Category:

	Owner	Renter	Total	Person
Extremely Low	0	0	0	0
Low Mod	0	0	0	7
Moderate	0	0	0	0
Non Low Moderate	0	0	0	0
Total	0	0	0	7
Percent Low/Mod				100.0%

Annual Accomplishments

Years	Accomplishment Narrative	# Benefiting
2016	Funding to Catholic Charities for improvements to Christopher House Annex for housing those with HIV/AIDS	



U.S. Department of Housing and Urban Development
 Office of Community Planning and Development
 Integrated Disbursement and Information System
 CDBG Activity Summary Report (GPR) for Program Year 2017
 PINELLAS COUNTY

Date: 10-Dec-2018
 Time: 16:24
 Page: 12

PGM Year: 2016
Project: 0003 - Public Infrastructure Program (SL-3)
IDIS Activity: 2584 - Clearance/Demo 16/17 - #1 - Garner

Status: Completed 5/11/2018 12:00:00 AM
Location: 1310 22nd Ter SW Largo, FL 33778-1256

Objective: Create suitable living environments
Outcome: Sustainability
Matrix Code: Clearance and Demolition (04)

National Objective: SBS

Initial Funding Date: 08/31/2017

Description:
 ClearanceDemo of slumblight in GRA.

Financing

	Fund Type	Grant Year	Grant	Funded Amount	Drawn In Program Year	Drawn Thru Program Year
CDBG	EN	Pre-2015		\$7,582.01	\$0.00	\$0.00
		2014	B14UC120005		\$7,357.01	\$7,582.01
Total	Total			\$7,582.01	\$7,357.01	\$7,582.01

Proposed Accomplishments

Housing Units : 1

Annual Accomplishments

Years	Accomplishment Narrative	# Benefiting
2017	Demolition of deteriorated structure to remove slum/blight.	



U.S. Department of Housing and Urban Development
 Office of Community Planning and Development
 Integrated Disbursement and Information System
 CDBG Activity Summary Report (GPR) for Program Year 2017
 PINELLAS COUNTY

Date: 10-Dec-2018
 Time: 16:24
 Page: 13

PGM Year: 2016
Project: 0002 - Public Facility Improvement Program (SL-1)
IDIS Activity: 2590 - PARC Curry Villa Facility Rehabilitation

Status: Completed 10/3/2017 12:00:00 AM
Location: 6525 58th Ave N St Petersburg, FL 33709-1640

Objective: Create suitable living environments
Outcome: Availability/accessibility
Matrix Code: Facility for Persons with Disabilities (03B) **National Objective:** LMC

Initial Funding Date: 10/02/2017

Description:
 Provide funding for facility rehabilitation.

Financing

	Fund Type	Grant Year	Grant	Funded Amount	Drawn In Program Year	Drawn Thru Program Year
CDBG	EN	2016	B16UC120005	\$34,481.00	\$0.00	\$34,481.00
Total	Total			\$34,481.00	\$0.00	\$34,481.00

Proposed Accomplishments

Public Facilities : 1

Actual Accomplishments

Number assisted:

	Owner		Renter		Total		Person	
	Total	Hispanic	Total	Hispanic	Total	Hispanic	Total	Hispanic
White:	0	0	0	0	0	0	14	1
Black/African American:	0	0	0	0	0	0	1	0
Asian:	0	0	0	0	0	0	0	0
American Indian/Alaskan Native:	0	0	0	0	0	0	0	0
Native Hawaiian/Other Pacific Islander:	0	0	0	0	0	0	0	0
American Indian/Alaskan Native & White:	0	0	0	0	0	0	0	0
Asian White:	0	0	0	0	0	0	0	0
Black/African American & White:	0	0	0	0	0	0	0	0
American Indian/Alaskan Native & Black/African American:	0	0	0	0	0	0	0	0
Other multi-racial:	0	0	0	0	0	0	0	0
Asian/Pacific Islander:	0	0	0	0	0	0	0	0
Hispanic:	0	0	0	0	0	0	0	0
Total:	0	0	0	0	0	0	15	1
Female-headed Households:	0		0		0			



U.S. Department of Housing and Urban Development
Office of Community Planning and Development
Integrated Disbursement and Information System
CDBG Activity Summary Report (GPR) for Program Year 2017
PINELLAS COUNTY

Date: 10-Dec-2018

Time: 16:24

Page: 14

Income Category:

	Owner	Renter	Total	Person
Extremely Low	0	0	0	15
Low Mod	0	0	0	0
Moderate	0	0	0	0
Non Low Moderate	0	0	0	0
Total	0	0	0	15
Percent Low/Mod				100.0%

Annual Accomplishments

Years	Accomplishment Narrative	# Benefitting
2016	Rehabilitation at Curry Villa Group Home including replacing existing flooring and cove base with new flooring, cove base and moldings	



U.S. Department of Housing and Urban Development
 Office of Community Planning and Development
 Integrated Disbursement and Information System
 CDBG Activity Summary Report (GPR) for Program Year 2017
 PINELLAS COUNTY

Date: 10-Dec-2018
 Time: 16:24
 Page: 15

PGM Year: 2016
Project: 0002 - Public Facility Improvement Program (SL-1)
IDIS Activity: 2591 - PARC Burkett Villa Facility Rehabilitation

Status: Completed 10/3/2017 12:00:00 AM
Location: 5353 31st St N St Petersburg, FL 33714-2402
Objective: Create suitable living environments
Outcome: Availability/accessibility
Matrix Code: Facility for Persons with Disabilities (03B) **National Objective:** LMC

Initial Funding Date: 10/02/2017

Description:
 Provide funding for facility rehabilitation.

Financing

	Fund Type	Grant Year	Grant	Funded Amount	Drawn In Program Year	Drawn Thru Program Year
CDBG	EN	2016	B16UC120005	\$12,370.00	\$0.00	\$12,370.00
Total	Total			\$12,370.00	\$0.00	\$12,370.00

Proposed Accomplishments

Public Facilities : 1

Actual Accomplishments

Number assisted:

	Owner		Renter		Total		Person	
	Total	Hispanic	Total	Hispanic	Total	Hispanic	Total	Hispanic
White:	0	0	0	0	0	0	12	0
Black/African American:	0	0	0	0	0	0	2	0
Asian:	0	0	0	0	0	0	0	0
American Indian/Alaskan Native:	0	0	0	0	0	0	0	0
Native Hawaiian/Other Pacific Islander:	0	0	0	0	0	0	0	0
American Indian/Alaskan Native & White:	0	0	0	0	0	0	0	0
Asian White:	0	0	0	0	0	0	0	0
Black/African American & White:	0	0	0	0	0	0	0	0
American Indian/Alaskan Native & Black/African American:	0	0	0	0	0	0	0	0
Other multi-racial:	0	0	0	0	0	0	0	0
Asian/Pacific Islander:	0	0	0	0	0	0	0	0
Hispanic:	0	0	0	0	0	0	0	0
Total:	0	0	0	0	0	0	14	0
Female-headed Households:	0		0		0			



U.S. Department of Housing and Urban Development
Office of Community Planning and Development
Integrated Disbursement and Information System
CDBG Activity Summary Report (GPR) for Program Year 2017
PINELLAS COUNTY

Date: 10-Dec-2018

Time: 16:24

Page: 16

Income Category:

	Owner	Renter	Total	Person
Extremely Low	0	0	0	14
Low Mod	0	0	0	0
Moderate	0	0	0	0
Non Low Moderate	0	0	0	0
Total	0	0	0	14
Percent Low/Mod				100.0%

Annual Accomplishments

Years	Accomplishment Narrative	# Benefitting
2016	Rehabilitation of Burkett Villa Group Home including replacing existing flooring and cove base with new flooring, cove base and moldings, painting building exterior, and sealing and striping parking lot.	



U.S. Department of Housing and Urban Development
 Office of Community Planning and Development
 Integrated Disbursement and Information System
 CDBG Activity Summary Report (GPR) for Program Year 2017
 PINELLAS COUNTY

Date: 10-Dec-2018
 Time: 16:24
 Page: 17

PGM Year: 2016
Project: 0002 - Public Facility Improvement Program (SL-1)
IDIS Activity: 2592 - WestCare GulfCoast-Florida Facility Rehabilitation

Status: Completed 10/4/2017 12:00:00 AM
Location: 1735 Dr Martin Luther King Jr St S St Petersburg, FL 33705-2404
Objective: Create suitable living environments
Outcome: Availability/accessibility
Matrix Code: Other Public Improvements Not Listed
National Objective: LMC in 03A-03S (03Z)

Initial Funding Date: 10/03/2017

Description:
 Provide funding for facility rehabilitation.

Financing

	Fund Type	Grant Year	Grant	Funded Amount	Drawn In Program Year	Drawn Thru Program Year
CDBG	EN	2016	B16UC120005	\$24,885.30	\$0.00	\$24,885.30
Total	Total			\$24,885.30	\$0.00	\$24,885.30

Proposed Accomplishments

People (General) : 110

Actual Accomplishments

Number assisted:

	Owner		Renter		Total		Person	
	Total	Hispanic	Total	Hispanic	Total	Hispanic	Total	Hispanic
White:	0	0	0	0	0	0	153	2
Black/African American:	0	0	0	0	0	0	10	0
Asian:	0	0	0	0	0	0	0	0
American Indian/Alaskan Native:	0	0	0	0	0	0	0	0
Native Hawaiian/Other Pacific Islander:	0	0	0	0	0	0	0	0
American Indian/Alaskan Native & White:	0	0	0	0	0	0	0	0
Asian White:	0	0	0	0	0	0	0	0
Black/African American & White:	0	0	0	0	0	0	2	0
American Indian/Alaskan Native & Black/African American:	0	0	0	0	0	0	0	0
Other multi-racial:	0	0	0	0	0	0	3	3
Asian/Pacific Islander:	0	0	0	0	0	0	0	0
Hispanic:	0	0	0	0	0	0	0	0
Total:	0	0	0	0	0	0	168	5
Female-headed Households:	0		0		0			



U.S. Department of Housing and Urban Development
Office of Community Planning and Development
Integrated Disbursement and Information System
CDBG Activity Summary Report (GPR) for Program Year 2017
PINELLAS COUNTY

Date: 10-Dec-2018

Time: 16:24

Page: 18

Income Category:

	Owner	Renter	Total	Person
Extremely Low	0	0	0	168
Low Mod	0	0	0	0
Moderate	0	0	0	0
Non Low Moderate	0	0	0	0
Total	0	0	0	168
Percent Low/Mod				100.0%

Annual Accomplishments

Years	Accomplishment Narrative	# Benefiting
2016	Installation of 22 PTAC units at Westcare's Davis Bradley Community Involvement Center.	



U.S. Department of Housing and Urban Development
 Office of Community Planning and Development
 Integrated Disbursement and Information System
 CDBG Activity Summary Report (GPR) for Program Year 2017
 PINELLAS COUNTY

Date: 10-Dec-2018
 Time: 16:24
 Page: 19

PGM Year: 2016
Project: 0003 - Public Infrastructure Program (SL-3)
IDIS Activity: 2593 - City of Gulfport Shore Blvd Streetscape Project Phase 2

Status: Completed 11/2/2017 12:00:00 AM
Location: Gulfport CRA Gulfport, FL 33707
Objective: Create suitable living environments
Outcome: Sustainability
Matrix Code: Street Improvements (03K) **National Objective:** SBA

Initial Funding Date: 11/01/2017

Description:
 Funding for infrastructure improvements in City of Gulfport CRA.

Financing

	Fund Type	Grant Year	Grant	Funded Amount	Drawn In Program Year	Drawn Thru Program Year
CDBG	EN	2016	B16UC120005	\$300,000.00	\$0.00	\$300,000.00
Total	Total			\$300,000.00	\$0.00	\$300,000.00

Proposed Accomplishments

People (General) : 1,296

Annual Accomplishments

Years	Accomplishment Narrative	# Benefitting
2016	Pavement improvements, boardwalk, landscaping and hardscape project completed. Phase II-Shore Blvd.-City of Gulfport	



U.S. Department of Housing and Urban Development
 Office of Community Planning and Development
 Integrated Disbursement and Information System
 CDBG Activity Summary Report (GPR) for Program Year 2017
 PINELLAS COUNTY

Date: 10-Dec-2018
 Time: 16:24
 Page: 20

PGM Year: 2016
Project: 0002 - Public Facility Improvement Program (SL-1)
IDIS Activity: 2594 - HEP Baty Villas Study/Rehab

Status: Completed 10/27/2017 12:00:00 AM
Location: 1260 Engman St Clearwater, FL 33755-3353
Objective: Create suitable living environments
Outcome: Availability/accessibility
Matrix Code: Homeless Facilities (not operating costs) (03C) **National Objective:** LMC

Initial Funding Date: 10/26/2017

Description:
 Funding for engineering studyconstruction plans and rehab to address water intrusion and safety repairs.

Financing

	Fund Type	Grant Year	Grant	Funded Amount	Drawn In Program Year	Drawn Thru Program Year
CDBG	EN	2016	B16UC120005	\$50,370.00	\$0.00	\$50,370.00
Total	Total			\$50,370.00	\$0.00	\$50,370.00

Proposed Accomplishments

Public Facilities : 1

Actual Accomplishments

Number assisted:

	Owner		Renter		Total		Person	
	Total	Hispanic	Total	Hispanic	Total	Hispanic	Total	Hispanic
White:	0	0	0	0	0	0	21	0
Black/African American:	0	0	0	0	0	0	18	0
Asian:	0	0	0	0	0	0	1	0
American Indian/Alaskan Native:	0	0	0	0	0	0	0	0
Native Hawaiian/Other Pacific Islander:	0	0	0	0	0	0	0	0
American Indian/Alaskan Native & White:	0	0	0	0	0	0	0	0
Asian White:	0	0	0	0	0	0	0	0
Black/African American & White:	0	0	0	0	0	0	5	0
American Indian/Alaskan Native & Black/African American:	0	0	0	0	0	0	0	0
Other multi-racial:	0	0	0	0	0	0	9	3
Asian/Pacific Islander:	0	0	0	0	0	0	0	0
Hispanic:	0	0	0	0	0	0	0	0
Total:	0	0	0	0	0	0	54	3
Female-headed Households:	0		0		0			



U.S. Department of Housing and Urban Development
Office of Community Planning and Development
Integrated Disbursement and Information System
CDBG Activity Summary Report (GPR) for Program Year 2017
PINELLAS COUNTY

Date: 10-Dec-2018

Time: 16:24

Page: 21

Income Category:

	Owner	Renter	Total	Person
Extremely Low	0	0	0	17
Low Mod	0	0	0	25
Moderate	0	0	0	9
Non Low Moderate	0	0	0	3
Total	0	0	0	54
Percent Low/Mod				94.4%

Annual Accomplishments

Years	Accomplishment Narrative	# Benefitting
2016	preparation of structural and engineering studies and construction documents to address water intrusion and safety issues and construction of identified improvements, including roof replacement	



U.S. Department of Housing and Urban Development
 Office of Community Planning and Development
 Integrated Disbursement and Information System
 CDBG Activity Summary Report (GPR) for Program Year 2017
 PINELLAS COUNTY

Date: 10-Dec-2018
 Time: 16:24
 Page: 22

PGM Year: 2014
Project: 0004 - Public Infrastructure Program
IDIS Activity: 2595 - Clearance/Demo #003523A

Status: Completed 4/30/2018 12:00:00 AM
Location: 4355 56th Ave N St Petersburg, FL 33714-1618

Objective: Create suitable living environments
Outcome: Sustainability
Matrix Code: Clearance and Demolition (04) **National Objective:** SBS

Initial Funding Date: 10/26/2017

Description:
 Demolitionclearance of a substandard site.

Financing

	Fund Type	Grant Year	Grant	Funded Amount	Drawn In Program Year	Drawn Thru Program Year
CDBG	EN	Pre-2015		\$4,666.51	\$0.00	\$0.00
		2014	B14UC120005		\$4,441.51	\$4,666.51
Total	Total			\$4,666.51	\$4,441.51	\$4,666.51

Proposed Accomplishments

Housing Units : 1

Annual Accomplishments

Years	Accomplishment Narrative	# Benefiting
2016		
2017	Demolished/clearance of 1 single family dilapidated home to eliminate slum/blight.	



U.S. Department of Housing and Urban Development
 Office of Community Planning and Development
 Integrated Disbursement and Information System
 CDBG Activity Summary Report (GPR) for Program Year 2017
 PINELLAS COUNTY

Date: 10-Dec-2018
 Time: 16:24
 Page: 23

PGM Year: 2016
Project: 0001 - Target Area Improvement Program (SL-3)
IDIS Activity: 2596 - TSHA/LCHC Cops n Kids Facility Rehabilitation

Status: Completed 9/30/2018 12:00:00 AM
Location: 560 E Harrison St Tarpon Springs, FL 34689-4527

Objective: Create suitable living environments

Outcome: Sustainability

Matrix Code: Neighborhood Facilities (03E)

National Objective: LMA

Initial Funding Date: 11/07/2017

Description:

Engineering/architectural designs for future rehabilitation activities at the Cops N Kids facility in Tarpon Springs Target Area.

Financing

	Fund Type	Grant Year	Grant	Funded Amount	Drawn In Program Year	Drawn Thru Program Year
CDBG	EN	2016	B16UC120005	\$12,775.15	\$12,775.15	\$12,775.15
Total	Total			\$12,775.15	\$12,775.15	\$12,775.15

Proposed Accomplishments

Public Facilities : 1

Total Population in Service Area: 3,195

Census Tract Percent Low / Mod: 70.11

Annual Accomplishments

Years	Accomplishment Narrative	# Benefiting
2017	Engineering/architectural designs for future rehabilitation activity at CopsNKids facility.	



U.S. Department of Housing and Urban Development
 Office of Community Planning and Development
 Integrated Disbursement and Information System
 CDBG Activity Summary Report (GPR) for Program Year 2017
 PINELLAS COUNTY

Date: 10-Dec-2018
 Time: 16:24
 Page: 24

PGM Year: 2017
Project: 0009 - Administration
IDIS Activity: 2601 - 17/18 CDBG Administration

Status: Completed 9/30/2018 12:00:00 AM
Location: ,

Objective:
Outcome:
Matrix Code: General Program Administration (21A) **National Objective:**

Initial Funding Date: 01/26/2018

Description:
 General program planning costs related to the administration of the CDBG Grant.

Financing

	Fund Type	Grant Year	Grant	Funded Amount	Drawn In Program Year	Drawn Thru Program Year
CDBG	EN	2017	B17UC120005	\$497,973.20	\$497,973.20	\$497,973.20
	PI			\$45,826.30	\$45,826.30	\$45,826.30
Total	Total			\$543,799.50	\$543,799.50	\$543,799.50

Proposed Accomplishments

Actual Accomplishments

Number assisted:

	Owner		Renter		Total		Person	
	Total	Hispanic	Total	Hispanic	Total	Hispanic	Total	Hispanic
White:					0	0		
Black/African American:					0	0		
Asian:					0	0		
American Indian/Alaskan Native:					0	0		
Native Hawaiian/Other Pacific Islander:					0	0		
American Indian/Alaskan Native & White:					0	0		
Asian White:					0	0		
Black/African American & White:					0	0		
American Indian/Alaskan Native & Black/African American:					0	0		
Other multi-racial:					0	0		
Asian/Pacific Islander:					0	0		
Hispanic:					0	0		
Total:	0	0	0	0	0	0	0	0
Female-headed Households:					0			



U.S. Department of Housing and Urban Development
Office of Community Planning and Development
Integrated Disbursement and Information System
CDBG Activity Summary Report (GPR) for Program Year 2017
PINELLAS COUNTY

Date: 10-Dec-2018

Time: 16:24

Page: 25

Income Category:

	Owner	Renter	Total	Person
Extremely Low			0	
Low Mod			0	
Moderate			0	
Non Low Moderate			0	
Total	0	0	0	0
Percent Low/Mod				

Annual Accomplishments

No data returned for this view. This might be because the applied filter excludes all data.



U.S. Department of Housing and Urban Development
 Office of Community Planning and Development
 Integrated Disbursement and Information System
 CDBG Activity Summary Report (GPR) for Program Year 2017
 PINELLAS COUNTY

Date: 10-Dec-2018
 Time: 16:24
 Page: 26

PGM Year: 2017
Project: 0001 - Target Area Improvement Program (SL-3)
IDIS Activity: 2603 - NRSA/Target Area Pre-Development 17/18

Status: Completed 9/30/2018 12:00:00 AM
Location: Dansville NRSA Largo, FL 33774

Objective: Create suitable living environments
Outcome: Sustainability
Matrix Code: Other Public Improvements Not Listed in 03A-03S (03Z) **National Objective:** LMA

Initial Funding Date: 01/24/2018

Description:
 Predevelopment activities of County-owned lots.

Financing

	Fund Type	Grant Year	Grant	Funded Amount	Drawn In Program Year	Drawn Thru Program Year
CDBG	EN	2017	B17UC120005	\$27,167.18	\$27,167.18	\$27,167.18
	PI			\$12,798.58	\$12,798.58	\$12,798.58
Total	Total			\$39,965.76	\$39,965.76	\$39,965.76

Proposed Accomplishments

People (General) : 4,190
 Total Population in Service Area: 4,190
 Census Tract Percent Low / Mod: 53.46

Annual Accomplishments

Years	Accomplishment Narrative	# Benefiting
2017	Target area maintenance/property expenses/predevelopment site work.	



U.S. Department of Housing and Urban Development
 Office of Community Planning and Development
 Integrated Disbursement and Information System
 CDBG Activity Summary Report (GPR) for Program Year 2017
 PINELLAS COUNTY

Date: 10-Dec-2018
 Time: 16:24
 Page: 27

PGM Year: 2012
Project: 0007 - Facilitate construction of single- and multifamily affordable housing units.
IDIS Activity: 2604 - Habitat Oak Street 4 Lots

Status: Completed 2/21/2018 12:00:00 AM
Location: 1446 Oak St Largo, FL 33778-1227
Objective: Provide decent affordable housing
Outcome: Affordability
Matrix Code: Acquisition of Real Property (01) **National Objective:** LMH

Initial Funding Date: 01/18/2018

Description:
 Acquisition of 4 lots for the future construction of single family homes.

Financing

	Fund Type	Grant Year	Grant	Funded Amount	Drawn In Program Year	Drawn Thru Program Year
CDBG	EN	Pre-2015		\$65,000.00	\$0.00	\$0.00
		2014	B14UC120005		\$65,000.00	\$65,000.00
Total	Total			\$65,000.00	\$65,000.00	\$65,000.00

Proposed Accomplishments

Housing Units : 4

Actual Accomplishments

Number assisted:

	Owner		Renter		Total		Person	
	Total	Hispanic	Total	Hispanic	Total	Hispanic	Total	Hispanic
White:	3	2	0	0	3	2	0	0
Black/African American:	1	0	0	0	1	0	0	0
Asian:	0	0	0	0	0	0	0	0
American Indian/Alaskan Native:	0	0	0	0	0	0	0	0
Native Hawaiian/Other Pacific Islander:	0	0	0	0	0	0	0	0
American Indian/Alaskan Native & White:	0	0	0	0	0	0	0	0
Asian White:	0	0	0	0	0	0	0	0
Black/African American & White:	0	0	0	0	0	0	0	0
American Indian/Alaskan Native & Black/African American:	0	0	0	0	0	0	0	0
Other multi-racial:	0	0	0	0	0	0	0	0
Asian/Pacific Islander:	0	0	0	0	0	0	0	0
Hispanic:	0	0	0	0	0	0	0	0
Total:	4	2	0	0	4	2	0	0

Female-headed Households: 2



U.S. Department of Housing and Urban Development
Office of Community Planning and Development
Integrated Disbursement and Information System
CDBG Activity Summary Report (GPR) for Program Year 2017
PINELLAS COUNTY

Date: 10-Dec-2018

Time: 16:24

Page: 28

Income Category:

	Owner	Renter	Total	Person
Extremely Low	0	0	0	0
Low Mod	4	0	4	0
Moderate	0	0	0	0
Non Low Moderate	0	0	0	0
Total	4	0	4	0
Percent Low/Mod	100.0%		100.0%	

Annual Accomplishments

Years	Accomplishment Narrative	# Benefitting
2017	Acquisition of real property for the future construction of 4 new residential affordable housing units through Habitat for Humanity.	



U.S. Department of Housing and Urban Development
 Office of Community Planning and Development
 Integrated Disbursement and Information System
 CDBG Activity Summary Report (GPR) for Program Year 2017
 PINELLAS COUNTY

Date: 10-Dec-2018
 Time: 16:24
 Page: 29

PGM Year: 2012
Project: 0007 - Facilitate construction of single- and multifamily affordable housing units.
IDIS Activity: 2605 - Habitat Oak Street 2 Lots

Status: Completed 2/21/2018 12:00:00 AM
Location: 1425 and 1431 Oak St Largo, FL 33778-1232
Objective: Provide decent affordable housing
Outcome: Affordability
Matrix Code: Acquisition of Real Property (01) **National Objective:** LMH

Initial Funding Date: 01/18/2018

Description:
 Acquisition of real property for future home construction.

Financing

	Fund Type	Grant Year	Grant	Funded Amount	Drawn In Program Year	Drawn Thru Program Year
CDBG	EN	Pre-2015		\$25,000.00	\$0.00	\$0.00
		2014	B14UC120005		\$25,000.00	\$25,000.00
Total	Total			\$25,000.00	\$25,000.00	\$25,000.00

Proposed Accomplishments

Housing Units : 2

Actual Accomplishments

Number assisted:

	Owner		Renter		Total		Person	
	Total	Hispanic	Total	Hispanic	Total	Hispanic	Total	Hispanic
White:	0	0	0	0	0	0		0
Black/African American:	2	0	0	0	2	0	0	0
Asian:	0	0	0	0	0	0	0	0
American Indian/Alaskan Native:	0	0	0	0	0	0	0	0
Native Hawaiian/Other Pacific Islander:	0	0	0	0	0	0	0	0
American Indian/Alaskan Native & White:	0	0	0	0	0	0	0	0
Asian White:	0	0	0	0	0	0	0	0
Black/African American & White:	0	0	0	0	0	0	0	0
American Indian/Alaskan Native & Black/African American:	0	0	0	0	0	0	0	0
Other multi-racial:	0	0	0	0	0	0	0	0
Asian/Pacific Islander:	0	0	0	0	0	0	0	0
Hispanic:	0	0	0	0	0	0	0	0
Total:	2	0	0	0	2	0	0	0

Female-headed Households:

1	0	1
---	---	---



U.S. Department of Housing and Urban Development
Office of Community Planning and Development
Integrated Disbursement and Information System
CDBG Activity Summary Report (GPR) for Program Year 2017
PINELLAS COUNTY

Date: 10-Dec-2018

Time: 16:24

Page: 30

Income Category:

	Owner	Renter	Total	Person
Extremely Low	0	0	0	0
Low Mod	2	0	2	0
Moderate	0	0	0	0
Non Low Moderate	0	0	0	0
Total	2	0	2	0
Percent Low/Mod	100.0%		100.0%	

Annual Accomplishments

Years	Accomplishment Narrative	# Benefitting
2017	Funding for acquisition of real property for the future construction of 2 new residential housing units.	



U.S. Department of Housing and Urban Development
 Office of Community Planning and Development
 Integrated Disbursement and Information System
 CDBG Activity Summary Report (GPR) for Program Year 2017
 PINELLAS COUNTY

Date: 10-Dec-2018
 Time: 16:24
 Page: 31

PGM Year: 2017
Project: 0001 - Target Area Improvement Program (SL-3)
IDIS Activity: 2606 - Target Area Improvement Program Activity Delivery 17/18

Status: Completed 9/30/2018 12:00:00 AM
Location: Target Areas/NRSAs Clearwater, FL 33755
Objective: Create suitable living environments
Outcome: Sustainability
Matrix Code: Other Public Improvements Not Listed in 03A-03S (03Z)
National Objective: LMA

Initial Funding Date: 01/24/2018

Description:

Activity delivery costs for administering the Target Area Improvement Program activities.

Financing

	Fund Type	Grant Year	Grant	Funded Amount	Drawn In Program Year	Drawn Thru Program Year
CDBG	EN	Pre-2015		\$20,458.12	\$0.00	\$0.00
		2014	B14UC120005		\$20,458.12	\$20,458.12
Total	Total			\$20,458.12	\$20,458.12	\$20,458.12

Proposed Accomplishments

Total Population in Service Area: 4,190
 Census Tract Percent Low / Mod: 53.46

Annual Accomplishments

No data returned for this view. This might be because the applied filter excludes all data.



U.S. Department of Housing and Urban Development
 Office of Community Planning and Development
 Integrated Disbursement and Information System
 CDBG Activity Summary Report (GPR) for Program Year 2017
 PINELLAS COUNTY

Date: 10-Dec-2018
 Time: 16:24
 Page: 32

PGM Year: 2017
Project: 0003 - Public Infrastructure Program (SL-3)
IDIS Activity: 2607 - Public Infrastructure Activity Delivery 17/18

Status: Completed 9/30/2018 12:00:00 AM
Location: CRAs Clearwater, FL 33756

Objective: Provide decent affordable housing
Outcome: Affordability
Matrix Code: Other Public Improvements Not Listed in 03A-03S (03Z) **National Objective:** SBA

Initial Funding Date: 01/24/2018

Description:
 Activity delivery costs for administering public infrastructure activities.

Financing

	Fund Type	Grant Year	Grant	Funded Amount	Drawn In Program Year	Drawn Thru Program Year
CDBG	EN	Pre-2015		\$11,968.48	\$0.00	\$0.00
		2014	B14UC120005		\$11,968.48	\$11,968.48
Total	Total			\$11,968.48	\$11,968.48	\$11,968.48

Proposed Accomplishments

Annual Accomplishments

No data returned for this view. This might be because the applied filter excludes all data.



U.S. Department of Housing and Urban Development
 Office of Community Planning and Development
 Integrated Disbursement and Information System
 CDBG Activity Summary Report (GPR) for Program Year 2017
 PINELLAS COUNTY

Date: 10-Dec-2018
 Time: 16:24
 Page: 33

PGM Year: 2017
Project: 0003 - Public Infrastructure Program (SL-3)
IDIS Activity: 2608 - Public Facility Activity Delivery 17/18

Status: Completed 9/30/2018 12:00:00 AM
Location: Countywide Clearwater, FL 33756

Objective: Create suitable living environments
Outcome: Availability/accessibility
Matrix Code: Other Public Improvements Not Listed
 in 03A-03S (03Z) **National Objective:** LMC

Initial Funding Date: 01/24/2018

Description:

Activity delivery costs for administering public facility improvement activities.

Financing

	Fund Type	Grant Year	Grant	Funded Amount	Drawn In Program Year	Drawn Thru Program Year
CDBG	EN	Pre-2015		\$25,471.43	\$0.00	\$0.00
		2014	B14UC120005		\$25,471.43	\$25,471.43
Total	Total			\$25,471.43	\$25,471.43	\$25,471.43

Proposed Accomplishments

Actual Accomplishments

Number assisted:

	Owner		Renter		Total		Person	
	Total	Hispanic	Total	Hispanic	Total	Hispanic	Total	Hispanic
White:	0	0	0	0	0	0	0	0
Black/African American:	0	0	0	0	0	0	0	0
Asian:	0	0	0	0	0	0	0	0
American Indian/Alaskan Native:	0	0	0	0	0	0	0	0
Native Hawaiian/Other Pacific Islander:	0	0	0	0	0	0	0	0
American Indian/Alaskan Native & White:	0	0	0	0	0	0	0	0
Asian White:	0	0	0	0	0	0	0	0
Black/African American & White:	0	0	0	0	0	0	0	0
American Indian/Alaskan Native & Black/African American:	0	0	0	0	0	0	0	0
Other multi-racial:	0	0	0	0	0	0	0	0
Asian/Pacific Islander:	0	0	0	0	0	0	0	0
Hispanic:	0	0	0	0	0	0	0	0
Total:	0	0	0	0	0	0	0	0
Female-headed Households:	0		0		0			



U.S. Department of Housing and Urban Development
Office of Community Planning and Development
Integrated Disbursement and Information System
CDBG Activity Summary Report (GPR) for Program Year 2017
PINELLAS COUNTY

Date: 10-Dec-2018

Time: 16:24

Page: 34

Income Category:

	Owner	Renter	Total	Person
Extremely Low	0	0	0	0
Low Mod	0	0	0	0
Moderate	0	0	0	0
Non Low Moderate	0	0	0	0
Total	0	0	0	0
Percent Low/Mod				

Annual Accomplishments

No data returned for this view. This might be because the applied filter excludes all data.



U.S. Department of Housing and Urban Development
 Office of Community Planning and Development
 Integrated Disbursement and Information System
 CDBG Activity Summary Report (GPR) for Program Year 2017
 PINELLAS COUNTY

Date: 10-Dec-2018
 Time: 16:24
 Page: 35

PGM Year: 2017
Project: 0001 - Target Area Improvement Program (SL-3)
IDIS Activity: 2609 - Lealman Code Enforcement 17/18

Status: Completed 9/30/2018 12:00:00 AM
Location: Central and East Lealman St. Petersburg, FL 33714
Objective: Create suitable living environments
Outcome: Sustainability
Matrix Code: Code Enforcement (15) **National Objective:** LMA

Initial Funding Date: 01/24/2018

Description:
 Code enforcement in deteriorated or deteriorating neighborhood target areas to arrest the decline of the neighborhoods.

Financing


	Fund Type	Grant Year	Grant	Funded Amount	Drawn In Program Year	Drawn Thru Program Year
CDBG	EN	2015	B15UC120005	\$18,443.00	\$18,443.00	\$18,443.00
		2017	B17UC120005	\$36,557.00	\$36,557.00	\$36,557.00
Total	Total			\$55,000.00	\$55,000.00	\$55,000.00

Proposed Accomplishments

People (General) : 1,500
 Total Population in Service Area: 17,890
 Census Tract Percent Low / Mod: 62.35

Annual Accomplishments

Years	Accomplishment Narrative	# Benefiting
2017		



U.S. Department of Housing and Urban Development
 Office of Community Planning and Development
 Integrated Disbursement and Information System
 CDBG Activity Summary Report (GPR) for Program Year 2017
 PINELLAS COUNTY

Date: 10-Dec-2018
 Time: 16:24
 Page: 36

PGM Year: 2017
Project: 0001 - Target Area Improvement Program (SL-3)
IDIS Activity: 2610 - Dunbar Relocation: LANFC Acquisition/Relocation 17/18

Status: Completed 9/30/2018 12:00:00 AM **Objective:** Create suitable living environments
Location: 3201 Boca Ciega Dr N St Petersburg, FL 33710-2225 **Outcome:** Availability/accessibility
Matrix Code: Relocation (08) **National Objective:** LMC

Initial Funding Date: 01/24/2018

Description:

Relocation triggered by acquisition of property for the Lealman and Asian Neighborhood Family Center Acquisition activity HUD ID 2534

Financing

	Fund Type	Grant Year	Grant	Funded Amount	Drawn In Program Year	Drawn Thru Program Year
CDBG	EN	2016	B16UC120005	\$3,360.00	\$3,360.00	\$3,360.00
Total	Total			\$3,360.00	\$3,360.00	\$3,360.00

Proposed Accomplishments

Households (General) : 1

Actual Accomplishments

Number assisted:

	Owner		Renter		Total		Person	
	Total	Hispanic	Total	Hispanic	Total	Hispanic	Total	Hispanic
White:	1	0	0	0	1	0	0	0
Black/African American:	0	0	0	0	0	0	0	0
Asian:	0	0	0	0	0	0	0	0
American Indian/Alaskan Native:	0	0	0	0	0	0	0	0
Native Hawaiian/Other Pacific Islander:	0	0	0	0	0	0	0	0
American Indian/Alaskan Native & White:	0	0	0	0	0	0	0	0
Asian White:	0	0	0	0	0	0	0	0
Black/African American & White:	0	0	0	0	0	0	0	0
American Indian/Alaskan Native & Black/African American:	0	0	0	0	0	0	0	0
Other multi-racial:	0	0	0	0	0	0	0	0
Asian/Pacific Islander:	0	0	0	0	0	0	0	0
Hispanic:	0	0	0	0	0	0	0	0
Total:	1	0	0	0	1	0	0	0
Female-headed Households:	0		0		0			



U.S. Department of Housing and Urban Development
Office of Community Planning and Development
Integrated Disbursement and Information System
CDBG Activity Summary Report (GPR) for Program Year 2017
PINELLAS COUNTY

Date: 10-Dec-2018

Time: 16:24

Page: 37

Income Category:

	Owner	Renter	Total	Person
Extremely Low	0	0	0	0
Low Mod	0	0	0	0
Moderate	1	0	1	0
Non Low Moderate	0	0	0	0
Total	1	0	1	0
Percent Low/Mod	100.0%		100.0%	

Annual Accomplishments

Years	Accomplishment Narrative	# Benefiting
2017	Relocation assistance caused by CDBG funded public facility project.	



U.S. Department of Housing and Urban Development
 Office of Community Planning and Development
 Integrated Disbursement and Information System
 CDBG Activity Summary Report (GPR) for Program Year 2017
 PINELLAS COUNTY

Date: 10-Dec-2018
 Time: 16:24
 Page: 38

PGM Year: 2017
Project: 0002 - Public Facility Improvement Program (SL-1)
IDIS Activity: 2611 - McLean Relocation: Kimberly Home Acquisition/Relocation 17/18

Status: Completed 9/30/2018 12:00:00 AM **Objective:** Create suitable living environments
Location: 15629 Waverly St Clearwater, FL 33760-2845 **Outcome:** Availability/accessibility
Matrix Code: Relocation (08) **National Objective:** LMC

Initial Funding Date: 01/24/2018

Description:
 Relocation triggered by acquisition of property for Kimberly Home Acquisition activity HUD ID 2534

Financing

	Fund Type	Grant Year	Grant	Funded Amount	Drawn In Program Year	Drawn Thru Program Year
CDBG	EN	2016	B16UC120005	\$1,386.00	\$1,386.00	\$1,386.00
Total	Total			\$1,386.00	\$1,386.00	\$1,386.00

Proposed Accomplishments

Households (General) : 1

Actual Accomplishments

Number assisted:

	Owner		Renter		Total		Person	
	Total	Hispanic	Total	Hispanic	Total	Hispanic	Total	Hispanic
White:	0	0	0	0	0	0		0
Black/African American:	1	0	0	0	1	0	0	0
Asian:	0	0	0	0	0	0	0	0
American Indian/Alaskan Native:	0	0	0	0	0	0	0	0
Native Hawaiian/Other Pacific Islander:	0	0	0	0	0	0	0	0
American Indian/Alaskan Native & White:	0	0	0	0	0	0	0	0
Asian White:	0	0	0	0	0	0	0	0
Black/African American & White:	0	0	0	0	0	0	0	0
American Indian/Alaskan Native & Black/African American:	0	0	0	0	0	0	0	0
Other multi-racial:	0	0	0	0	0	0	0	0
Asian/Pacific Islander:	0	0	0	0	0	0	0	0
Hispanic:	0	0	0	0	0	0	0	0
Total:	1	0	0	0	1	0	0	0
Female-headed Households:	0		0		0			



U.S. Department of Housing and Urban Development
Office of Community Planning and Development
Integrated Disbursement and Information System
CDBG Activity Summary Report (GPR) for Program Year 2017
PINELLAS COUNTY

Date: 10-Dec-2018

Time: 16:24

Page: 39

Income Category:

	Owner	Renter	Total	Person
Extremely Low	0	0	0	0
Low Mod	0	0	0	0
Moderate	1	0	1	0
Non Low Moderate	0	0	0	0
Total	1	0	1	0
Percent Low/Mod	100.0%		100.0%	

Annual Accomplishments

Years	Accomplishment Narrative	# Benefiting
2017	Relocation assistance caused by CDBG funded public facility project.	



U.S. Department of Housing and Urban Development
Office of Community Planning and Development
Integrated Disbursement and Information System
CDBG Activity Summary Report (GPR) for Program Year 2017
PINELLAS COUNTY

Date: 10-Dec-2018

Time: 16:24

Page: 41

Income Category:

	Owner	Renter	Total	Person
Extremely Low	1	0	1	0
Low Mod	0	0	0	0
Moderate	0	0	0	0
Non Low Moderate	0	0	0	0
Total	1	0	1	0
Percent Low/Mod	100.0%		100.0%	

Annual Accomplishments

Years	Accomplishment Narrative	# Benefiting
2017	Relocation assistance caused by CDBG funded public facility project.	



U.S. Department of Housing and Urban Development
 Office of Community Planning and Development
 Integrated Disbursement and Information System
 CDBG Activity Summary Report (GPR) for Program Year 2017
 PINELLAS COUNTY

Date: 10-Dec-2018
 Time: 16:24
 Page: 42

PGM Year: 2017
Project: 0004 - Public Services Program (SL-1)
IDIS Activity: 2613 - Gulfcoast Legal Servcies Fair Housing Program Operations 17/18

Status: Completed 9/30/2018 12:00:00 AM
Location: Urban County Clearwater, FL 33756
Objective: Create suitable living environments
Outcome: Availability/accessibility
Matrix Code: Fair Housing Activities (if CDBG, then subject to 15% cap) (05J)
National Objective: LMC

Initial Funding Date: 01/24/2018

Description:

Operating expenses and partial salaries of an attorney and paralegal related to the Fair Housing Program.

Financing

	Fund Type	Grant Year	Grant	Funded Amount	Drawn In Program Year	Drawn Thru Program Year
CDBG	EN	2017	B17UC120005	\$35,551.99	\$35,551.99	\$35,551.99
Total	Total			\$35,551.99	\$35,551.99	\$35,551.99

Proposed Accomplishments

People (General) : 80

Actual Accomplishments

Number assisted:

	Owner		Renter		Total		Person	
	Total	Hispanic	Total	Hispanic	Total	Hispanic	Total	Hispanic
White:	0	0	0	0	0	0	25	3
Black/African American:	0	0	0	0	0	0	5	0
Asian:	0	0	0	0	0	0	0	0
American Indian/Alaskan Native:	0	0	0	0	0	0	0	0
Native Hawaiian/Other Pacific Islander:	0	0	0	0	0	0	0	0
American Indian/Alaskan Native & White:	0	0	0	0	0	0	0	0
Asian White:	0	0	0	0	0	0	0	0
Black/African American & White:	0	0	0	0	0	0	0	0
American Indian/Alaskan Native & Black/African American:	0	0	0	0	0	0	0	0
Other multi-racial:	0	0	0	0	0	0	3	0
Asian/Pacific Islander:	0	0	0	0	0	0	0	0
Hispanic:	0	0	0	0	0	0	0	0
Total:	0	0	0	0	0	0	33	3
Female-headed Households:	0		0		0			



U.S. Department of Housing and Urban Development
Office of Community Planning and Development
Integrated Disbursement and Information System
CDBG Activity Summary Report (GPR) for Program Year 2017
PINELLAS COUNTY

Date: 10-Dec-2018

Time: 16:24

Page: 43

Income Category:

	Owner	Renter	Total	Person
Extremely Low	0	0	0	20
Low Mod	0	0	0	9
Moderate	0	0	0	4
Non Low Moderate	0	0	0	0
Total	0	0	0	33
Percent Low/Mod				100.0%

Annual Accomplishments

Years	Accomplishment Narrative	# Benefiting
2017	Funding of salaries for legal assistance with fair housing issues.	



U.S. Department of Housing and Urban Development
 Office of Community Planning and Development
 Integrated Disbursement and Information System
 CDBG Activity Summary Report (GPR) for Program Year 2017
 PINELLAS COUNTY

Date: 10-Dec-2018
 Time: 16:24
 Page: 44

PGM Year: 2016
Project: 0009 - Administration
IDIS Activity: 2614 - Directions for Living Facility Rehab 17/18

Status: Completed 9/30/2018 12:00:00 AM
Location: 8823 115th Ave Largo, FL 33773-4922
Objective: Create suitable living environments
Outcome: Availability/accessibility
Matrix Code: Health Facilities (03P) **National Objective:** LMC

Initial Funding Date: 04/26/2018

Description:
 Energy efficiency improvements at Directions for Living facility.

Financing

	Fund Type	Grant Year	Grant	Funded Amount	Drawn In Program Year	Drawn Thru Program Year
CDBG	EN	2017	B17UC120005	\$141,665.34	\$141,665.34	\$141,665.34
Total	Total			\$141,665.34	\$141,665.34	\$141,665.34

Proposed Accomplishments

Public Facilities : 1

Actual Accomplishments

Number assisted:

	Owner		Renter		Total		Person	
	Total	Hispanic	Total	Hispanic	Total	Hispanic	Total	Hispanic
White:	0	0	0	0	0	0	1,218	171
Black/African American:	0	0	0	0	0	0	443	22
Asian:	0	0	0	0	0	0	13	2
American Indian/Alaskan Native:	0	0	0	0	0	0	7	0
Native Hawaiian/Other Pacific Islander:	0	0	0	0	0	0	6	4
American Indian/Alaskan Native & White:	0	0	0	0	0	0	0	0
Asian White:	0	0	0	0	0	0	0	0
Black/African American & White:	0	0	0	0	0	0	0	0
American Indian/Alaskan Native & Black/African American:	0	0	0	0	0	0	0	0
Other multi-racial:	0	0	0	0	0	0	248	91
Asian/Pacific Islander:	0	0	0	0	0	0	0	0
Hispanic:	0	0	0	0	0	0	0	0
Total:	0	0	0	0	0	0	1,935	290
Female-headed Households:	0		0		0			



U.S. Department of Housing and Urban Development
Office of Community Planning and Development
Integrated Disbursement and Information System
CDBG Activity Summary Report (GPR) for Program Year 2017
PINELLAS COUNTY

Date: 10-Dec-2018

Time: 16:24

Page: 45

Income Category:

	Owner	Renter	Total	Person
Extremely Low	0	0	0	1,444
Low Mod	0	0	0	227
Moderate	0	0	0	188
Non Low Moderate	0	0	0	76
Total	0	0	0	1,935
Percent Low/Mod				96.1%

Annual Accomplishments

Years	Accomplishment Narrative	# Benefiting
2017	Installation of a roof top solar photovoltaic system at the Largo Children and Families Center.	



U.S. Department of Housing and Urban Development
 Office of Community Planning and Development
 Integrated Disbursement and Information System
 CDBG Activity Summary Report (GPR) for Program Year 2017
 PINELLAS COUNTY

Date: 10-Dec-2018
 Time: 16:24
 Page: 46

PGM Year: 2017
Project: 0004 - Public Services Program (SL-1)
IDIS Activity: 2615 - POC Chore Services Operations 17/18

Status: Completed 9/30/2018 12:00:00 AM **Objective:** Create suitable living environments
Location: Countywide Clearwater, FL 33763-1633 **Outcome:** Availability/accessibility
Matrix Code: Senior Services (05A) **National Objective:** LMC

Initial Funding Date: 03/02/2018

Description:
 Funding for Chore Services proving heavy household cleaning for the elderly.

Financing

	Fund Type	Grant Year	Grant	Funded Amount	Drawn In Program Year	Drawn Thru Program Year
CDBG	EN	2017	B17UC120005	\$30,000.00	\$30,000.00	\$30,000.00
Total	Total			\$30,000.00	\$30,000.00	\$30,000.00

Proposed Accomplishments

People (General) : 68

Actual Accomplishments

Number assisted:

	Owner		Renter		Total		Person	
	Total	Hispanic	Total	Hispanic	Total	Hispanic	Total	Hispanic
White:	0	0	0	0	0	0	68	3
Black/African American:	0	0	0	0	0	0	4	0
Asian:	0	0	0	0	0	0	0	0
American Indian/Alaskan Native:	0	0	0	0	0	0	0	0
Native Hawaiian/Other Pacific Islander:	0	0	0	0	0	0	0	0
American Indian/Alaskan Native & White:	0	0	0	0	0	0	0	0
Asian White:	0	0	0	0	0	0	0	0
Black/African American & White:	0	0	0	0	0	0	0	0
American Indian/Alaskan Native & Black/African American:	0	0	0	0	0	0	0	0
Other multi-racial:	0	0	0	0	0	0	1	0
Asian/Pacific Islander:	0	0	0	0	0	0	0	0
Hispanic:	0	0	0	0	0	0	0	0
Total:	0	0	0	0	0	0	73	3
Female-headed Households:	0		0		0			



U.S. Department of Housing and Urban Development
Office of Community Planning and Development
Integrated Disbursement and Information System
CDBG Activity Summary Report (GPR) for Program Year 2017
PINELLAS COUNTY

Date: 10-Dec-2018

Time: 16:24

Page: 47

Income Category:

	Owner	Renter	Total	Person
Extremely Low	0	0	0	36
Low Mod	0	0	0	24
Moderate	0	0	0	9
Non Low Moderate	0	0	0	4
Total	0	0	0	73
Percent Low/Mod				94.5%

Annual Accomplishments

Years	Accomplishment Narrative	# Benefiting
2017	Provide heavy household cleaning for the elderly	



U.S. Department of Housing and Urban Development
 Office of Community Planning and Development
 Integrated Disbursement and Information System
 CDBG Activity Summary Report (GPR) for Program Year 2017
 PINELLAS COUNTY

Date: 10-Dec-2018
 Time: 16:24
 Page: 48

PGM Year: 2016
Project: 0007 - Housing Production Program (DH-1)
IDIS Activity: 2619 - Habitat Palm Avenue Lot Acquisition

Status: Open
Location: 2350 palm avenue largo, FL 33778
Objective: Provide decent affordable housing
Outcome: Affordability
Matrix Code: Acquisition of Real Property (01) **National Objective:** LMH

Initial Funding Date: 05/11/2018

Description:

Funding for acquisition of parcel for the future construction of single family housing unit.

Financing

	Fund Type	Grant Year	Grant	Funded Amount	Drawn In Program Year	Drawn Thru Program Year
CDBG	EN	2016	B16UC120005	\$38,000.00	\$38,000.00	\$38,000.00
Total	Total			\$38,000.00	\$38,000.00	\$38,000.00

Proposed Accomplishments

Housing Units : 1

Actual Accomplishments

Number assisted:

	Owner		Renter		Total		Person	
	Total	Hispanic	Total	Hispanic	Total	Hispanic	Total	Hispanic
White:	0	0	0	0	0	0		0
Black/African American:	0	0	0	0	0	0	0	0
Asian:	0	0	0	0	0	0	0	0
American Indian/Alaskan Native:	0	0	0	0	0	0	0	0
Native Hawaiian/Other Pacific Islander:	0	0	0	0	0	0	0	0
American Indian/Alaskan Native & White:	0	0	0	0	0	0	0	0
Asian White:	0	0	0	0	0	0	0	0
Black/African American & White:	0	0	0	0	0	0	0	0
American Indian/Alaskan Native & Black/African American:	0	0	0	0	0	0	0	0
Other multi-racial:	0	0	0	0	0	0	0	0
Asian/Pacific Islander:	0	0	0	0	0	0	0	0
Hispanic:	0	0	0	0	0	0	0	0
Total:	0	0	0	0	0	0	0	0
Female-headed Households:	0		0		0			



U.S. Department of Housing and Urban Development
Office of Community Planning and Development
Integrated Disbursement and Information System
CDBG Activity Summary Report (GPR) for Program Year 2017
PINELLAS COUNTY

Date: 10-Dec-2018

Time: 16:24

Page: 49

Income Category:

	Owner	Renter	Total	Person
Extremely Low	0	0	0	0
Low Mod	0	0	0	0
Moderate	0	0	0	0
Non Low Moderate	0	0	0	0
Total	0	0	0	0
Percent Low/Mod				

Annual Accomplishments

Years	Accomplishment Narrative	# Benefiting
2017	Funding for acquisition of parcel for the construction of single family housing unit.	



U.S. Department of Housing and Urban Development
 Office of Community Planning and Development
 Integrated Disbursement and Information System
 CDBG Activity Summary Report (GPR) for Program Year 2017
 PINELLAS COUNTY

Date: 10-Dec-2018
 Time: 16:24
 Page: 50

PGM Year: 2017
Project: 0001 - Target Area Improvement Program (SL-3)
IDIS Activity: 2620 - Omni Center Operations 17/18

Status: Completed 9/30/2018 12:00:00 AM
Location: 1801 119th St Largo, FL 33778-1028

Objective: Create suitable living environments
Outcome: Availability/accessibility
Matrix Code: Other Public Services Not Listed in 05A-05Y, 03T (05Z)

National Objective: LMA

Initial Funding Date: 03/26/2018

Description:
 Operational support at the Greater Ridgecrest YMCA.

Financing

	Fund Type	Grant Year	Grant	Funded Amount	Drawn In Program Year	Drawn Thru Program Year
CDBG	EN	2017	B17UC120005	\$185,228.07	\$185,228.07	\$185,228.07
	PI			\$49,771.93	\$49,771.93	\$49,771.93
Total	Total			\$235,000.00	\$235,000.00	\$235,000.00

Proposed Accomplishments

People (General) : 4,935
 Total Population in Service Area: 4,935
 Census Tract Percent Low / Mod: 55.72

Annual Accomplishments

Years	Accomplishment Narrative	# Benefiting
2017		



U.S. Department of Housing and Urban Development
 Office of Community Planning and Development
 Integrated Disbursement and Information System
 CDBG Activity Summary Report (GPR) for Program Year 2017
 PINELLAS COUNTY

Date: 10-Dec-2018
 Time: 16:24
 Page: 51

PGM Year: 2017
Project: 0004 - Public Services Program (SL-1)
IDIS Activity: 2621 - Directions for Living Operations 17/18

Status: Completed 9/30/2018 12:00:00 AM
Location: countywide clearwater, FL 33763-1633
Objective: Create suitable living environments
Outcome: Availability/accessibility
Matrix Code: Other Public Services Not Listed in 05A-05Y, 03T (05Z)
National Objective: LMC

Initial Funding Date: 04/26/2018

Description:

Funding salaries and indirect costs for engagement and case management for Direction's homeless services program for families with children.

Financing

	Fund Type	Grant Year	Grant	Funded Amount	Drawn In Program Year	Drawn Thru Program Year
CDBG	EN	2017	B17UC120005	\$44,157.14	\$44,157.14	\$44,157.14
Total	Total			\$44,157.14	\$44,157.14	\$44,157.14

Proposed Accomplishments

People (General) : 100

Actual Accomplishments

Number assisted:

	Owner		Renter		Total		Person	
	Total	Hispanic	Total	Hispanic	Total	Hispanic	Total	Hispanic
White:	0	0	0	0	0	0	73	0
Black/African American:	0	0	0	0	0	0	56	11
Asian:	0	0	0	0	0	0	0	0
American Indian/Alaskan Native:	0	0	0	0	0	0	0	0
Native Hawaiian/Other Pacific Islander:	0	0	0	0	0	0	0	0
American Indian/Alaskan Native & White:	0	0	0	0	0	0	0	0
Asian White:	0	0	0	0	0	0	0	0
Black/African American & White:	0	0	0	0	0	0	0	0
American Indian/Alaskan Native & Black/African American:	0	0	0	0	0	0	0	0
Other multi-racial:	0	0	0	0	0	0	12	2
Asian/Pacific Islander:	0	0	0	0	0	0	0	0
Hispanic:	0	0	0	0	0	0	0	0
Total:	0	0	0	0	0	0	141	13
Female-headed Households:	0		0		0			



U.S. Department of Housing and Urban Development
Office of Community Planning and Development
Integrated Disbursement and Information System
CDBG Activity Summary Report (GPR) for Program Year 2017
PINELLAS COUNTY

Date: 10-Dec-2018

Time: 16:24

Page: 52

Income Category:

	Owner	Renter	Total	Person
Extremely Low	0	0	0	90
Low Mod	0	0	0	33
Moderate	0	0	0	10
Non Low Moderate	0	0	0	8
Total	0	0	0	141
Percent Low/Mod				94.3%

Annual Accomplishments

Years	Accomplishment Narrative	# Benefiting
2017	Funding for case management salaries for homeless families with children.	



U.S. Department of Housing and Urban Development
 Office of Community Planning and Development
 Integrated Disbursement and Information System
 CDBG Activity Summary Report (GPR) for Program Year 2017
 PINELLAS COUNTY

Date: 10-Dec-2018
 Time: 16:24
 Page: 53

PGM Year: 2016
Project: 0007 - Housing Production Program (DH-1)
IDIS Activity: 2622 - Habitat 119th Street Lot Acquisition

Status: Completed 9/30/2018 12:00:00 AM
Location: 2135 119th St Largo, FL 33778-1033
Objective: Provide decent affordable housing
Outcome: Affordability
Matrix Code: Acquisition of Real Property (01) **National Objective:** LMH

Initial Funding Date: 05/11/2018

Description:
 Acquisition of lot for the future construction of single family homes.

Financing

	Fund Type	Grant Year	Grant	Funded Amount	Drawn In Program Year	Drawn Thru Program Year
CDBG	EN	2016	B16UC120005	\$23,000.00	\$23,000.00	\$23,000.00
Total	Total			\$23,000.00	\$23,000.00	\$23,000.00

Proposed Accomplishments

Housing Units : 1

Actual Accomplishments

Number assisted:

	Owner		Renter		Total		Person	
	Total	Hispanic	Total	Hispanic	Total	Hispanic	Total	Hispanic
White:	0	0	0	0	0	0		0
Black/African American:	1	0	0	0	1	0	0	0
Asian:	0	0	0	0	0	0	0	0
American Indian/Alaskan Native:	0	0	0	0	0	0	0	0
Native Hawaiian/Other Pacific Islander:	0	0	0	0	0	0	0	0
American Indian/Alaskan Native & White:	0	0	0	0	0	0	0	0
Asian White:	0	0	0	0	0	0	0	0
Black/African American & White:	0	0	0	0	0	0	0	0
American Indian/Alaskan Native & Black/African American:	0	0	0	0	0	0	0	0
Other multi-racial:	0	0	0	0	0	0	0	0
Asian/Pacific Islander:	0	0	0	0	0	0	0	0
Hispanic:	0	0	0	0	0	0	0	0
Total:	1	0	0	0	1	0	0	0
Female-headed Households:	1		0		1			



U.S. Department of Housing and Urban Development
Office of Community Planning and Development
Integrated Disbursement and Information System
CDBG Activity Summary Report (GPR) for Program Year 2017
PINELLAS COUNTY

Date: 10-Dec-2018

Time: 16:24

Page: 54

Income Category:

	Owner	Renter	Total	Person
Extremely Low	0	0	0	0
Low Mod	0	0	0	0
Moderate	1	0	1	0
Non Low Moderate	0	0	0	0
Total	1	0	1	0
Percent Low/Mod	100.0%		100.0%	

Annual Accomplishments

Years	Accomplishment Narrative	# Benefitting
2017	Acquisition of a parcel for the construction of a single family affordable housing unit. Single family home constructed with other funding.	



U.S. Department of Housing and Urban Development
 Office of Community Planning and Development
 Integrated Disbursement and Information System
 CDBG Activity Summary Report (GPR) for Program Year 2017
 PINELLAS COUNTY

Date: 10-Dec-2018
 Time: 16:24
 Page: 55

PGM Year: 2016
Project: 0001 - Target Area Improvement Program (SL-3)
IDIS Activity: 2623 - Lealman Community Center Rehab (16/17)

Status: Open
Location: 5175 45th Ave N St Petersburg, FL 33709-5525

Objective: Create suitable living environments

Outcome: Sustainability

Matrix Code: Neighborhood Facilities (03E)

National Objective: LMA

Initial Funding Date: 06/18/2018

Description:

Lealman Community Center Rehabilitation

Financing

	Fund Type	Grant Year	Grant	Funded Amount	Drawn In Program Year	Drawn Thru Program Year
CDBG	EN	2016	B16UC120005	\$252,720.59	\$99,018.57	\$99,018.57
	PI			\$47,279.41	\$47,279.41	\$47,279.41
Total	Total			\$300,000.00	\$146,297.98	\$146,297.98

Proposed Accomplishments

Public Facilities : 1

Total Population in Service Area: 8,280

Census Tract Percent Low / Mod: 56.16

Annual Accomplishments

Years	Accomplishment Narrative	# Benefiting
2017		



U.S. Department of Housing and Urban Development
 Office of Community Planning and Development
 Integrated Disbursement and Information System
 CDBG Activity Summary Report (GPR) for Program Year 2017
 PINELLAS COUNTY

Date: 10-Dec-2018
 Time: 16:24
 Page: 56

PGM Year: 2016
Project: 0003 - Public Infrastructure Program (SL-3)
IDIS Activity: 2624 - Clearance & Demolition 16/17 - 003589A

Status: Completed 9/30/2018 12:00:00 AM
Location: 3901 50th Ave N St Petersburg, FL 33714-2944

Objective: Create suitable living environments
Outcome: Sustainability
Matrix Code: Clearance and Demolition (04)

National Objective: SBS

Initial Funding Date: 06/18/2018

Description:
 Demolitionclearance of a substandard site.

Financing

	Fund Type	Grant Year	Grant	Funded Amount	Drawn In Program Year	Drawn Thru Program Year
CDBG	EN	Pre-2015		\$4,852.76	\$0.00	\$0.00
		2014	B14UC120005		\$4,852.76	\$4,852.76
Total	Total			\$4,852.76	\$4,852.76	\$4,852.76

Proposed Accomplishments

Housing Units : 1

Annual Accomplishments

Years	Accomplishment Narrative	# Benefiting
2017	Demolition of a single family home to eliminate slum & blight.	



U.S. Department of Housing and Urban Development
 Office of Community Planning and Development
 Integrated Disbursement and Information System
 CDBG Activity Summary Report (GPR) for Program Year 2017
 PINELLAS COUNTY

Date: 10-Dec-2018
 Time: 16:24
 Page: 57

PGM Year: 2017
Project: 0002 - Public Facility Improvement Program (SL-1)
IDIS Activity: 2629 - Lighthouse Pinellas Rehab 17-18

Status: Completed 9/30/2018 12:00:00 AM
Location: 6925 112th Cir Ste 103 Suite 103 Largo, FL 33773-5200
Objective: Create suitable living environments
Outcome: Availability/accessibility
Matrix Code: Facility for Persons with Disabilities (03B) **National Objective:** LMC

Initial Funding Date: 07/12/2018

Description:
 Funding for facility improvements.

Financing

	Fund Type	Grant Year	Grant	Funded Amount	Drawn In Program Year	Drawn Thru Program Year
CDBG	EN	2017	B17UC120005	\$29,060.00	\$29,060.00	\$29,060.00
Total	Total			\$29,060.00	\$29,060.00	\$29,060.00

Proposed Accomplishments

Public Facilities : 1

Actual Accomplishments

Number assisted:

	Owner		Renter		Total		Person	
	Total	Hispanic	Total	Hispanic	Total	Hispanic	Total	Hispanic
White:	0	0	0	0	0	0	259	24
Black/African American:	0	0	0	0	0	0	51	2
Asian:	0	0	0	0	0	0	6	0
American Indian/Alaskan Native:	0	0	0	0	0	0	0	0
Native Hawaiian/Other Pacific Islander:	0	0	0	0	0	0	2	0
American Indian/Alaskan Native & White:	0	0	0	0	0	0	0	0
Asian White:	0	0	0	0	0	0	0	0
Black/African American & White:	0	0	0	0	0	0	0	0
American Indian/Alaskan Native & Black/African American:	0	0	0	0	0	0	0	0
Other multi-racial:	0	0	0	0	0	0	6	3
Asian/Pacific Islander:	0	0	0	0	0	0	0	0
Hispanic:	0	0	0	0	0	0	0	0
Total:	0	0	0	0	0	0	324	29
Female-headed Households:	0		0		0			



U.S. Department of Housing and Urban Development
Office of Community Planning and Development
Integrated Disbursement and Information System
CDBG Activity Summary Report (GPR) for Program Year 2017
PINELLAS COUNTY

Date: 10-Dec-2018

Time: 16:24

Page: 58

Income Category:

	Owner	Renter	Total	Person
Extremely Low	0	0	0	139
Low Mod	0	0	0	75
Moderate	0	0	0	50
Non Low Moderate	0	0	0	60
Total	0	0	0	324
Percent Low/Mod				81.5%

Annual Accomplishments

Years	Accomplishment Narrative	# Benefitting
2017	Parking facility improvements at Lighthouse of Pinellas, providing services to the blind and visually impaired.	



U.S. Department of Housing and Urban Development
 Office of Community Planning and Development
 Integrated Disbursement and Information System
 CDBG Activity Summary Report (GPR) for Program Year 2017
 PINELLAS COUNTY

Date: 10-Dec-2018
 Time: 16:24
 Page: 59

PGM Year: 2017
Project: 0004 - Public Services Program (SL-1)
IDIS Activity: 2630 - Police Athletic League Operations 17/18

Status: Completed 9/30/2018 12:00:00 AM
Location: 3755 46th Ave N St Petersburg, FL 33714-3600

Objective: Create suitable living environments
Outcome: Availability/accessibility
Matrix Code: Other Public Services Not Listed in 05A-05Y, 03T (05Z) **National Objective:** LMA

Initial Funding Date: 07/18/2018

Description:
 Operational support for Police Athletic League.

Financing

	Fund Type	Grant Year	Grant	Funded Amount	Drawn In Program Year	Drawn Thru Program Year
CDBG	EN	2017	B17UC120005	\$30,000.00	\$30,000.00	\$30,000.00
Total	Total			\$30,000.00	\$30,000.00	\$30,000.00

Proposed Accomplishments

People (General) : 90
 Total Population in Service Area: 8,280
 Census Tract Percent Low / Mod: 56.16

Annual Accomplishments

Years	Accomplishment Narrative	# Benefiting
2017	Funding for operating expenses including program materials, salaries and indirect costs for programming in the Lealman Target Areas	



U.S. Department of Housing and Urban Development
 Office of Community Planning and Development
 Integrated Disbursement and Information System
 CDBG Activity Summary Report (GPR) for Program Year 2017
 PINELLAS COUNTY

Date: 10-Dec-2018
 Time: 16:24
 Page: 60

PGM Year: 2017
Project: 0002 - Public Facility Improvement Program (SL-1)
IDIS Activity: 2631 - PERC Facility Rehabilitation 17/18

Status: Completed 9/30/2018 12:00:00 AM
Location: 12810 US Highway 19 N Clearwater, FL 33764-7216

Objective: Create suitable living environments
Outcome: Availability/accessibility
Matrix Code: Other Public Improvements Not Listed
National Objective: LMC
 in 03A-03S (03Z)

Initial Funding Date: 07/18/2018

Description:
 Pinellas Ex Offender Re-entry Coalition Facility Rehabilitation project.

Financing

	Fund Type	Grant Year	Grant	Funded Amount	Drawn In Program Year	Drawn Thru Program Year
CDBG	EN	2017	B17UC120005	\$38,337.85	\$38,337.85	\$38,337.85
	PI			\$11,662.15	\$11,662.15	\$11,662.15
Total	Total			\$50,000.00	\$50,000.00	\$50,000.00

Proposed Accomplishments

People (General) : 700

Actual Accomplishments

Number assisted:

	Owner		Renter		Total		Person	
	Total	Hispanic	Total	Hispanic	Total	Hispanic	Total	Hispanic
White:	0	0	0	0	0	0	142	19
Black/African American:	0	0	0	0	0	0	242	2
Asian:	0	0	0	0	0	0	1	0
American Indian/Alaskan Native:	0	0	0	0	0	0	3	0
Native Hawaiian/Other Pacific Islander:	0	0	0	0	0	0	1	0
American Indian/Alaskan Native & White:	0	0	0	0	0	0	0	0
Asian White:	0	0	0	0	0	0	0	0
Black/African American & White:	0	0	0	0	0	0	3	1
American Indian/Alaskan Native & Black/African American:	0	0	0	0	0	0	0	0
Other multi-racial:	0	0	0	0	0	0	16	5
Asian/Pacific Islander:	0	0	0	0	0	0	0	0
Hispanic:	0	0	0	0	0	0	0	0
Total:	0	0	0	0	0	0	408	27

Female-headed Households: 0



U.S. Department of Housing and Urban Development
Office of Community Planning and Development
Integrated Disbursement and Information System
CDBG Activity Summary Report (GPR) for Program Year 2017
PINELLAS COUNTY

Date: 10-Dec-2018

Time: 16:24

Page: 61

Income Category:

	Owner	Renter	Total	Person
Extremely Low	0	0	0	261
Low Mod	0	0	0	44
Moderate	0	0	0	74
Non Low Moderate	0	0	0	29
Total	0	0	0	408
Percent Low/Mod				92.9%

Annual Accomplishments

Years	Accomplishment Narrative	# Benefitting
2017	Design and soft costs including required surveys, platting, environmental testing and fees, architectural/engineering fees, and other preconstruction expenses for the creation of classrooms, offices, ADA bathrooms, and waiting and storage areas for PERC and service providers.	



U.S. Department of Housing and Urban Development
 Office of Community Planning and Development
 Integrated Disbursement and Information System
 CDBG Activity Summary Report (GPR) for Program Year 2017
 PINELLAS COUNTY

Date: 10-Dec-2018
 Time: 16:24
 Page: 62

PGM Year: 2017
Project: 0003 - Public Infrastructure Program (SL-3)
IDIS Activity: 2632 - Gulfport - Tangerine Greenway 17/18

Status: Open
Location: City of Gulfport 54th to 49th Street South Gulfport, FL 33707

Objective: Create suitable living environments
Outcome: Sustainability
Matrix Code: Parks, Recreational Facilities (03F)

National Objective: LMA

Initial Funding Date: 08/20/2018

Description:
 Funding for Gulfport's Tangerine Greenway Improvements

Financing

	Fund Type	Grant Year	Grant	Funded Amount	Drawn In Program Year	Drawn Thru Program Year
CDBG	EN	2017	B17UC120005	\$238,206.88	\$5,226.88	\$5,226.88
	PI			\$61,793.12	\$61,793.12	\$61,793.12
Total	Total			\$300,000.00	\$67,020.00	\$67,020.00

Proposed Accomplishments

Public Facilities : 1
 Total Population in Service Area: 800
 Census Tract Percent Low / Mod: 48.75

Annual Accomplishments

Years	Accomplishment Narrative	# Benefitting
2017	Provide funds for the design and construction of Phase 1 of the Tangerine Greenway Recreation and Flood Control Improvements	



U.S. Department of Housing and Urban Development
 Office of Community Planning and Development
 Integrated Disbursement and Information System
 CDBG Activity Summary Report (GPR) for Program Year 2017
 PINELLAS COUNTY

Date: 10-Dec-2018
 Time: 16:24
 Page: 63

PGM Year: 2017
Project: 0007 - Housing Production Program (DH-1)
IDIS Activity: 2634 - The Ranch at Pinellas Park

Status: Open
Location: 9625 66th St N Pinellas Park, FL 33782-3006

Objective: Provide decent affordable housing
Outcome: Availability/accessibility
Matrix Code: Acquisition of Real Property (01)

National Objective: LMH

Initial Funding Date: 08/22/2018

Description:
 Acquisition of real property for affordable owner housing development.

Financing

	Fund Type	Grant Year	Grant	Funded Amount	Drawn In Program Year	Drawn Thru Program Year
CDBG	EN	Pre-2015		\$400,000.00	\$0.00	\$0.00
		2014	B14UC120005		\$400,000.00	\$400,000.00
Total	Total			\$400,000.00	\$400,000.00	\$400,000.00

Proposed Accomplishments

Housing Units : 25

Actual Accomplishments

Number assisted:

	Owner		Renter		Total		Person	
	Total	Hispanic	Total	Hispanic	Total	Hispanic	Total	Hispanic
White:	0	0	0	0	0	0		0
Black/African American:	0	0	0	0	0	0	0	0
Asian:	0	0	0	0	0	0	0	0
American Indian/Alaskan Native:	0	0	0	0	0	0	0	0
Native Hawaiian/Other Pacific Islander:	0	0	0	0	0	0	0	0
American Indian/Alaskan Native & White:	0	0	0	0	0	0	0	0
Asian White:	0	0	0	0	0	0	0	0
Black/African American & White:	0	0	0	0	0	0	0	0
American Indian/Alaskan Native & Black/African American:	0	0	0	0	0	0	0	0
Other multi-racial:	0	0	0	0	0	0	0	0
Asian/Pacific Islander:	0	0	0	0	0	0	0	0
Hispanic:	0	0	0	0	0	0	0	0
Total:	0	0	0	0	0	0	0	0

Female-headed Households:

0 0 0 0 0 0 0 0



U.S. Department of Housing and Urban Development
Office of Community Planning and Development
Integrated Disbursement and Information System
CDBG Activity Summary Report (GPR) for Program Year 2017
PINELLAS COUNTY

Date: 10-Dec-2018

Time: 16:24

Page: 64

Income Category:

	Owner	Renter	Total	Person
Extremely Low	0	0	0	0
Low Mod	0	0	0	0
Moderate	0	0	0	0
Non Low Moderate	0	0	0	0
Total	0	0	0	0
Percent Low/Mod				

Annual Accomplishments

No data returned for this view. This might be because the applied filter excludes all data.



U.S. Department of Housing and Urban Development
 Office of Community Planning and Development
 Integrated Disbursement and Information System
 CDBG Activity Summary Report (GPR) for Program Year 2017
 PINELLAS COUNTY

Date: 10-Dec-2018
 Time: 16:24
 Page: 65

PGM Year: 2017
Project: 0003 - Public Infrastructure Program (SL-3)
IDIS Activity: 2635 - Clearance & Demolition 17/18 - 003821A

Status: Completed 9/30/2018 12:00:00 AM
Location: 4175 40th St N St Petersburg, FL 33714-4420

Objective: Create suitable living environments
Outcome: Sustainability
Matrix Code: Clearance and Demolition (04)

National Objective: SBS

Initial Funding Date: 09/20/2018

Description:

Demolitionclearance of a substandard site.

Financing

	Fund Type	Grant Year	Grant	Funded Amount	Drawn In Program Year	Drawn Thru Program Year
CDBG	EN	Pre-2015		\$5,942.26	\$0.00	\$0.00
		2014	B14UC120005		\$5,942.26	\$5,942.26
Total	Total			\$5,942.26	\$5,942.26	\$5,942.26

Proposed Accomplishments

Housing Units : 1

Annual Accomplishments

Years	Accomplishment Narrative	# Benefiting
2017	Demolition and clearance of a substandard housing unit. (1 housing unit demolished).	



U.S. Department of Housing and Urban Development
 Office of Community Planning and Development
 Integrated Disbursement and Information System
 CDBG Activity Summary Report (GPR) for Program Year 2017
 PINELLAS COUNTY

Date: 10-Dec-2018
 Time: 16:24
 Page: 66

PGM Year: 2017
Project: 0003 - Public Infrastructure Program (SL-3)
IDIS Activity: 2636 - Pinellas Park Orchid Lake Infrastructure 17/18

Status: Open
Location: 68th and 70th Ave Pinellas Park, FL 33781

Objective: Create suitable living environments
Outcome: Sustainability
Matrix Code: Other Public Improvements Not Listed in 03A-03S (03Z) **National Objective:** SBA

Initial Funding Date: 11/19/2018

Description:
 City of Pinellas Park Orchid Lake infrastructure improvements.

Financing

	Fund Type	Grant Year	Grant	Funded Amount	Drawn In Program Year	Drawn Thru Program Year
CDBG	EN	2017	B17UC120005	\$100,000.00	\$9,913.83	\$9,913.83
Total	Total			\$100,000.00	\$9,913.83	\$9,913.83

Proposed Accomplishments

People (General) : 19,781

Annual Accomplishments

No data returned for this view. This might be because the applied filter excludes all data.



U.S. Department of Housing and Urban Development
Office of Community Planning and Development
Integrated Disbursement and Information System
CDBG Activity Summary Report (GPR) for Program Year 2017
PINELLAS COUNTY

Date: 10-Dec-2018

Time: 16:24

Page: 67

Total Funded Amount:	\$23,375,879.45
Total Drawn Thru Program Year:	\$22,860,628.17
Total Drawn In Program Year:	\$2,282,285.33

U.S. DEPARTMENT OF HOUSING AND URBAN
DEVELOPMENT
OFFICE OF COMMUNITY PLANNING AND DEVELOPMENT
PR06 - Summary of Consolidated Plan Projects for Report Year

DATE: 12/10/2018
TIME: 4:26:11 PM
PAGE: 1/5

IDIS

Plan IDIS Year Project	Project Title and Description	Program	Project Estimate	Committed Amount	Amount Drawn Thru Report Year	Amount Available to Draw	Amount Drawn in Report Year
2017 1	Target Area Improvement Program (SL-3)	CDBG	\$797,044.00	\$353,783.88	\$353,783.88	\$0.00	\$353,783.88
	Concentrated investments will be provided in designated areas of special interest that will impact neighborhood stabilization and revitalization in order to achieve local objectives and desired outcomes. National Objective: LMA Eligibility Citation(s): 570.201(a)(c)(d)(i) Objective: Suitable Living Environment Outcome: Sustainability National Objective, Objective, and Outcome are the same for all activities funded through the Target Area Improvement Program. All activities funded through this program will fall under one of the above identified Eligibility Citations.						
2	Public Facility Improvement Program (SL-1)	CDBG	\$793,000.00	\$83,926.00	\$83,926.00	\$0.00	\$83,926.00
	Funding of new or existing facilities that provide services to meet the needs of low- and moderate-income or special needs populations. Some activities may be phased over multiple fiscal years and will be considered continuation projects. National Objective: LMC Eligibility Citation(s): 570.201(c)(d)(i) Objective: Suitable Living Environment Outcome: Availability/Accessibility National Objective, Objective, and Outcome are the same for all activities funded through the Public Facility Improvement Program. All activities funded through this program will fall under one of the above identified Eligibility Citations.						
3	Public Infrastructure Program (SL-3)	CDBG	\$100,000.00	\$443,382.17	\$120,316.00	\$323,066.17	\$120,316.00
	Funding for projects that address the prevention and elimination of slum and blight within officially designated areas of interest or areas within the County where land may be cleared for future development. National Objective: SBA / SBS Eligibility Citation: 570.201(c)(d) Objective: Suitable Living Environment Outcome: Sustainability National Objective, Eligibility Citation, Objective, and Outcome are the same for all activities funded through the Public Infrastructure Program.						

U.S. DEPARTMENT OF HOUSING AND URBAN
DEVELOPMENT
OFFICE OF COMMUNITY PLANNING AND DEVELOPMENT
PR06 - Summary of Consolidated Plan Projects for Report Year

DATE: 12/10/2018
TIME: 4:26:11 PM
PAGE: 2/5

IDIS

Plan IDIS Year Project	Project Title and Description	Program	Project Estimate	Committed Amount	Amount Drawn Thru Report Year	Amount Available to Draw	Amount Drawn in Report Year
2017 4	Public Services Program (SL-1)	CDBG	\$378,952.00	\$139,709.13	\$139,709.13	\$0.00	\$139,709.13
	<p>Funds will be provided, with a maximum 15% limitation, to provide salaries and operational services to entities that provide services to meet the needs of low- and moderate-income families. National Objective(s): LMC / LMA Eligibility Citation: 570.201(e) Objective: Suitable Living Environment; Outcome: Availability/Accessibility Eligibility Citation, Objective, and Outcome are the same for all activities funded through the Public Services Program. All activities funded through this program will fall under one of the above identified National Objectives.</p>						
5	Homeless and Homelessness Prevention Services Program (DH-2)	HESG	\$222,856.00	\$220,641.22	\$95,024.48	\$125,616.74	\$95,024.48
	<p>Program facilitates providing essential services to shelter residents; rapidly rehousing homeless individuals and families and preventing families and individuals from becoming homeless by funding eligible activities within the following Emergency Solutions Grant Program components: Emergency Shelter; Homelessness Prevention; Rapid Re-Housing and Data Collection. National Objective: LMC Eligibility Citation(s): 576.101, 576.103-109 Objective: Decent Housing Outcome: Affordability National Objective, Objective, and Outcome are the same for all activities funded through the Homeless and Homelessness Prevention Services Program. All activities funded through this program will fall under one of the above identified Eligibility Citations.</p>						

U.S. DEPARTMENT OF HOUSING AND URBAN
DEVELOPMENT
OFFICE OF COMMUNITY PLANNING AND DEVELOPMENT
PR06 - Summary of Consolidated Plan Projects for Report Year

DATE: 12/10/2018
TIME: 4:26:11 PM
PAGE: 3/5

IDIS

Plan IDIS Year Project	Project Title and Description	Program	Project Estimate	Committed Amount	Amount Drawn Thru Report Year	Amount Available to Draw	Amount Drawn in Report Year
2017 6	Housing Preservation Program (DH-1)	Program facilitates the preservation of affordable homeowner and rental units through rehabilitation and/or acquisition. Applications are provided on a first-come, first-qualified, first-served basis and funding selections are based on eligibility of households served and financial feasibility. Private funds available through local lending institutions may be leveraged by Federal funds. If insufficient applications are received during FY17-18, committed funds may be reprogrammed to other projects without amending this Action Plan. In addition to 2017-18 funding identified below, any project may receive additional funds available from uncommitted prior year funding or unanticipated program income.	\$77,449.00	\$0.00	\$0.00	\$0.00	\$0.00
		HOME	\$890,996.00	\$0.00	\$0.00	\$0.00	\$0.00
		CDBG National Objective: LMA CDBG Eligibility Citation: 570.201 (k)(m) CDBG Objective: Suitable Living Environment CDBG Outcome: Sustainability HOME Eligibility Citation(s): 92.206(a)(c)(d)&(f)HOME Objective: Decent Housing HOME Outcome: Availability/Accessibility All activities funded through this program will fall under one of the above identified National Objectives, Eligibility Citations, Objectives, and Outcomes.					

U.S. DEPARTMENT OF HOUSING AND URBAN
DEVELOPMENT
OFFICE OF COMMUNITY PLANNING AND DEVELOPMENT
PR06 - Summary of Consolidated Plan Projects for Report Year

DATE: 12/10/2018
TIME: 4:26:11 PM
PAGE: 4/5

IDIS

Plan IDIS Year Project	Project Title and Description	Program	Project Estimate	Committed Amount	Amount Drawn Thru Report Year	Amount Available to Draw	Amount Drawn in Report Year
2017 7	Housing Production Program (DH-1)	CDBG	\$37,448.00	\$400,000.00	\$400,000.00	\$0.00	\$400,000.00
		HOME	\$750,563.00	\$0.00	\$0.00	\$0.00	\$0.00
8	Homeownership Promotion Program (DH-2)	HOME	\$50,000.00	\$111,946.86	\$0.00	\$111,946.86	\$0.00

U.S. DEPARTMENT OF HOUSING AND URBAN
DEVELOPMENT
OFFICE OF COMMUNITY PLANNING AND DEVELOPMENT
PR06 - Summary of Consolidated Plan Projects for Report Year

DATE: 12/10/2018
TIME: 4:26:11 PM
PAGE: 5/5

IDIS

Plan IDIS Year Project	Project Title and Description	Program	Project Estimate	Committed Amount	Amount Drawn Thru Report Year	Amount Available to Draw	Amount Drawn in Report Year
2017 9	Administration	General planning and administration costs for Federal CDBG and HOME programs, State SHIP programs and Local Housing Trust Fund programs.					
		CDBG	\$545,973.00	\$543,799.50	\$543,799.50	\$0.00	\$543,799.50
		HOME	\$187,951.00	\$191,367.68	\$181,689.52	\$9,678.16	\$181,689.52

U.S. DEPARTMENT OF HOUSING AND URBAN
DEVELOPMENT
OFFICE OF COMMUNITY PLANNING AND DEVELOPMENT
PR07 - Drawdown Report by Voucher Number - Vouchers
Submitted to Loccs

DATE: 12/10/2018
TIME: 4:27:45 PM
PAGE: 1/3

IDIS

Voucher Number	Line Item	IDIS Project ID	IDIS Act ID	Voucher Created	Voucher Status	Status Date	LOCCS Send Date	Grant Number	Grant Year	Fund Type	Recipient TIN	Payee TIN	Program	PY	Drawn Amount
6092530	1	1	2532	11/1/2017	Completed	11/02/2017	11/1/2017	B15UC120005	2015	EN	596000800	596000800	CDBG	Y	\$61,150.83
	2	1	2552	11/1/2017	Completed	11/02/2017	11/1/2017	B14UC120005	2014	EN	596000800	596000800	CDBG	Y	\$2,758.29
	3	2	2554	11/1/2017	Completed	11/02/2017	11/1/2017	B14UC120005	2014	EN	596000800	596000800	CDBG	Y	\$4,283.96
	4	9	2555	11/1/2017	Completed	11/02/2017	11/1/2017	B16UC120005	2016	PI	596000800	596000800	CDBG	Y	\$392.37
	5	9	2555	11/1/2017	Completed	11/02/2017	11/1/2017	B16UC120005	2016	EN	596000800	596000800	CDBG	Y	\$3,070.79
	6	3	2556	11/1/2017	Completed	11/02/2017	11/1/2017	B14UC120005	2014	EN	596000800	596000800	CDBG	Y	\$2,410.43
	7	6	2557	11/1/2017	Completed	11/02/2017	11/1/2017	B16UC120005	2016	EN	596000800	596000800	CDBG	Y	\$6,281.93
	8	1	2558	11/1/2017	Completed	11/02/2017	11/1/2017	B16UC120005	2016	EN	596000800	596000800	CDBG	Y	\$4,484.05
	9	1	2560	11/1/2017	Completed	11/02/2017	11/1/2017	B14UC120005	2014	EN	596000800	596000800	CDBG	Y	\$13,910.23
	10	4	2567	11/1/2017	Completed	11/02/2017	11/1/2017	B16UC120005	2016	EN	596000800	596000800	CDBG	Y	\$9,745.91
	11	4	2568	11/1/2017	Completed	11/02/2017	11/1/2017	B16UC120005	2016	EN	596000800	596000800	CDBG	Y	\$14,036.52
	12	4	2569	11/1/2017	Completed	11/02/2017	11/1/2017	B16UC120005	2016	EN	596000800	596000800	CDBG	Y	\$21,172.63
	13	1	2571	11/1/2017	Completed	11/02/2017	11/1/2017	B15UC120005	2015	EN	596000800	596000800	CDBG	Y	\$85,415.00
	14	4	2572	11/1/2017	Completed	11/02/2017	11/1/2017	B16UC120005	2016	EN	596000800	596000800	CDBG	Y	\$5,619.38
	15	4	2573	11/1/2017	Completed	11/02/2017	11/1/2017	B16UC120005	2016	EN	596000800	596000800	CDBG	Y	\$5,860.79
	16	1	2581	11/1/2017	Completed	11/02/2017	11/1/2017	B16UC120005	2016	PI	596000800	596000800	CDBG	Y	\$1,569.48
	17	1	2581	11/1/2017	Completed	11/02/2017	11/1/2017	B16UC120005	2016	EN	596000800	596000800	CDBG	Y	\$80,258.52
	18	2	2583	11/1/2017	Completed	11/02/2017	11/1/2017	B16UC120005	2016	EN	596000800	596000800	CDBG	Y	\$32,935.83
	19	2	2590	11/1/2017	Completed	11/02/2017	11/1/2017	B16UC120005	2016	EN	596000800	596000800	CDBG	Y	\$34,481.00
	20	2	2591	11/1/2017	Completed	11/02/2017	11/1/2017	B16UC120005	2016	EN	596000800	596000800	CDBG	Y	\$12,370.00
	21	2	2592	11/1/2017	Completed	11/02/2017	11/1/2017	B16UC120005	2016	EN	596000800	596000800	CDBG	Y	\$24,885.30
	22	2	2594	11/1/2017	Completed	11/02/2017	11/1/2017	B16UC120005	2016	EN	596000800	596000800	CDBG	Y	\$50,370.00
	23	4	2595	11/1/2017	Completed	11/02/2017	11/1/2017	B14UC120005	2014	EN	596000800	596000800	CDBG	Y	\$225.00
6092531	1	4	2569	11/1/2017	Completed	11/02/2017	11/1/2017	B16UC120005	2016	EN	596000800	596000800	CDBG	Y	\$6,000.00
	2	3	2593	11/1/2017	Completed	11/02/2017	11/1/2017	B16UC120005	2016	EN	596000800	596000800	CDBG	Y	\$300,000.00
6099230	1	6	2550	11/28/2017	Completed	11/28/2017	11/28/2017	M16DC120217	2016	PI	596000800	596000800	HOME		\$49,001.10
	2	9	2553	11/28/2017	Completed	11/28/2017	11/28/2017	M16DC120217	2016	AD	596000800	596000800	HOME		\$29,652.16
	3	9	2553	11/28/2017	Completed	11/28/2017	11/28/2017	M16DC120217	2016	PA	596000800	596000800	HOME		\$5,444.57
6099233	1	6	2550	11/28/2017	Completed	11/29/2017	11/28/2017	M13DC120217	2013	EN	596000800	596000800	HOME		\$17,769.37
	2	6	2550	11/28/2017	Completed	11/29/2017	11/28/2017	M14DC120217	2014	EN	596000800	596000800	HOME		\$42,036.67
6099237	1	5	2563	11/28/2017	Completed	11/29/2017	11/28/2017	E16UC120005	2016	EN	596000800	596000800	HESG		\$39,433.56
	2	5	2564	11/28/2017	Completed	11/29/2017	11/28/2017	E16UC120005	2016	EN	596000800	596000800	HESG		\$8,308.00
6116771	1	5	2563	1/24/2018	Revised	01/27/2018	1/26/2018	E16UC120005	2016	EN	596000800	596000800	HESG		\$38,512.07
	2	5	2564	1/24/2018	Completed	01/27/2018	1/26/2018	E16UC120005	2016	EN	596000800	596000800	HESG		\$2,894.00
	3	5	2563	6/28/2018	Completed	01/27/2018	1/26/2018	E16UC120005	2016	EN	596000800	596000800	HESG		\$36,776.87
	4	5	2564	6/28/2018	Completed	01/27/2018	1/26/2018	E16UC120005	2016	EN	596000800	596000800	HESG		\$1,735.20
6117580	1	1	2532	1/26/2018	Revised	01/27/2018	1/26/2018	B15UC120005	2015	EN	596000800	596000800	CDBG		\$51,449.99
	2	1	2560	1/26/2018	Completed	01/27/2018	1/26/2018	B14UC120005	2014	EN	596000800	596000800	CDBG		\$7,473.24
	3	2	2583	1/26/2018	Completed	01/27/2018	1/26/2018	B16UC120005	2016	EN	596000800	596000800	CDBG		\$107,269.85
	4	3	2584	1/26/2018	Completed	01/27/2018	1/26/2018	B14UC120005	2014	EN	596000800	596000800	CDBG		\$991.00
	5	4	2595	1/26/2018	Completed	01/27/2018	1/26/2018	B14UC120005	2014	EN	596000800	596000800	CDBG		\$1,135.00
	6	9	2601	1/26/2018	Completed	01/27/2018	1/26/2018	B17UC120005	2017	EN	596000800	596000800	CDBG		\$74,531.27
	7	9	2601	1/26/2018	Completed	01/27/2018	1/26/2018	B17UC120005	2017	PI	596000800	596000800	CDBG		\$1,143.28
	8	1	2603	1/26/2018	Completed	01/27/2018	1/26/2018	B17UC120005	2017	EN	596000800	596000800	CDBG		\$4,352.70
	9	1	2603	1/26/2018	Completed	01/27/2018	1/26/2018	B17UC120005	2017	PI	596000800	596000800	CDBG		\$4,573.14
	10	7	2604	1/26/2018	Completed	01/27/2018	1/26/2018	B14UC120005	2014	EN	596000800	596000800	CDBG		\$65,000.00
	11	7	2605	1/26/2018	Completed	01/27/2018	1/26/2018	B14UC120005	2014	EN	596000800	596000800	CDBG		\$25,000.00
	12	1	2606	1/26/2018	Completed	01/27/2018	1/26/2018	B14UC120005	2014	EN	596000800	596000800	CDBG		\$6,826.62
	13	3	2607	1/26/2018	Completed	01/27/2018	1/26/2018	B14UC120005	2014	EN	596000800	596000800	CDBG		\$5,082.92
	14	3	2608	1/26/2018	Completed	01/27/2018	1/26/2018	B14UC120005	2014	EN	596000800	596000800	CDBG		\$10,271.29
	15	1	2609	1/26/2018	Completed	01/27/2018	1/26/2018	B17UC120005	2017	EN	596000800	596000800	CDBG		\$12,013.64
	16	1	2610	1/26/2018	Completed	01/27/2018	1/26/2018	B16UC120005	2016	EN	596000800	596000800	CDBG		\$1,920.00
	17	2	2611	1/26/2018	Completed	01/27/2018	1/26/2018	B16UC120005	2016	EN	596000800	596000800	CDBG		\$792.00
	18	2	2612	1/26/2018	Completed	01/27/2018	1/26/2018	B16UC120005	2016	EN	596000800	596000800	CDBG		\$1,160.00
	19	1	2532	4/26/2018	Completed	01/27/2018	1/26/2018	B15UC120005	2015	EN	596000800	596000800	CDBG		\$48,006.99
	20	1	2609	4/26/2018	Completed	01/27/2018	1/26/2018	B15UC120005	2015	EN	596000800	596000800	CDBG		\$3,443.00
6130589	1	6	2550	3/7/2018	Completed	03/07/2018	3/7/2018	M17DC120217	2017	PI	596000800	596000800	HOME		\$95,724.34
	2	6	2574	3/7/2018	Completed	03/07/2018	3/7/2018	M17DC120217	2017	PI	596000800	596000800	HOME		\$25,227.99
	3	9	2602	3/7/2018	Completed	03/07/2018	3/7/2018	M17DC120217	2017	AD	596000800	596000800	HOME		\$31,565.04
	4	9	2602	3/7/2018	Completed	03/07/2018	3/7/2018	M17DC120217	2017	PA	596000800	596000800	HOME		\$26,953.89
	5	8	2616	3/7/2018	Completed	03/07/2018	3/7/2018	M17DC120217	2017	PI	596000800	596000800	HOME		\$26,000.00
	6	7	2617	3/7/2018	Completed	03/07/2018	3/7/2018	M17DC120217	2017	PI	596000800	596000800	HOME		\$53,083.54

U.S. DEPARTMENT OF HOUSING AND URBAN
DEVELOPMENT
OFFICE OF COMMUNITY PLANNING AND DEVELOPMENT
PR07 - Drawdown Report by Voucher Number - Vouchers
Submitted to Loccs

DATE: 12/10/2018
TIME: 4:27:45 PM
PAGE: 2/3

IDIS

Voucher Number	Line Item	IDIS Project ID	IDIS Act ID	Voucher Created	Voucher Status	Status Date	LOCCS Send Date	Grant Number	Grant Year	Fund Type	Recipient TIN	Payee TIN	Program	PY	Drawn Amount
6130589	7	6	2618	3/7/2018	Completed	03/07/2018	3/7/2018	M17DC120217	2017	PI	596000800	596000800	HOME		\$42,549.12
6130591	1	6	2550	3/7/2018	Completed	03/08/2018	3/7/2018	M14DC120217	2014	CR	593171557	596000800	HOME		\$987.15
	2	6	2550	3/7/2018	Completed	03/08/2018	3/7/2018	M15DC120217	2015	CR	593171557	596000800	HOME		\$74,990.02
6148218	1	1	2516	4/26/2018	Completed	05/01/2018	4/30/2018	B14UC120005	2014	EN	596000800	596000800	CDBG		\$135.76
	2	1	2560	4/26/2018	Completed	05/01/2018	4/30/2018	B14UC120005	2014	EN	596000800	596000800	CDBG		\$4,270.78
	3	3	2584	4/26/2018	Completed	05/01/2018	4/30/2018	B14UC120005	2014	EN	596000800	596000800	CDBG		\$6,366.01
	4	4	2595	4/26/2018	Completed	05/01/2018	4/30/2018	B14UC120005	2014	EN	596000800	596000800	CDBG		\$3,306.51
	5	9	2601	4/26/2018	Completed	05/01/2018	4/30/2018	B17UC120005	2017	PI	596000800	596000800	CDBG		\$861.11
	6	9	2601	4/26/2018	Completed	05/01/2018	4/30/2018	B17UC120005	2017	EN	596000800	596000800	CDBG		\$131,027.78
	7	1	2603	4/26/2018	Completed	05/01/2018	4/30/2018	B17UC120005	2017	PI	596000800	596000800	CDBG		\$3,524.42
	8	1	2603	4/26/2018	Completed	05/01/2018	4/30/2018	B17UC120005	2017	EN	596000800	596000800	CDBG		\$1,565.74
	9	1	2606	4/26/2018	Completed	05/01/2018	4/30/2018	B14UC120005	2014	EN	596000800	596000800	CDBG		\$7,879.27
	10	3	2607	4/26/2018	Completed	05/01/2018	4/30/2018	B14UC120005	2014	EN	596000800	596000800	CDBG		\$4,302.66
	11	3	2608	4/26/2018	Completed	05/01/2018	4/30/2018	B14UC120005	2014	EN	596000800	596000800	CDBG		\$9,133.74
	12	1	2609	4/26/2018	Completed	05/01/2018	4/30/2018	B17UC120005	2017	EN	596000800	596000800	CDBG		\$9,721.20
	13	1	2610	4/26/2018	Completed	05/01/2018	4/30/2018	B16UC120005	2016	EN	596000800	596000800	CDBG		\$480.00
	14	2	2611	4/26/2018	Completed	05/01/2018	4/30/2018	B16UC120005	2016	EN	596000800	596000800	CDBG		\$594.00
	15	2	2612	4/26/2018	Completed	05/01/2018	4/30/2018	B16UC120005	2016	EN	596000800	596000800	CDBG		\$870.00
	16	4	2613	4/26/2018	Completed	05/01/2018	4/30/2018	B17UC120005	2017	EN	596000800	596000800	CDBG		\$15,357.40
	17	9	2614	4/26/2018	Completed	05/01/2018	4/30/2018	B17UC120005	2017	EN	596000800	596000800	CDBG		\$2,665.34
	18	4	2615	4/26/2018	Completed	05/01/2018	4/30/2018	B17UC120005	2017	EN	596000800	596000800	CDBG		\$12,609.84
	19	1	2620	4/26/2018	Completed	05/01/2018	4/30/2018	B17UC120005	2017	EN	596000800	596000800	CDBG		\$80,390.52
	20	4	2621	4/26/2018	Completed	05/01/2018	4/30/2018	B17UC120005	2017	EN	596000800	596000800	CDBG		\$17,506.92
6163772	1	1	2560	6/18/2018	Completed	06/19/2018	6/18/2018	B14UC120005	2014	EN	596000800	596000800	CDBG		\$2,892.99
	2	9	2601	6/18/2018	Completed	06/19/2018	6/18/2018	B17UC120005	2017	PI	596000800	596000800	CDBG		\$1,175.26
	3	9	2601	6/18/2018	Completed	06/19/2018	6/18/2018	B17UC120005	2017	EN	596000800	596000800	CDBG		\$99,573.57
	4	1	2603	6/18/2018	Completed	06/19/2018	6/18/2018	B17UC120005	2017	PI	596000800	596000800	CDBG		\$4,701.02
	5	1	2603	6/18/2018	Completed	06/19/2018	6/18/2018	B17UC120005	2017	EN	596000800	596000800	CDBG		\$3,499.19
	6	1	2606	6/18/2018	Completed	06/19/2018	6/18/2018	B14UC120005	2014	EN	596000800	596000800	CDBG		\$2,136.63
	7	3	2607	6/18/2018	Completed	06/19/2018	6/18/2018	B14UC120005	2014	EN	596000800	596000800	CDBG		\$592.26
	8	3	2608	6/18/2018	Completed	06/19/2018	6/18/2018	B14UC120005	2014	EN	596000800	596000800	CDBG		\$2,383.14
	9	1	2609	6/18/2018	Completed	06/19/2018	6/18/2018	B17UC120005	2017	EN	596000800	596000800	CDBG		\$8,547.09
	10	1	2610	6/18/2018	Completed	06/19/2018	6/18/2018	B16UC120005	2016	EN	596000800	596000800	CDBG		\$480.00
	11	2	2612	6/18/2018	Completed	06/19/2018	6/18/2018	B16UC120005	2016	EN	596000800	596000800	CDBG		\$580.00
	12	4	2613	6/18/2018	Completed	06/19/2018	6/18/2018	B17UC120005	2017	EN	596000800	596000800	CDBG		\$6,642.59
	13	4	2615	6/18/2018	Completed	06/19/2018	6/18/2018	B17UC120005	2017	EN	596000800	596000800	CDBG		\$7,503.86
	14	7	2619	6/18/2018	Completed	06/19/2018	6/18/2018	B16UC120005	2016	EN	596000800	596000800	CDBG		\$38,000.00
	15	1	2620	6/18/2018	Completed	06/19/2018	6/18/2018	B17UC120005	2017	EN	596000800	596000800	CDBG		\$63,478.14
	16	4	2621	6/18/2018	Completed	06/19/2018	6/18/2018	B17UC120005	2017	EN	596000800	596000800	CDBG		\$7,198.65
	17	7	2622	6/18/2018	Completed	06/19/2018	6/18/2018	B16UC120005	2016	EN	596000800	596000800	CDBG		\$23,000.00
	18	1	2623	6/18/2018	Completed	06/19/2018	6/18/2018	B16UC120005	2016	EN	596000800	596000800	CDBG		\$90,679.54
	19	3	2624	6/18/2018	Completed	06/19/2018	6/18/2018	B14UC120005	2014	EN	596000800	596000800	CDBG		\$4,852.76
6167570	1	5	2598	6/28/2018	Completed	06/29/2018	6/28/2018	E17UC120005	2017	AD	596000800	596000800	HESG		\$6,804.29
	2	5	2600	6/28/2018	Completed	06/29/2018	6/28/2018	E17UC120005	2017	EN	596000800	596000800	HESG		\$664.80
6172901	1	1	2560	7/18/2018	Completed	07/19/2018	7/18/2018	B14UC120005	2014	EN	596000800	596000800	CDBG		\$655.19
	2	9	2601	7/18/2018	Completed	07/19/2018	7/18/2018	B17UC120005	2017	PI	596000800	596000800	CDBG		\$11,819.85
	3	9	2601	7/18/2018	Completed	07/19/2018	7/18/2018	B17UC120005	2017	EN	596000800	596000800	CDBG		\$91,796.71
	4	1	2603	7/18/2018	Completed	07/19/2018	7/18/2018	B17UC120005	2017	EN	596000800	596000800	CDBG		\$3,348.75
	5	1	2606	7/18/2018	Completed	07/19/2018	7/18/2018	B14UC120005	2014	EN	596000800	596000800	CDBG		\$2,169.42
	6	3	2607	7/18/2018	Completed	07/19/2018	7/18/2018	B14UC120005	2014	EN	596000800	596000800	CDBG		\$1,580.22
	7	3	2608	7/18/2018	Completed	07/19/2018	7/18/2018	B14UC120005	2014	EN	596000800	596000800	CDBG		\$2,709.22
	8	1	2609	7/18/2018	Completed	07/19/2018	7/18/2018	B15UC120005	2015	EN	596000800	596000800	CDBG		\$1,080.47
	9	1	2609	7/18/2018	Completed	07/19/2018	7/18/2018	B17UC120005	2017	EN	596000800	596000800	CDBG		\$6,275.07
	10	2	2612	7/18/2018	Completed	07/19/2018	7/18/2018	B16UC120005	2016	EN	596000800	596000800	CDBG		\$290.00
	11	4	2613	7/18/2018	Completed	07/19/2018	7/18/2018	B17UC120005	2017	EN	596000800	596000800	CDBG		\$3,322.55
	12	4	2615	7/18/2018	Completed	07/19/2018	7/18/2018	B17UC120005	2017	EN	596000800	596000800	CDBG		\$2,055.89
	13	1	2620	7/18/2018	Completed	07/19/2018	7/18/2018	B17UC120005	2017	EN	596000800	596000800	CDBG		\$28,195.49
	14	1	2623	7/18/2018	Completed	07/19/2018	7/18/2018	B16UC120005	2016	EN	596000800	596000800	CDBG		\$8,339.03
	15	1	2623	7/18/2018	Completed	07/19/2018	7/18/2018	B17UC120005	2017	PI	596000800	596000800	CDBG		\$47,279.41
	16	2	2629	7/18/2018	Completed	07/19/2018	7/18/2018	B17UC120005	2017	EN	596000800	596000800	CDBG		\$29,060.00
	17	4	2630	7/18/2018	Completed	07/19/2018	7/18/2018	B17UC120005	2017	EN	596000800	596000800	CDBG		\$30,000.00
	18	2	2631	7/18/2018	Completed	07/19/2018	7/18/2018	B17UC120005	2017	EN	596000800	596000800	CDBG		\$6,000.00

U.S. DEPARTMENT OF HOUSING AND URBAN
DEVELOPMENT
OFFICE OF COMMUNITY PLANNING AND DEVELOPMENT
PR08 - Grantee Summary Activity Report

DATE: 12/10/2018
TIME: 4:29:03 PM
PAGE: 1/74

IDIS

Grantee Activity Number	IDIS Activity - ID	Pgm Yr Project	Activity Name	Act Stat	Matrix Code	Initial Funding Date	Funded Amount	Drawn Amount	Date of Last Draw
	77	1994-1	PINELLAS COUNTY-CNSRT	Canceled	05R	01/10/97	\$0.00	\$0.00	
	78	1994-1	PINELLAS COUNTY-CNSRT	Canceled		09/10/97	\$0.00	\$0.00	
	79	1994-1	PINELLAS COUNTY-CNSRT	Canceled		09/10/97	\$0.00	\$0.00	
	80	1994-1	PINELLAS COUNTY-CNSRT	Canceled		09/10/97	\$0.00	\$0.00	
	81	1994-1	PINELLAS COUNTY-CNSRT	Canceled		09/10/97	\$0.00	\$0.00	
	82	1994-1	PINELLAS COUNTY-CNSRT	Canceled		09/10/97	\$0.00	\$0.00	
	83	1994-1	PINELLAS COUNTY-CNSRT	Canceled	14A	09/10/97	\$0.00	\$0.00	
	84	1994-1	PINELLAS COUNTY-CNSRT	Canceled		09/10/97	\$0.00	\$0.00	
	85	1994-1	PINELLAS COUNTY-CNSRT	Canceled		09/10/97	\$0.00	\$0.00	
	86	1994-1	PINELLAS COUNTY-CNSRT	Canceled		09/10/97	\$0.00	\$0.00	
	220	1994-2	Unknown	Canceled	01		\$0.00	\$0.00	
	3	1994-3	ESG COMMITTED FUNDS ADJUSTMENT	Open	01	01/01/01	\$537,906.44	\$537,906.44	04/02/1997
	4	1994-4	HOPWA COMMITTED FUNDS ADJUSTMENT	Open	01		\$0.00	\$0.00	
	169	1995-1	ERROR - NO ACTIVITY	Canceled	05Z		\$0.00	\$0.00	
	246	1995-37	CDBG ADMIN	Completed	21A		\$0.00	\$0.00	
	294	1996-12	N/A	Canceled	14B		\$0.00	\$0.00	
	299	1996-7	HOME GENERAL ADMIN	Completed	21H	10/01/96	\$118,908.40	\$118,908.40	11/21/1997
	918	1999-1	<Name Required>	Canceled		07/24/00	\$0.00	\$0.00	
	919	1999-1	<Name Required>	Canceled		07/24/00	\$0.00	\$0.00	
	1642	2003-43	CDBG ADMINISTRATION	Completed	21A	02/25/04	\$970,773.54	\$970,773.54	11/09/2004
	1916	2004-26	Unknown	Canceled	13		\$0.00	\$0.00	
CD05OLDS	2079	2005-12	OLDSMAR STREETSCAPE	Completed	03K	03/14/08	\$200,000.00	\$200,000.00	03/18/2008
6467	1960	2005-29	UPARC ACQUISITION - HOME	Completed		06/13/06	\$192,320.00	\$192,320.00	06/22/2006
CD96CAS2	206	1996-30	CASA ADMINISTRATION OFFICES REHAB	Completed	03C	10/01/96	\$17,980.00	\$17,980.00	10/22/1997
#001191A	2383	2010-21	DAL - Cleveland - #001191A	Completed		08/07/12	\$6,208.48	\$6,208.48	02/08/2013
#3068	472	1997-10	RPI - LAWSON - #3068	Completed	14B	10/01/97	\$8,000.00	\$8,000.00	09/01/1998
#3082	430	1997-10	CHAF-WINDTREE VILLAGE-#3082	Completed	14B	10/01/97	\$52,687.60	\$52,687.60	04/29/1998
#3083	431	1997-10	CHAF-WINDTREE VILLAGE-#3083	Completed	14B	10/01/97	\$52,687.60	\$52,687.60	04/29/1998
#3084	432	1997-10	CHAF-WINDTREE VILLAGE-#3084	Completed	14B	10/01/97	\$52,687.60	\$52,687.60	04/29/1998
#3085	433	1997-10	CHAF-WINDTREE VILLAGE-#3085	Completed	14B	10/01/97	\$57,203.35	\$57,203.35	04/29/1998
#4061	471	1997-10	RPI - COMM SERV FOUND - #4061	Completed	14B	10/01/97	\$26,500.00	\$26,500.00	09/01/1998
#4101	491	1996-14	LIL - ZIMDARS - #4101	Completed	14A	10/01/97	\$9,299.05	\$9,299.05	09/30/1998
#4104	522	1998-11	RPI - EDMISTEN - #4104	Completed	14B	10/01/98	\$6,600.00	\$6,600.00	01/26/1999
#4114	469	1997-10	RPI - BRITNER - #4114	Completed	14B	10/01/97	\$2,200.00	\$2,200.00	09/01/1998
#4115	304	1996-6	LARGO - CORNETT #4115	Completed		10/01/96	\$58,784.91	\$58,784.91	09/01/1998
#4127	473	1996-6	LARGO - JORDAN #4127	Completed		10/01/96	\$32,624.11	\$32,624.11	09/01/1998

U.S. DEPARTMENT OF HOUSING AND URBAN
DEVELOPMENT
OFFICE OF COMMUNITY PLANNING AND DEVELOPMENT
PR08 - Grantee Summary Activity Report

DATE: 12/10/2018
TIME: 4:29:03 PM
PAGE: 2/74

IDIS

Grantee Activity Number	IDIS Activity - ID	Pgm Yr Project	Activity Name	Act Stat	Matrix Code	Initial Funding Date	Funded Amount	Drawn Amount	Date of Last Draw
#4128	457	1997-9	LARGO - BLAIR - #4128	Completed		10/01/97	\$6,847.00	\$6,847.00	06/26/1998
#4135	458	1997-9	LARGO - FEASTER - #4135	Completed		10/01/97	\$8,411.00	\$8,411.00	06/26/1998
#4136	459	1997-9	LARGO - FRIEDMAN - #4136	Completed		10/01/97	\$7,729.85	\$7,729.85	06/26/1998
#4137	306	1996-6	LARGO - DIMARINO #4137	Completed		10/01/96	\$10,400.95	\$10,400.95	09/01/1998
#4138	474	1996-6	LARGO - KELLY #4138	Completed		10/01/96	\$48,506.03	\$48,506.03	09/01/1998
#4147	521	1998-11	RPI - CAREW - #4147	Completed	14A	10/01/98	\$4,050.00	\$4,050.00	01/26/1999
#4154	468	1996-14	LIL - CUSTEAD - #4154	Completed	14A	10/01/97	\$4,365.15	\$4,365.15	09/01/1998
#4156	456	1996-14	ILP - O'BRIEN - #4156	Completed	14A	10/01/97	\$2,750.00	\$2,750.00	06/10/1998
#4160	505	1998-11	RPI - DIXON - #4160	Completed	14B	10/01/98	\$27,000.00	\$27,000.00	01/26/1999
#4188	462	1996-14	ILP - STANGE - #4188	Completed	14A	10/01/97	\$2,502.50	\$2,502.50	09/01/1998
#4195	466	1996-14	ILP - PASCO - #4195	Completed	14A	10/01/97	\$2,750.00	\$2,750.00	09/01/1998
#4221	523	1998-11	RPI - VERDUGO - #4221	Completed	14B	10/01/98	\$5,150.00	\$5,150.00	01/26/1999
#4222	524	1998-11	RPI - VERDUGO - #4222	Completed	14B	10/01/98	\$4,350.00	\$4,350.00	01/26/1999
#4229	478	1997-9	LARGO - WILSON - #4229	Completed		10/01/97	\$7,468.00	\$7,468.00	09/30/1998
#4230	479	1997-9	LARGO - HUNSICKER - #4230	Completed		10/01/97	\$9,227.00	\$9,227.00	09/30/1998
#4231	480	1997-9	LARGO - BRAMWELL - #4231	Completed		10/01/97	\$9,856.61	\$9,856.61	09/30/1998
#4232	481	1997-9	LARGO - MORTON - #4232	Completed		10/01/97	\$9,650.00	\$9,650.00	09/30/1998
#4233	482	1997-9	LARGO - BRUNER - #4233	Completed		10/01/97	\$9,268.00	\$9,268.00	09/30/1998
#4234	483	1997-9	LARGO - CAMFIELD - #4234	Completed		10/01/97	\$5,980.00	\$5,980.00	09/30/1998
#4235	484	1997-9	LARGO - THURSTON - #4235	Completed		10/01/97	\$8,356.00	\$8,356.00	09/30/1998
#4256	490	1996-14	ILP - BEER - #4256	Completed	14A	10/01/97	\$722.64	\$722.64	09/30/1998
#4265	503	1998-11	RPI - REEDER - #4265	Completed	14B	10/01/98	\$2,350.00	\$2,350.00	01/26/1999
#4268	489	1996-14	LIL - CHEFAN - #4268	Completed	14A	10/01/97	\$2,750.00	\$2,750.00	09/30/1998
#4275	488	1996-14	ILP - SCALZO - #4275	Completed	14A	10/01/97	\$722.64	\$722.64	09/30/1998
#4277	532	1998-13	LARGO - GOURLAY - #4277	Completed		10/01/98	\$9,624.00	\$9,624.00	01/26/1999
#4278	529	1998-13	LARGO - BRULL - #4278	Completed		10/01/98	\$5,470.00	\$5,470.00	01/26/1999
#4279	533	1998-13	LARGO - HALL - #4279	Completed		10/01/98	\$7,258.00	\$7,258.00	01/26/1999
#4280	530	1998-13	LARGO - DIAZ - #4280	Completed		10/01/98	\$6,800.00	\$6,800.00	01/26/1999
#4281	528	1998-13	LARGO - PIXTON - #4281	Completed		10/01/98	\$5,500.00	\$5,500.00	01/26/1999
#4282	531	1998-13	LARGO - FRYE - #4282	Completed		10/01/98	\$8,300.00	\$8,300.00	01/26/1999
#4305	507	1998-11	ILP - JENKINS - #4305	Completed	14A	10/01/98	\$700.64	\$700.64	01/26/1999
#4306	506	1998-11	ILP - GREENLAW - #4306	Completed	14A	10/01/98	\$722.64	\$722.64	01/26/1999
#4312	520	1998-13	DAL - RYNEARSON - #4312	Completed	13	10/01/98	\$3,460.00	\$3,460.00	01/26/1999
#4313	514	1998-13	DAL - GEIGER - #4313	Completed	13	10/01/98	\$6,100.00	\$6,100.00	01/26/1999
#4314	516	1998-13	DAL - LOPEZ - #4314	Completed	13	10/01/98	\$6,950.00	\$6,950.00	01/26/1999
#4315	517	1998-13	DAL - SILVA - #4315	Completed	13	10/01/98	\$5,900.00	\$5,900.00	01/26/1999

U.S. DEPARTMENT OF HOUSING AND URBAN
DEVELOPMENT
OFFICE OF COMMUNITY PLANNING AND DEVELOPMENT
PR08 - Grantee Summary Activity Report

DATE: 12/10/2018
TIME: 4:29:03 PM
PAGE: 3/74

IDIS

Grantee Activity Number	IDIS Activity - ID	Pgm Yr Project	Activity Name	Act Stat	Matrix Code	Initial Funding Date	Funded Amount	Drawn Amount	Date of Last Draw
#4320	509	1998-11	ILP - MOKMA - #4320	Completed	14A	10/01/98	\$319.00	\$319.00	01/26/1999
#4324	519	1998-13	DAL - PEACE - #4324	Completed	13	10/01/98	\$6,000.00	\$6,000.00	01/26/1999
#4325	515	1998-13	DAL - LISS - #4325	Completed	13	10/01/98	\$5,700.00	\$5,700.00	01/26/1999
#4328	525	1998-11	ILP - MEUNIER - #4328	Completed	14A	10/01/98	\$2,750.00	\$2,750.00	01/26/1999
#4339	545	1998-13	DAL - RANCK - #4339	Completed	13	10/01/98	\$2,177.00	\$2,177.00	03/17/1999
#4340	543	1998-13	DAL - RAMOS - #4340	Completed	13	10/01/98	\$5,950.00	\$5,950.00	03/17/1999
#4341	544	1998-11	DAL - HARDING - #4341	Completed	13	10/01/98	\$4,930.00	\$4,930.00	03/17/1999
#5357	1122	2000-54	RPI - WALLACE - #5357	Completed	14B	04/30/01	\$56,000.00	\$56,000.00	10/03/2001
#5569	1205	2000-54	RPI - GLISSON - #5569	Completed	14B	09/25/01	\$6,200.00	\$6,200.00	12/28/2001
#5570	1204	2000-54	RPI - TOTH - #5570	Completed	14B	09/25/01	\$9,287.15	\$9,287.15	12/28/2001
#5573	1182	2000-54	RPI - CHEATTLE - #5573	Completed	14A	08/06/01	\$4,600.00	\$4,600.00	08/07/2001
#5614	1178	2000-55	TBCDC - JONES - #5614	Completed	13	08/06/01	\$7,700.00	\$7,700.00	08/07/2001
#5615	1179	2000-55	TBCDC - DALENA - #5615	Completed	13	08/06/01	\$7,600.00	\$7,600.00	08/07/2001
#5618	1180	2000-55	TBCDC - RAMIREZ - #5618	Completed	13	08/06/01	\$5,645.00	\$5,645.00	08/07/2001
#5619	1181	2000-55	TBCDC - BENSON - #5619	Completed	13	08/06/01	\$7,700.00	\$7,700.00	08/07/2001
#5642	1203	2000-54	RPI - ROBERTSON, TRE - #5642	Completed	14B	09/25/01	\$4,921.16	\$4,921.16	04/11/2002
#5647	1199	1996-6	LHBA - ANTEPENKO - #5647	Completed		09/25/01	\$7,700.00	\$7,700.00	10/03/2001
#5648	1200	1996-5	LHBA - MONROE - #5648	Completed		09/25/01	\$10,000.00	\$10,000.00	10/03/2001
#5649	1201	1996-5	LHBA - BOHMAN - #5649	Completed		09/25/01	\$7,815.00	\$7,815.00	10/03/2001
#5657	1211	2000-61	LARGO - WALSH - #5657	Completed		10/18/01	\$7,425.00	\$7,425.00	11/02/2001
#5658	1210	2000-61	LARGO - GLENNON - #5658	Completed		10/18/01	\$7,700.00	\$7,700.00	11/02/2001
#5659	1209	2000-61	LARGO - KING - #5659	Completed	13	10/18/01	\$7,340.00	\$7,340.00	11/02/2001
000066A	2397	2012-1	Joe's Creek Greenway Park Phase 4	Completed	03F	12/13/12	\$406,081.87	\$406,081.87	12/17/2014
000145A	2426	2009-6	Gooden Crossing Construction	Completed	03K	03/19/13	\$587,160.87	\$587,160.87	03/14/2014
000307A	2334	2010-19	HEP West Veterans Housing	Completed		10/31/11	\$1,808,338.73	\$1,808,338.73	05/22/2014
000357A	2362	2010-22	LDAL - Johnson - #000357A	Completed		06/14/12	\$6,065.78	\$6,065.78	06/22/2012
000358A	2364	2011-9	LDAL - Bruce - 000358A	Completed		06/14/12	\$21,065.78	\$21,065.78	06/22/2012
000490A	2363	2010-22	LDAL - Nichols - 000490A	Completed		06/14/12	\$6,128.57	\$6,128.57	06/22/2012
000491A	2366	2011-7	LSFR - Whitfield - 000491A	Completed		06/14/12	\$10,665.25	\$10,665.25	06/22/2012
000493A	2372	2011-7	LSFR -Luster - 000493A	Completed		06/15/12	\$64,381.87	\$64,381.87	06/22/2012
000494A	2368	2011-7	LSFR - Fowler - 000494A	Completed		06/14/12	\$61,174.64	\$61,174.64	06/22/2012
000495A	2367	2011-7	LSFR - Schuler - 000495A	Completed		06/14/12	\$32,675.86	\$32,675.86	06/22/2012
000499A	2359	2011-3	Dansville Phase IV	Completed	03Z	06/13/12	\$87,651.71	\$87,651.71	02/05/2016
000500A	2371	2011-7	LSFR - Meyers - 000500A	Completed		06/15/12	\$32,036.93	\$32,036.93	06/22/2012
000573A	2387	2011-8	Magnolia Court Activity Delivery	Completed	01	10/24/12	\$1,850.38	\$1,850.38	10/26/2012
000996A	2360	2011-3	Greater Ridgecrest Area CleanUp	Completed	04	06/13/12	\$14,549.05	\$14,549.05	10/26/2012

U.S. DEPARTMENT OF HOUSING AND URBAN
DEVELOPMENT
OFFICE OF COMMUNITY PLANNING AND DEVELOPMENT
PR08 - Grantee Summary Activity Report

DATE: 12/10/2018
TIME: 4:29:03 PM
PAGE: 4/74

IDIS

Grantee Activity Number	IDIS Activity - ID	Pgm Yr Project	Activity Name	Act Stat	Matrix Code	Initial Funding Date	Funded Amount	Drawn Amount	Date of Last Draw
001088A	2374	2011-4	Gulf Coast Jewish Family & Community Svcs.	Completed	03Z	07/06/12	\$37,254.00	\$37,254.00	07/07/2012
001089A	2361	2011-4	RCS Food Bank Roof Replacement	Completed	03Z	06/13/12	\$40,825.00	\$40,825.00	06/14/2012
001090A	2377	2011-4	RCS-The Haven Rehabilitation	Completed	03Z	07/06/12	\$38,340.00	\$38,340.00	07/07/2012
001091A	2380	2011-4	HEP -Roof Replacement - 701 Vine Ave	Completed	03C	07/06/12	\$6,354.00	\$6,354.00	07/07/2012
001092A	2379	2011-4	HEP -Roof Replacement - 1100 Garden Ave	Completed	03C	07/06/12	\$7,750.00	\$7,750.00	07/07/2012
001093A	2378	2011-4	HEP -Roof Replacement - 1107 Garden Ave	Completed	03C	07/06/12	\$8,990.00	\$8,990.00	07/07/2012
001094A	2381	2011-4	HEP -Roof Replacement - 1401 Garden Ave	Completed	03C	07/06/12	\$7,130.00	\$7,130.00	07/07/2012
001095A	2375	2010-19	VOA Sunrise Place	Completed	01	07/06/12	\$427,412.87	\$427,412.87	06/17/2014
001096A	2376	2007-23	Magnolia Court	Completed	01	07/06/12	\$362,527.26	\$362,527.26	11/27/2013
001096B	2382	2007-23	CHAF-Magnolia Court	Completed		07/25/12	\$1,546,115.75	\$1,546,115.75	02/24/2015
001191A	2386	2011-9	DAL - Cleveland - #001191A	Canceled		09/26/12	\$0.00	\$0.00	
001192A	2385	2011-9	LDAL - May - #001192A	Completed		09/26/12	\$26,104.37	\$26,104.37	09/27/2012
001193A	2384	2011-9	LDAL - Campbell - #001193A	Completed		09/26/12	\$26,104.37	\$26,104.37	09/27/2012
001194A	2395	2011-7	Holmer, Michael - 001194A	Completed		10/26/12	\$120,827.65	\$120,827.65	02/07/2013
001198A	2412	2010-21	DAL - Thomas - 001198A	Completed		01/29/13	\$6,040.92	\$6,040.92	02/08/2013
001199A	2400	2010-21	DAL - Goniwiecha - 001199A	Completed		01/23/13	\$6,040.92	\$6,040.92	02/08/2013
001209A	2413	2010-21	DAL - Wilkins - 001209A	Completed		01/29/13	\$6,005.00	\$6,005.00	02/08/2013
001210A	2414	2010-21	DAL - Thibodeau - 001210A	Completed		01/29/13	\$6,005.00	\$6,005.00	02/08/2013
001211A	2415	2010-21	DAL - Hoover/O'Neill - 001211A	Completed		02/06/13	\$5,935.00	\$5,935.00	02/08/2013
001212A	2401	2010-21	DAL - Vicheto - 001212A	Completed		01/23/13	\$5,965.00	\$5,965.00	02/08/2013
001213A	2416	2010-21	DAL Raczkowski - 001213A	Completed		01/29/13	\$6,005.00	\$6,005.00	02/08/2013
001214A	2417	2010-21	DAL - Maskal/Kirk - 001214A	Completed		01/29/13	\$6,045.00	\$6,045.00	02/08/2013
001215A	2418	2010-21	DAL - Prasad - 001215A	Completed		01/29/13	\$6,045.00	\$6,045.00	02/08/2013
001216A	2419	2010-21	DAL - Dacic - 001216A	Completed		01/29/13	\$5,965.00	\$5,965.00	02/08/2013
001217A	2420	2010-21	DAL - Erickson - 001217A	Completed		01/29/13	\$5,265.00	\$5,265.00	02/08/2013
001360A	2396	2011-9	LDAL - Robbins, Anthony - 001360A	Completed		10/26/12	\$5,500.00	\$5,500.00	01/26/2013
001362A	2421	2011-9	DAL - Minutolo - 001362A	Completed		02/05/13	\$4,715.00	\$4,715.00	02/08/2013
001363A	2425	2011-9	DAL - Bowling - 001363A	Completed		02/06/13	\$6,005.00	\$6,005.00	05/17/2013
001364A	2422	2011-9	DAL - Herbert - 001364A	Completed		02/05/13	\$5,965.00	\$5,965.00	02/08/2013
001365A	2423	2011-9	DAL - Lawrence - 001365A	Completed		02/05/13	\$6,005.00	\$6,005.00	02/08/2013
001366A	2424	2011-9	DAL - Keller - 001366A	Completed		02/05/13	\$6,005.00	\$6,005.00	02/08/2013
001368A	2388	2011-8	Transfiguration Manor Sr. Housing	Completed		10/25/12	\$708,242.41	\$708,242.41	02/24/2015
001370A	2393	2011-9	Reiman, Bryan - 001370A	Completed		10/26/12	\$5,965.00	\$5,965.00	02/08/2013
001371A	2391	2011-9	Kessen, Shannon - 001371A	Completed		10/26/12	\$5,965.00	\$5,965.00	02/08/2013
001372A	2390	2011-9	Graham - 001372A	Completed		10/26/12	\$5,965.00	\$5,965.00	02/08/2013
001373A	2392	2011-9	Dixon - 001373A	Completed		10/26/12	\$5,965.00	\$5,965.00	02/08/2013

U.S. DEPARTMENT OF HOUSING AND URBAN
DEVELOPMENT
OFFICE OF COMMUNITY PLANNING AND DEVELOPMENT
PR08 - Grantee Summary Activity Report

DATE: 12/10/2018
TIME: 4:29:03 PM
PAGE: 5/74

IDIS

Grantee Activity Number	IDIS Activity - ID	Pgm Yr Project	Activity Name	Act Stat	Matrix Code	Initial Funding Date	Funded Amount	Drawn Amount	Date of Last Draw
001374A	2394	2011-9	Paz, Juana - 001374A	Completed		10/26/12	\$5,815.00	\$5,815.00	02/08/2013
001375A	2389	2011-9	Monterrosa-Baumbarger - 001375A	Completed		10/26/12	\$5,965.00	\$5,965.00	02/08/2013
001407A	2406	2012-3	City Pinellas Park Sidewalk/Streetscape	Completed	03L	01/28/13	\$100,000.00	\$100,000.00	11/27/2013
001408A	2399	2012-2	UPARC Harborside Studios Rehabilitation	Completed	03B	12/13/12	\$300,000.00	\$300,000.00	11/27/2013
001410A	2427	2012-1	Target Area Site Development	Completed	02	03/19/13	\$37,375.15	\$37,375.15	12/17/2014
001411A	2440	2012-6	Rental Housing Preservation Program Activity Delivery	Completed	14H	07/10/13	\$12,745.64	\$12,745.64	11/27/2013
001412A	2430	2012-6	Homeowner Preservation Program Delivery	Completed	14H	03/22/13	\$4,437.74	\$4,437.74	11/27/2013
001416A	2404	2012-3	Public Infrastructure Program Delivery	Completed	03Z	01/25/13	\$11,469.64	\$11,469.64	11/27/2013
001417A	2408	2012-2	Public Facilities Activity Delivery	Completed	03Z	01/28/13	\$17,229.25	\$17,229.25	08/30/2013
001424C	2436	2011-8	Cypress Pointe - CHAF	Completed		07/11/13	\$1,430,685.90	\$1,430,685.90	08/07/2015
001425A	2431	2012-6	Target Area Code Enforcement	Completed	15	04/22/13	\$36,017.04	\$36,017.04	11/27/2013
001565A	2434	2011-4	Directions for Mental Health Rehab	Completed	03Z	04/22/13	\$122,305.00	\$122,305.00	08/30/2013
001566A	2435	2011-4	Girls Incorporated of Pinellas Design	Completed	03D	04/22/13	\$30,000.00	\$30,000.00	08/30/2013
001567A	2433	2011-4	RCS Haven Outreach Center	Completed	03C	04/22/13	\$41,000.00	\$41,000.00	11/27/2013
001572A	2437	2011-7	LSFR - Keller - 001572A	Completed		05/16/13	\$15,601.58	\$15,601.58	05/17/2013
001577A	2445	2012-7	Habitat-46th Avenue Subdivision	Completed	01	11/26/13	\$205,000.00	\$205,000.00	02/01/2017
001578A	2438	2012-6	PARC - Burkett Villa Rehab	Completed	03B	07/10/13	\$90,324.94	\$90,324.94	08/30/2013
001579A	2439	2012-6	PARC Curry Villa Rehab	Completed	03B	07/10/13	\$152,341.94	\$152,341.94	08/30/2013
001580A	2443	2012-6	PCHF - 8631 Orchid Dr.	Completed	14G	08/28/13	\$161,925.54	\$161,925.54	04/22/2015
001582A	2442	2012-8	LDPA - Ramos - #001582A	Completed		07/10/13	\$6,000.00	\$6,000.00	07/13/2013
001657A	2441	2012-8	LDAL - Rothwell - #001657A	Completed		07/10/13	\$26,000.00	\$26,000.00	07/13/2013
001658A	2444	2012-8	LDPA - Rondeau - 001658A	Completed		09/26/13	\$26,000.00	\$26,000.00	05/21/2014
001668A	2409	2012-4	COC Homeless Match - Directions Operations	Completed	05O	01/28/13	\$117,000.00	\$117,000.00	11/27/2013
001756A	2560	2016-1	Pine Street Sidewalk Improvements	Open	03L	12/29/16	\$99,550.00	\$61,066.91	11/22/2018
001853A	2463	2013-6	LSFR - Lowe/Cook - #001853A	Completed		08/27/14	\$136,965.13	\$136,965.13	02/24/2015
001854A	2460	2012-6	LSFR - Moore - #001854A	Completed		05/07/14	\$46,758.49	\$46,758.49	05/22/2014
001855A	2461	2012-6	LSFR - Pence/Childress - #001855A	Completed		05/07/14	\$46,167.12	\$46,167.12	05/22/2014
001861A	2453	2013-1	Target Area Improvement Program Activity Delivery	Completed	03Z	03/10/14	\$64,189.53	\$64,189.53	12/17/2014
001863A	2454	2013-3	Public Infrastructure Program Activity Delivery	Completed	03Z	03/10/14	\$21,188.64	\$21,188.64	12/17/2014
	2484	2014-4	Public Infrastructure Program Activity Delivery	Completed	03Z	03/03/15	\$14,533.95	\$14,533.95	11/05/2015
001864A	2455	2013-2	Public Facilities Program Activity Delivery	Completed	03Z	03/10/14	\$29,263.02	\$29,263.02	12/17/2014
001869A	2456	2013-1	Target Area Pre-Development Activities	Completed	03Z	03/10/14	\$48,178.00	\$48,178.00	12/17/2014
001870A	2450	2013-1	Lealman Code Enforcement	Completed	15	03/10/14	\$51,854.10	\$51,854.10	12/17/2014
001964A	2465	2013-6	PCHA-Landings at Cross Bayou	Completed		09/12/14	\$303,040.64	\$303,040.64	02/24/2015
002007A	2452	2013-4	Directions for Living Operations	Completed	05O	03/10/14	\$72,676.83	\$72,676.83	12/17/2014
002008A	2451	2013-4	GRA YMCA-Omni Center Operations	Completed	05Z	03/10/14	\$235,000.00	\$235,000.00	11/05/2014

U.S. DEPARTMENT OF HOUSING AND URBAN
DEVELOPMENT
OFFICE OF COMMUNITY PLANNING AND DEVELOPMENT
PR08 - Grantee Summary Activity Report

DATE: 12/10/2018
TIME: 4:29:03 PM
PAGE: 6/74

IDIS

Grantee Activity Number	IDIS Activity - ID	Pgm Yr Project	Activity Name	Act Stat	Matrix Code	Initial Funding Date	Funded Amount	Drawn Amount	Date of Last Draw
002013A	2459	2013-2	RCS Facility Construction	Completed	03C	04/29/14	\$300,000.00	\$300,000.00	11/05/2014
002014A	2467	2013-3	City of Dunedin Streetscape & Sidewalk	Completed	03K	09/24/14	\$205,500.00	\$205,500.00	11/05/2014
002017A	2464	2013-7	Pinellas Hope III	Completed		09/11/14	\$207,190.21	\$207,190.21	12/17/2016
002019A	2486	2013-3	City of Oldsmar Street Resurfacing Project	Completed	03K	03/03/15	\$87,500.00	\$87,500.00	03/17/2015
002020A	2489	2013-3	City of Indian Rocks Beach Sidewalk Project	Completed	03K	03/03/15	\$300,000.00	\$300,000.00	08/19/2015
002021A	2466	2013-1	Greater Ridgecrest Cleanup (13/14)	Completed	05V	09/24/14	\$11,520.35	\$11,520.35	12/17/2014
	2506	2014-1	Greater Ridgecrest Cleanup (14/15)	Completed	05V	08/17/15	\$14,479.77	\$14,479.77	09/29/2015
002069A	2458	2013-1	Central Lealman Sidewalks	Completed	03L	04/29/14	\$231,902.74	\$231,902.74	03/17/2015
002201A-D	2516	2014-1	Central Lealman Joe's Creek Park 14-15-Design	Completed	03F	11/04/15	\$68,597.15	\$68,597.15	05/01/2018
002331A	2479	2013-8	LDPA - Kinderberg - #002331A	Completed		02/24/15	\$26,205.00	\$26,205.00	02/26/2016
002340A	2483	2014-1	Target Area Improvement Program Activity Delivery	Completed	03Z	03/03/15	\$16,171.53	\$16,171.53	11/05/2015
002343A	2482	2014-3	Public Facilities Program Activity Delivery	Completed	03Z	03/03/15	\$32,740.40	\$32,740.40	11/05/2015
002345A	2472	2013-7	Duval Park	Completed		09/29/14	\$807,876.34	\$807,876.34	09/28/2016
002374A	2491	2013-7	Whispering Palms	Completed		03/27/15	\$956,346.92	\$956,346.92	09/27/2016
002375A	2485	2013-6	Sandpebble Apartments	Completed	14B	03/03/15	\$391,083.06	\$391,083.06	02/01/2017
002376A	2481	2014-1	Lealman Code Enforcement 14/15	Completed	15	02/27/15	\$54,447.63	\$54,447.63	11/05/2015
002382A	2488	2014-3	Girls, Inc. Facility Rehabilitation	Completed	03D	03/03/15	\$323,745.00	\$323,745.00	08/19/2015
002383A	2480	2014-1	Target Area Pre-Development	Completed	03Z	02/27/15	\$61,127.57	\$61,127.57	11/05/2015
002385A	2487	2014-5	GRA YMCA-Omni Center Operations	Completed	05Z	03/03/15	\$235,000.00	\$235,000.00	09/29/2015
002442A	2494	2014-5	Catholic Charities Pinellas Hope Operations	Completed	03T	04/20/15	\$40,000.00	\$40,000.00	06/19/2015
002443A	2490	2014-5	Pinellas Opportunity Council Chore Services	Completed	05A	03/17/15	\$30,000.00	\$30,000.00	11/05/2015
	2531	2015-4	Pinellas Opportunity Council Chore Services	Completed	05A	03/25/16	\$29,999.98	\$29,999.98	11/05/2016
002484A	2493	2014-4	Demolition and Clearance 14/15-CD14DEMO1	Completed	04	04/20/15	\$6,270.01	\$6,270.01	04/22/2015
002493A	2496	2014-1	Omni Center Facility Rehabilitation	Completed	03E	06/24/15	\$110,050.00	\$110,050.00	09/29/2015
002494A	2503	2014-3	Gulf Coast Jewish Family & Community Services Facility Rehabilitation	Completed	03Z	07/08/15	\$38,701.50	\$38,701.50	11/05/2015
002543A	2501	2014-3	LCHC Cops n Kids Facility Rehabilitation - 555	Completed	03E	07/08/15	\$34,200.22	\$34,200.22	11/05/2015
002544A	2502	2014-3	LCHC Cops N Kids Facility Rehabilitation - 560	Completed	03E	07/08/15	\$24,670.02	\$24,670.02	11/05/2015
002548A	2512	2014-8	Parkside Commons - 002548A	Completed		09/22/15	\$502,679.81	\$502,679.81	09/27/2016
002551A	2505	2014-9	Meltzer, Mark - 002551A	Completed		07/31/15	\$24,455.00	\$24,455.00	02/26/2016
002559A	2495	2014-3	RCS Grace House Facility Rehabilitation	Completed	03C	06/16/15	\$116,961.08	\$116,961.08	09/29/2015
002560A	2500	2014-1	Police Athletic League Facility Rehabilitation	Completed	03E	07/08/15	\$187,649.00	\$187,649.00	02/26/2016
002565A	2507	2014-7	LSFR-Cook-002565A	Completed		09/16/15	\$181,628.63	\$181,628.63	02/26/2016
002566A	2497	2014-3	WestCare Gulfoast FL Turning Point Facility Rehabilitation	Completed	03C	06/24/15	\$22,165.75	\$22,165.75	02/05/2016
002567A	2498	2014-3	PEMHS Facility Rehabilitation	Completed	03P	07/08/15	\$52,000.00	\$52,000.00	08/19/2015
002606A	2504	2014-5	LCHC HomeShare Program Operations	Completed	05Z	07/09/15	\$13,584.00	\$13,584.00	11/05/2015

U.S. DEPARTMENT OF HOUSING AND URBAN
DEVELOPMENT
OFFICE OF COMMUNITY PLANNING AND DEVELOPMENT
PR08 - Grantee Summary Activity Report

DATE: 12/10/2018
TIME: 4:29:03 PM
PAGE: 7/74

IDIS

Grantee Activity Number	IDIS Activity - ID	Pgm Yr Project	Activity Name	Act Stat	Matrix Code	Initial Funding Date	Funded Amount	Drawn Amount	Date of Last Draw
002612A	2517	2014-7	The Villages at Tarpon	Completed		11/12/15	\$1,507,253.39	\$1,507,253.39	12/17/2016
002632A	2499	2014-5	Police Athletic League Operations	Completed	05Z	07/08/15	\$25,000.00	\$25,000.00	11/05/2015
002654A	2514	2013-6	HEP Family Shelter Rehab - Units 1 & 2	Completed	03C	09/23/15	\$40,000.00	\$40,000.00	02/05/2016
002668A	2515	2014-7	LSFR - Brown - 002668A	Completed		09/24/15	\$35,973.71	\$35,973.71	02/26/2016
002669A	2513	2014-7	LSR - Anderoos - 002669A	Completed		09/23/15	\$41,768.62	\$41,768.62	02/26/2016
002670A	2511	2014-9	LDPL - Nordaas - 002670A	Completed		09/22/15	\$26,205.00	\$26,205.00	02/26/2016
002671A	2510	2014-9	LDPL - Tovar - 002671A	Completed		09/22/15	\$26,205.00	\$26,205.00	02/26/2016
002672A	2509	2014-9	DPL - Mazzaresse - 002672A	Completed		09/22/15	\$8,030.00	\$8,030.00	02/26/2016
002673A	2508	2014-9	LDPL - Ortega - 002673A	Completed		09/22/15	\$26,245.00	\$26,245.00	02/26/2016
002730A	2520	2015-1	Target Area Improvement Program Activity Delivery 15/16	Completed	03Z	01/27/16	\$21,988.50	\$21,988.50	11/05/2016
002731A	2521	2015-3	Public Infrastructure Program Activity Delivery 15/16	Completed	03Z	01/27/16	\$22,411.90	\$22,411.90	11/05/2016
002732A	2522	2015-2	Public Facilities Program Activity Delivery 15/16	Completed	03Z	01/27/16	\$33,509.11	\$33,509.11	11/05/2016
002736A	2518	2015-1	NRSA/Target Area Pre-Development 15/16	Completed	03Z	01/27/16	\$41,901.37	\$41,901.37	11/05/2016
002740A	2523	2015-1	Lealman Code Enforcement 15/16	Completed	15	01/27/16	\$32,090.56	\$32,090.56	11/05/2016
002837A	2543	2015-1	The Arc Tampa Bay Long Center Rehabilitation	Completed	03B	07/06/16	\$25,645.00	\$25,645.00	07/22/2016
002842A	2533	2015-4	Lighthouse of Pinellas Operations	Completed	05B	04/20/16	\$20,000.00	\$20,000.00	04/22/2016
002843A	2539	2015-4	Gulfcoast Legal Servcies Fair Housing Program Operations	Completed	05J	07/06/16	\$21,444.00	\$21,444.00	11/05/2016
002845A	2530	2015-4	Omni Center Operations	Completed	05Z	03/25/16	\$235,000.00	\$235,000.00	09/28/2016
002847A	2529	2015-2	Religious Community Services Food Bank Rehabilitation	Completed	03Z	06/21/16	\$39,331.47	\$39,331.47	07/19/2016
002848A	2545	2015-1	Highpoint YMCA Facility Rehab 15/16	Completed	03E	07/20/16	\$165,165.00	\$165,165.00	11/05/2016
002852A	2538	2015-1	Pinellas County Urban Young Life Facility Rehabilitation	Completed	03E	05/17/16	\$10,742.40	\$10,742.40	11/05/2016
002853A	2540	2015-4	Directions for Living Operations	Completed	05O	07/06/16	\$126,243.85	\$126,243.85	11/05/2016
002854A	2532	2015-1	Lealman and Asian Neighborhood Family Center Acquisition and Expansion	Completed	01	03/25/16	\$280,279.98	\$280,279.98	01/27/2018
002855A	2534	2015-2	Kimberly Home Acquisition	Completed	01	05/17/16	\$133,233.34	\$133,233.34	11/05/2016
002900A	2536	2014-4	Demolition/Clearance (14/15) Willow Way Demo	Completed	04	05/17/16	\$7,830.27	\$7,830.27	11/05/2016
002904A	2575	2015-7	LDPA - 002904A	Completed		04/19/17	\$8,440.00	\$8,440.00	09/19/2017
002905A	2537	2015-1	Walter Relocation: LANFC Acquisition/Relocation	Completed	08	05/17/16	\$1,521.00	\$1,521.00	06/22/2016
002906A	2535	2015-1	Dunbar Relocation: LANFC Acquisition/Relocation	Completed	08	05/17/16	\$13,608.34	\$13,608.34	09/20/2017
002914A	2542	2015-3	City of Dunedin Streetscape Project	Completed	03K	07/06/16	\$225,000.00	\$225,000.00	11/05/2016
002915A	2546	2015-3	City of Gulfport Streetscape	Completed	03K	09/26/16	\$300,000.00	\$300,000.00	11/05/2016
002962A	2571	2015-1	Citizens Alliance for Progress Multi-Purpose Facility Design	Completed	03E	04/10/17	\$99,950.00	\$99,950.00	11/02/2017
	2547	2015-2	CASA Facility Rehabilitation	Completed	03C	09/28/16	\$287,830.00	\$287,830.00	02/01/2017
002963A	2548	2015-2	Family Resources Facility Rehabilitation	Completed	03C	11/04/16	\$13,000.00	\$13,000.00	11/05/2016
002964A	2544	2015-4	Police Athletic League Operations 15/16	Completed	05Z	07/20/16	\$18,087.00	\$18,087.00	07/22/2016
002967A	2541	2013-6	Wind Tree Village - Housing Preservation	Completed	14B	07/06/16	\$251,229.27	\$251,229.27	06/22/2017

U.S. DEPARTMENT OF HOUSING AND URBAN
DEVELOPMENT
OFFICE OF COMMUNITY PLANNING AND DEVELOPMENT
PR08 - Grantee Summary Activity Report

DATE: 12/10/2018
TIME: 4:29:03 PM
PAGE: 8/74

IDIS

Grantee Activity Number	IDIS Activity - ID	Pgm Yr Project	Activity Name	Act Stat	Matrix Code	Initial Funding Date	Funded Amount	Drawn Amount	Date of Last Draw
002974A	2566	2014-4	Clearance & Demolition 14/15 - 42nd Ave	Completed	04	01/31/17	\$1,970.01	\$1,970.01	03/02/2017
002986A	2582	2015-5	LSFR - 002986A	Completed		09/19/17	\$53,766.25	\$53,766.25	09/19/2017
002987A	2576	2015-7	LDAL - 002987A	Completed		05/12/17	\$22,731.66	\$22,731.66	09/19/2017
003017A	2551	2015-8	RCS Grace House Operations 15/16	Completed		11/16/16	\$60,000.00	\$60,000.00	02/02/2017
003018A	2549	2014-6	CASA Operations	Completed		10/14/16	\$41,000.00	\$41,000.00	10/21/2016
003029A	2558	2016-1	NRSA/Target Area Pre-Development 16/17	Completed	03Z	12/29/16	\$37,185.63	\$37,185.63	11/02/2017
003048A	2552	2016-1	Target Area Improvement Program Activity Delivery 16/17	Completed	03Z	12/16/16	\$34,182.51	\$34,182.51	11/02/2017
003049A	2556	2016-3	Public Infrastructure Program Activity Delivery 16/17	Completed	03Z	12/29/16	\$24,723.24	\$24,723.24	11/02/2017
003050A	2554	2016-2	Public Facilities Program Activity Delivery 16/17	Completed	03Z	12/29/16	\$41,104.21	\$41,104.21	11/02/2017
003052A	2577	2015-7	LDAL - 003052A	Completed		05/12/17	\$26,150.00	\$26,150.00	09/19/2017
003053A	2586	2015-7	LDAL - #003053A	Completed		09/18/17	\$26,069.37	\$26,069.37	09/19/2017
003073A	2557	2016-6	Lealman Code Enforcement 16/17	Completed	15	12/29/16	\$55,396.40	\$55,396.40	11/02/2017
003082A	2559	2016-2	McLean Relocation: Kimberly Home Acquisition/Relocation	Completed	08	12/29/16	\$4,220.00	\$4,220.00	09/20/2017
003083A	2561	2016-2	Pease Relocation: Kimberly Home Acquisition/Relocation	Completed	08	12/29/16	\$5,425.00	\$5,425.00	09/20/2017
003084A	2588	2014-7	LDAL - #003084A	Completed		09/19/17	\$17,869.08	\$17,869.08	09/19/2017
003086A	2585	2015-5	LSFR - #003086A	Completed		09/18/17	\$187,075.42	\$187,075.42	09/19/2017
003100A	2550	2015-6	The Preserve at Clam Bayou	Open		10/25/16	\$1,175,000.00	\$904,576.66	11/27/2018
003166A	2579	2016-1	Lealman Community Service Center Design/Rehabilitation -Fire Station	Completed	03E	06/21/17	\$40,659.48	\$40,659.48	07/13/2017
003174A	2570	2016-4	Police Athletic League Operations 16/17	Completed	05Z	04/10/17	\$30,000.00	\$30,000.00	06/22/2017
003175A	2567	2016-4	Pinellas Opportunity Council Chore Services 16/17	Completed	05Z	04/10/17	\$30,000.00	\$30,000.00	11/02/2017
003198A	2569	2016-4	Directions for Living Operations 16/17	Completed	05O	04/10/17	\$117,123.26	\$117,123.26	11/02/2017
003240A	2581	2016-1	YMCA Omni Center Rehab 16/17	Completed	03E	08/14/17	\$146,647.00	\$146,647.00	11/02/2017
003241A	2593	2016-3	City of Gulfport Shore Blvd Streetscape Project Phase 2	Completed	03K	11/01/17	\$300,000.00	\$300,000.00	11/02/2017
003242A	2580	2016-3	Pinellas Park CRA SW Project	Completed	03L	07/07/17	\$300,000.00	\$300,000.00	09/20/2017
003243A	2568	2016-4	Gulfcoast Legal Servcies Fair Housing Program Operations 16/17	Completed	05J	04/10/17	\$34,721.56	\$34,721.56	11/02/2017
003244A and 003244C	2574	2015-6	Palms of Pinellas	Open		04/19/17	\$775,000.00	\$739,245.84	03/07/2018
003249A	2572	2016-4	Florida Dream Center Operations 16/17	Completed	05Z	04/10/17	\$47,307.77	\$47,307.77	11/02/2017
003265A	2578	2016-2	Lighthouse Pinellas Rehab 16-17	Completed	03B	06/21/17	\$106,160.00	\$106,160.00	09/20/2017
003266A	2573	2016-4	LCHC/TSHA HomeShare Program Operations	Completed	05Z	04/10/17	\$23,251.50	\$23,251.50	11/02/2017
003368A	2583	2016-2	Catholic Charities Christopher Annex Rehab	Completed	03S	08/31/17	\$143,965.68	\$143,965.68	01/27/2018
003377A	2594	2016-2	HEP Baty Villas Study/Rehab	Completed	03C	10/26/17	\$50,370.00	\$50,370.00	11/02/2017
003381A	2592	2016-2	WestCare GulfCoast-Florida Facility Rehabilitation	Completed	03Z	10/03/17	\$24,885.30	\$24,885.30	11/02/2017
003393A	2596	2016-1	TSHA/LCHC Cops n Kids Facility Rehabilitation	Completed	03E	11/07/17	\$12,775.15	\$12,775.15	09/27/2018
003397A	2590	2016-2	PARC Curry Villa Facility Rehabilitation	Completed	03B	10/02/17	\$34,481.00	\$34,481.00	11/02/2017
003398A	2591	2016-2	PARC Burkett Villa Facility Rehabilitation	Completed	03B	10/02/17	\$12,370.00	\$12,370.00	11/02/2017

U.S. DEPARTMENT OF HOUSING AND URBAN
DEVELOPMENT
OFFICE OF COMMUNITY PLANNING AND DEVELOPMENT
PR08 - Grantee Summary Activity Report

DATE: 12/10/2018
TIME: 4:29:03 PM
PAGE: 9/74

IDIS

Grantee Activity Number	IDIS Activity - ID	Pgm Yr Project	Activity Name	Act Stat	Matrix Code	Initial Funding Date	Funded Amount	Drawn Amount	Date of Last Draw
003449A & B	2589	2016-8	LDAL - #003449A & B	Completed		09/19/17	\$26,420.00	\$26,420.00	09/19/2017
003450A	2587	2016-8	LDAL - #003450A	Completed		09/19/17	\$26,000.00	\$26,000.00	09/19/2017
003473A	2625	2016-6	LSFR - #003473A	Completed		07/06/18	\$13,226.72	\$13,226.72	08/21/2018
003484A	2584	2016-3	Clearance/Demo 16/17 - #1 - Garner	Completed	04	08/31/17	\$7,582.01	\$7,582.01	05/01/2018
003505C	2623	2016-1	Lealman Community Center Rehab (16/17)	Open	03E	06/18/18	\$300,000.00	\$146,297.98	07/19/2018
003513A	2604	2012-7	Habitat Oak Street 4 Lots	Completed	01	01/18/18	\$65,000.00	\$65,000.00	01/27/2018
003514A	2605	2012-7	Habitat Oak Street 2 Lots	Completed	01	01/18/18	\$25,000.00	\$25,000.00	01/27/2018
003515A	2603	2017-1	NRSA/Target Area Pre-Development 17/18	Completed	03Z	01/24/18	\$39,965.76	\$39,965.76	11/22/2018
003523A	2595	2014-4	Clearance/Demo #003523A	Completed	04	10/26/17	\$4,666.51	\$4,666.51	05/01/2018
003532A	2606	2017-1	Target Area Improvement Program Activity Delivery 17/18	Completed	03Z	01/24/18	\$20,458.12	\$20,458.12	09/27/2018
003533A	2607	2017-3	Public Infrastructure Activity Delivery 17/18	Completed	03Z	01/24/18	\$11,968.48	\$11,968.48	09/27/2018
003534A	2608	2017-3	Public Facility Activity Delivery 17/18	Completed	03Z	01/24/18	\$25,471.43	\$25,471.43	09/27/2018
003541A	2609	2017-1	Lealman Code Enforcement 17/18	Completed	15	01/24/18	\$55,000.00	\$55,000.00	11/22/2018
003557A	2618	2016-6	LSFR - #003557A	Completed		03/06/18	\$42,549.12	\$42,549.12	03/07/2018
003558A	2617	2015-7	LSFR - #003558A	Completed		03/06/18	\$53,083.54	\$53,083.54	03/07/2018
003559A	2616	2016-8	LDAL - #003559A	Completed		03/06/18	\$26,000.00	\$26,000.00	03/07/2018
003568A	2628	2016-6	LSFR - #003568A	Completed		07/06/18	\$71,095.90	\$71,095.90	08/21/2018
003569A	2626	2016-8	LDAL - #003569A	Completed		07/06/18	\$26,000.00	\$26,000.00	08/21/2018
003574A	2620	2017-1	Omni Center Operations 17/18	Completed	05Z	03/26/18	\$235,000.00	\$235,000.00	11/22/2018
003575A	2627	2016-8	LDAL - #003575A	Completed		07/06/18	\$36,000.00	\$36,000.00	08/21/2018
003589A	2624	2016-3	Clearance & Demolition 16/17 - 003589A	Completed	04	06/18/18	\$4,852.76	\$4,852.76	06/19/2018
003597A	2633	2016-6	LSFR - #003597A	Completed		08/21/18	\$32,603.84	\$32,603.84	08/21/2018
003618A	2610	2017-1	Dunbar Relocation: LANFC Acquisition/Relocation 17/18	Completed	08	01/24/18	\$3,360.00	\$3,360.00	09/27/2018
003619A	2611	2017-2	McLean Relocation: Kimberly Home Acquisition/Relocation 17/18	Completed	08	01/24/18	\$1,386.00	\$1,386.00	05/01/2018
003620A	2612	2017-2	Pease Relocation: Kimberly Home Acquisition/Relocation 17/18	Completed	08	01/24/18	\$3,480.00	\$3,480.00	09/27/2018
003650A	2621	2017-4	Directions for Living Operations 17/18	Completed	05Z	04/26/18	\$44,157.14	\$44,157.14	11/22/2018
003651A	2613	2017-4	Gulfcoast Legal Servcies Fair Housing Program Operations 17/18	Completed	05J	01/24/18	\$35,551.99	\$35,551.99	11/22/2018
003652A	2630	2017-4	Police Athletic League Operations 17/18	Completed	05Z	07/18/18	\$30,000.00	\$30,000.00	07/19/2018
003653A	2615	2017-4	POC Chore Services Operations 17/18	Completed	05A	03/02/18	\$30,000.00	\$30,000.00	11/22/2018
003662A	2622	2016-7	Habitat 119th Street Lot Acquisition	Completed	01	05/11/18	\$23,000.00	\$23,000.00	06/19/2018
003663A	2619	2016-7	Habitat Palm Avenue Lot Acquisition	Open	01	05/11/18	\$38,000.00	\$38,000.00	06/19/2018
003666A	2614	2016-9	Directions for Living Facility Rehab 17/18	Completed	03P	04/26/18	\$141,665.34	\$141,665.34	11/22/2018
003667A	2629	2017-2	Lighthouse Pinellas Rehab 17-18	Completed	03B	07/12/18	\$29,060.00	\$29,060.00	07/19/2018
003669A	2631	2017-2	PERC Facility Rehabilitation 17/18	Completed	03Z	07/18/18	\$50,000.00	\$50,000.00	11/22/2018
003695A	2634	2017-7	The Ranch at Pinellas Park	Open	01	08/22/18	\$400,000.00	\$400,000.00	09/27/2018

U.S. DEPARTMENT OF HOUSING AND URBAN
DEVELOPMENT
OFFICE OF COMMUNITY PLANNING AND DEVELOPMENT
PR08 - Grantee Summary Activity Report

DATE: 12/10/2018
TIME: 4:29:03 PM
PAGE: 10/74

IDIS

Grantee Activity Number	IDIS Activity - ID	Pgm Yr Project	Activity Name	Act Stat	Matrix Code	Initial Funding Date	Funded Amount	Drawn Amount	Date of Last Draw
003787A	2636	2017-3	Pinellas Park Orchid Lake Infrastructure 17/18	Open	03Z	11/19/18	\$100,000.00	\$9,913.83	11/22/2018
003788A	2632	2017-3	Gulfport - Tangerine Greenway 17/18	Open	03F	08/20/18	\$300,000.00	\$67,020.00	11/22/2018
003821A	2635	2017-3	Clearance & Demolition 17/18 - 003821A	Completed	04	09/20/18	\$5,942.26	\$5,942.26	09/27/2018
003837A	2637	2017-8	LDAL - #003837A	Completed		11/21/18	\$26,600.00	\$26,600.00	11/27/2018
003838A	2638	2017-8	LSFR - 003838A	Completed		11/21/18	\$58,686.86	\$58,686.86	11/27/2018
003839A	2639	2017-8	LDAL - #003839A	Completed		11/21/18	\$26,660.00	\$26,660.00	11/26/2018
0582400006	5	1994-1	BOCC PINELLAS COUNTY	Completed		10/21/92	\$1,738.90	\$1,738.90	04/02/1997
0582400007	6	1994-1	BOCC PINELLAS COUNTY	Completed		10/21/92	\$14,000.00	\$14,000.00	04/02/1997
0582400008	7	1994-1	BOCC PINELLAS COUNTY	Completed		10/21/92	\$6,681.10	\$6,681.10	04/02/1997
0582400009	8	1994-1	BOCC PINELLAS COUNTY	Completed		10/21/92	\$15,000.00	\$15,000.00	04/02/1997
0582400010	9	1994-1	PINELLAS COUNTY-CNSRT	Completed		10/20/92	\$1,103,912.00	\$1,103,912.00	04/02/1997
0582400011	10	1994-1	BOCC PINELLAS COUNTY	Completed		11/24/92	\$16,972.25	\$16,972.25	04/02/1997
0582400012	11	1994-1	CNSRT-PINELLAS COUNTY	Completed		11/24/92	\$14,500.00	\$14,500.00	04/02/1997
0582400013	12	1994-1	BOCC PINELLAS COUNTY	Completed		11/24/92	\$6,043.55	\$6,043.55	04/02/1997
0582400014	13	1994-1	PINELLAS COUNTY-CNSRT	Completed		12/10/92	\$23,515.85	\$23,515.85	04/02/1997
0582400015	14	1994-1	BOCC PINELLAS COUNTY	Completed		01/07/93	\$8,717.98	\$8,717.98	04/02/1997
0582400016	15	1994-1	CNSRT-PINELLAS COUNTY	Completed		01/22/93	\$20,459.25	\$20,459.25	04/02/1997
0582400018	17	1994-1	CNSRT-PINELLAS COUNTY	Completed		02/25/93	\$9,478.05	\$9,478.05	04/02/1997
0582400019	18	1994-1	PINELLAS COUNTY-CNSRT	Completed		05/27/93	\$7,416.75	\$7,416.75	04/02/1997
0582400020	19	1994-1	PINELLAS COUNTY-CNSRT	Completed		05/27/93	\$9,503.10	\$9,503.10	04/02/1997
0582400021	20	1994-1	PINELLAS COUNTY-CNSRT	Completed		07/07/93	\$27,354.95	\$27,354.95	04/02/1997
0582400022	21	1994-1	PINELLAS COUNTY-CNSRT	Completed		09/09/93	\$1,762.00	\$1,762.00	04/02/1997
0582400023	22	1994-1	PINELLAS COUNTY-CNSRT	Completed		09/23/93	\$1,650.00	\$1,650.00	04/02/1997
0582400024	23	1994-1	PINELLAS COUNTY-CNSRT	Completed		09/23/93	\$1,860.00	\$1,860.00	04/02/1997
0582400025	24	1994-1	PINELLAS COUNTY-CNSRT	Completed		09/23/93	\$1,890.00	\$1,890.00	04/02/1997
0582400026	25	1994-1	PINELLAS COUNTY-CNSRT	Completed		09/29/93	\$1,713.00	\$1,713.00	04/02/1997
0582400027	26	1994-1	PINELLAS COUNTY-CNSRT	Completed		09/29/93	\$1,000.00	\$1,000.00	04/02/1997
0582400028	27	1994-1	PINELLAS COUNTY-CNSRT	Completed		09/29/93	\$12,240.00	\$12,240.00	04/02/1997
0582400029	28	1994-1	PINELLAS COUNTY-CNSRT	Completed		10/01/93	\$10,410.00	\$10,410.00	04/02/1997
0582400030	29	1994-1	PINELLAS COUNTY-CNSRT	Completed		10/06/93	\$17,603.10	\$17,603.10	04/02/1997
0582400031	30	1994-1	PINELLAS COUNTY-CNSRT	Completed		10/14/93	\$1,890.00	\$1,890.00	04/02/1997
0582400032	31	1994-1	PINELLAS COUNTY-CNSRT	Completed		10/19/93	\$10,151.55	\$10,151.55	04/02/1997
0582400034	32	1994-1	PINELLAS COUNTY-CNSRT	Completed		10/19/93	\$1,887.00	\$1,887.00	04/02/1997
0582400035	33	1994-1	PINELLAS COUNTY-CNSRT	Completed		10/29/93	\$39,324.26	\$39,324.26	04/02/1997
0582400037	34	1994-1	PINELLAS COUNTY-CNSRT	Completed		11/15/93	\$7,250.00	\$7,250.00	04/02/1997
0582400038	35	1994-1	PINELLAS COUNTY-CNSRT	Completed		11/15/93	\$2,137.00	\$2,137.00	04/02/1997

U.S. DEPARTMENT OF HOUSING AND URBAN
DEVELOPMENT
OFFICE OF COMMUNITY PLANNING AND DEVELOPMENT
PR08 - Grantee Summary Activity Report

DATE: 12/10/2018
TIME: 4:29:03 PM
PAGE: 11/74

IDIS

Grantee Activity Number	IDIS Activity - ID	Pgm Yr Project	Activity Name	Act Stat	Matrix Code	Initial Funding Date	Funded Amount	Drawn Amount	Date of Last Draw
0582400039	36	1994-1	PINELLAS COUNTY-CNSRT	Completed		11/15/93	\$1,437.00	\$1,437.00	04/02/1997
0582400040	37	1994-1	PINELLAS COUNTY-CNSRT	Completed		11/15/93	\$1,947.00	\$1,947.00	04/02/1997
0582400041	38	1994-1	PINELLAS COUNTY-CNSRT	Completed		11/15/93	\$1,497.00	\$1,497.00	04/02/1997
0582400042	39	1994-1	PINELLAS COUNTY-CNSRT	Completed		11/22/93	\$602,000.00	\$602,000.00	04/02/1997
0582400043	40	1994-1	PINELLAS COUNTY-CNSRT	Completed		11/29/93	\$1,680.00	\$1,680.00	04/02/1997
0582400044	41	1994-1	PINELLAS COUNTY-CNSRT	Completed		11/29/93	\$1,860.00	\$1,860.00	04/02/1997
0582400049	42	1994-1	PINELLAS COUNTY-CNSRT	Completed		12/07/93	\$1,797.00	\$1,797.00	04/02/1997
0582400050	43	1994-1	PINELLAS COUNTY-CNSRT	Completed		12/13/93	\$2,097.00	\$2,097.00	04/02/1997
0582400051	44	1994-1	PINELLAS COUNTY-CNSRT	Completed		12/13/93	\$1,000.00	\$1,000.00	04/02/1997
0582400052	45	1994-1	PINELLAS COUNTY-CNSRT	Completed		12/13/93	\$28,779.30	\$28,779.30	04/02/1997
0582400053	46	1994-1	PINELLAS COUNTY-CNSRT	Completed		12/14/93	\$1,830.00	\$1,830.00	04/02/1997
0582400054	47	1994-1	PINELLAS COUNTY-CNSRT	Completed		12/20/93	\$1,497.00	\$1,497.00	04/02/1997
0582400055	48	1994-1	PINELLAS COUNTY-CNSRT	Completed		12/20/93	\$1,230.00	\$1,230.00	04/02/1997
0582400056	49	1994-1	PINELLAS COUNTY-CNSRT	Completed		12/22/93	\$2,100.00	\$2,100.00	04/02/1997
0582400057	50	1994-1	PINELLAS COUNTY-CNSRT	Completed		12/22/93	\$1,665.00	\$1,665.00	04/02/1997
0582400058	51	1994-1	PINELLAS COUNTY-CNSRT	Completed		12/28/93	\$1,695.00	\$1,695.00	04/02/1997
0582400059	52	1994-1	PINELLAS COUNTY-CNSRT	Completed		01/04/94	\$1,725.00	\$1,725.00	04/02/1997
0582400060	53	1994-1	PINELLAS COUNTY-CNSRT	Completed		01/31/94	\$1,197.00	\$1,197.00	04/02/1997
0582400062	54	1994-1	PINELLAS COUNTY-CNSRT	Completed		01/31/94	\$113,878.42	\$113,878.42	04/02/1997
0582400063	55	1994-1	PINELLAS COUNTY-CNSRT	Completed		02/18/94	\$1,440.00	\$1,440.00	04/02/1997
0582400065	56	1994-1	PINELLAS COUNTY-CNSRT	Completed		02/18/94	\$2,010.00	\$2,010.00	04/02/1997
0582400067	57	1994-1	PINELLAS COUNTY-CNSRT	Completed		02/17/94	\$1,380.00	\$1,380.00	04/02/1997
0582400068	58	1994-1	PINELLAS COUNTY-CNSRT	Completed		02/23/94	\$13,388.90	\$13,388.90	04/02/1997
0582400069	59	1994-1	PINELLAS COUNTY-CNSRT	Completed		02/28/94	\$1,545.00	\$1,545.00	04/02/1997
0582400070	60	1994-1	PINELLAS COUNTY-CNSRT	Completed		02/28/94	\$3,770.00	\$3,770.00	04/02/1997
0582400071	61	1994-1	PINELLAS COUNTY-CNSRT	Completed		03/07/94	\$30,941.10	\$30,941.10	04/02/1997
0582400072	62	1994-1	PINELLAS COUNTY-CNSRT	Completed		03/07/94	\$1,350.00	\$1,350.00	04/02/1997
0582400073	63	1994-1	PINELLAS COUNTY-CNSRT	Completed		03/08/94	\$1,197.00	\$1,197.00	04/02/1997
0582400075	64	1994-1	PINELLAS COUNTY-CNSRT	Completed		04/11/94	\$5,360.00	\$5,360.00	04/02/1997
0582400076	65	1994-1	PINELLAS COUNTY-CNSRT	Completed		04/11/94	\$1,440.00	\$1,440.00	04/02/1997
0582400077	66	1994-1	PINELLAS COUNTY-CNSRT	Completed		04/07/94	\$1,587.00	\$1,587.00	04/02/1997
0582400078	67	1994-1	PINELLAS COUNTY-CNSRT	Completed		04/22/94	\$1,305.00	\$1,305.00	04/02/1997
0582400079	68	1994-1	PINELLAS COUNTY-CNSRT	Completed		04/22/94	\$1,372.00	\$1,372.00	04/02/1997
0582400080	69	1994-1	PINELLAS COUNTY-CNSRT	Completed		04/29/94	\$32,818.15	\$32,818.15	04/02/1997
0582400082	70	1994-1	PINELLAS COUNTY-CNSRT	Completed		05/11/94	\$5,496.00	\$5,496.00	04/02/1997
0582400083	71	1994-1	PINELLAS COUNTY-CNSRT	Completed		05/19/94	\$1,545.00	\$1,545.00	04/02/1997

U.S. DEPARTMENT OF HOUSING AND URBAN
DEVELOPMENT
OFFICE OF COMMUNITY PLANNING AND DEVELOPMENT
PR08 - Grantee Summary Activity Report

DATE: 12/10/2018
TIME: 4:29:03 PM
PAGE: 12/74

IDIS

Grantee Activity Number	IDIS Activity - ID	Pgm Yr Project	Activity Name	Act Stat	Matrix Code	Initial Funding Date	Funded Amount	Drawn Amount	Date of Last Draw
0582400084	72	1994-1	PINELLAS COUNTY-CNSRT	Completed		06/01/94	\$1,515.00	\$1,515.00	04/02/1997
0582400085	73	1994-1	PINELLAS COUNTY-CNSRT	Completed		06/07/94	\$5,100.00	\$5,100.00	04/02/1997
0582400086	74	1994-1	PINELLAS COUNTY-CNSRT	Completed		10/27/94	\$5,259.05	\$5,259.05	04/02/1997
0582400087	75	1994-1	PINELLAS COUNTY-CNSRT	Completed		09/18/95	\$27,174.90	\$27,174.90	04/02/1997
0582400088	76	1994-1	BORDA - BOOT RANCH	Completed		11/27/95	\$1,600,000.00	\$1,600,000.00	04/02/1997
0777900001	108	1994-1	PINELLAS COUNTY-CNSRT	Completed		06/26/95	\$435,000.00	\$435,000.00	04/02/1997
1406	561	1998-11	LIL - BORKOWSKI - #1406	Completed	14A	10/01/98	\$3,333.50	\$3,333.50	05/28/1999
1537	277	1996-14	LIL - GREEN - #1537	Completed	14A	10/01/96	\$8.45	\$8.45	06/26/1997
1724	567	1998-11	LIL - NOTRO - #1724	Completed	14A	10/01/98	\$13,723.95	\$13,723.95	05/28/1999
1821000001	87	1994-1	PINELLAS COUNTY-CNSRT	Completed		11/15/93	\$55,203.31	\$55,203.31	04/02/1997
1821000002	88	1994-1	PINELLAS COUNTY-CNSRT	Completed		11/15/93	\$57,353.16	\$57,353.16	04/02/1997
1821000003	89	1994-1	PINELLAS COUNTY-CNSRT	Completed		01/24/94	\$66,092.00	\$66,092.00	04/02/1997
1821000004	90	1994-1	PINELLAS COUNTY-CNSRT	Completed		02/03/94	\$65,700.00	\$65,700.00	04/02/1997
1821000005	91	1994-1	PINELLAS COUNTY-CNSRT	Completed		04/22/94	\$65,431.62	\$65,431.62	04/02/1997
1821000006	92	1994-1	PINELLAS COUNTY-CNSRT	Completed		10/04/94	\$56,000.00	\$56,000.00	04/02/1997
1821000007	93	1994-1	PINELLAS COUNTY-CNSRT	Completed		02/13/95	\$42,000.00	\$42,000.00	04/02/1997
1821000008	94	1994-1	PINELLAS COUNTY-CNSRT	Completed		03/01/95	\$66,357.84	\$66,357.84	04/02/1997
1821000009	95	1994-1	PINELLAS COUNTY-CNSRT	Completed		05/10/95	\$62,300.00	\$62,300.00	04/02/1997
1821000010	96	1994-1	PINELLAS COUNTY-CNSRT	Completed		06/20/95	\$52,119.00	\$52,119.00	04/02/1997
1821000011	97	1994-1	PINELLAS COUNTY-CNSRT	Completed		06/19/95	\$55,445.00	\$55,445.00	04/02/1997
1821000012	98	1994-1	PINELLAS COUNTY-CNSRT	Completed		11/29/95	\$77,371.02	\$77,371.02	04/02/1997
1821000013	99	1994-1	PINELLAS COUNTY-CNSRT	Completed		12/12/95	\$50,554.21	\$50,554.21	04/02/1997
1821000014	100	1994-1	PINELLAS COUNTY-CNSRT	Completed		01/24/96	\$68,100.00	\$68,100.00	04/02/1997
1821000015	101	1994-1	PINELLAS COUNTY-CNSRT	Completed		05/07/96	\$59,966.07	\$59,966.07	04/02/1997
1821000016	102	1994-1	PINELLAS COUNTY-CNSRT	Completed		06/24/96	\$65,500.00	\$65,500.00	04/02/1997
1821000017	103	1994-1	CNHS - WILLIAMS #2798	Completed		10/24/96	\$78,300.00	\$78,300.00	09/26/1997
1821000018	104	1994-1	CNHS - WILSON #2799	Completed		10/24/96	\$69,300.00	\$69,300.00	09/26/1997
1821000019	105	1994-1	CNHS - SIMMONS #2800	Completed		10/24/96	\$57,880.00	\$57,880.00	09/26/1997
1821000020	106	1994-1	CNHS - COLLINS #2898	Completed		02/19/97	\$64,569.00	\$64,569.00	09/26/1997
1872	585	1998-11	LIL - TARGAKIS - #1872	Completed	14A	10/01/98	\$2,916.50	\$2,916.50	09/17/1999
2	2447	2012-5	ES12 Rapid Re-housing	Completed		11/26/13	\$143,586.05	\$143,586.05	03/18/2015
2129	321	1996-1	SANDPEBBLE APARTMENTS	Completed	12	06/20/97	\$474,574.00	\$474,574.00	03/03/1999
2252	692	1998-11	LIL - BALNICKY - #2252	Completed	14A	10/01/98	\$3,222.55	\$3,222.55	09/17/1999
2392	292	1996-12	SUP - COVENANT FOUNDATION #2392	Completed	14B		\$0.00	\$0.00	
2722	272	1996-14	LIL - EVANS - #2722	Completed	14A		\$0.00	\$0.00	
2731	273	1996-14	LIL - DAVIS - #2731	Completed	14A		\$0.00	\$0.00	

U.S. DEPARTMENT OF HOUSING AND URBAN
DEVELOPMENT
OFFICE OF COMMUNITY PLANNING AND DEVELOPMENT
PR08 - Grantee Summary Activity Report

DATE: 12/10/2018
TIME: 4:29:03 PM
PAGE: 13/74

IDIS

Grantee Activity Number	IDIS Activity - ID	Pgm Yr Project	Activity Name	Act Stat	Matrix Code	Initial Funding Date	Funded Amount	Drawn Amount	Date of Last Draw
2759	270	1996-14	LIL - EPP - #2759	Completed	14A		\$0.00	\$0.00	
2763	267	1996-14	LIL - YELVERTON - #2763	Completed	14A		\$0.00	\$0.00	
2767	296	1996-12	RPI - HILBERT #2767	Completed	14B		\$0.00	\$0.00	
2774	295	1996-12	RPI - POINDEXTER	Completed	14B		\$0.00	\$0.00	
2778	323	1996-14	ILP - COVENANT FOUND. - #2778	Completed	14A		\$0.00	\$0.00	
2781	293	1996-12	RPI - MICKLE #2781	Completed	14B	09/26/96	\$32,600.00	\$32,600.00	06/26/1997
2786	377	1996-12	RPI - JOHNSON - #2786	Completed	14B		\$0.00	\$0.00	
2788	279	1996-14	LIL - WALKER - #2788	Completed	14A		\$0.00	\$0.00	
2791	286	1996-12	RPI - RATLIFF #2791	Completed	14B	10/11/96	\$3,800.00	\$3,800.00	07/22/1997
2792	285	1996-12	RPI - KORRAT	Completed	14B		\$0.00	\$0.00	
2794	278	1996-14	RPI - CAREW - #2794	Completed	14A		\$0.00	\$0.00	
2795	276	1996-14	RPI - CAREW - #2795	Completed	14A		\$0.00	\$0.00	
2804	284	1996-12	RPI - BELL	Completed	14B		\$0.00	\$0.00	
2810	282	1996-12	RPI - BLEVINS #2810	Completed	14B		\$0.00	\$0.00	
2814	280	1996-14	RPI - VALLONE - #2814	Completed	14A		\$0.00	\$0.00	
2822	300	1996-5	LARGO - BAILEY #2822	Completed		11/18/96	\$8,350.00	\$8,350.00	09/26/1997
2823	301	1996-5	LARGO - SNYDER #2823	Completed		11/18/96	\$4,959.13	\$4,959.13	09/26/1997
2824	302	1996-5	LARGO - HUNTER	Completed		11/18/96	\$9,352.00	\$9,352.00	09/26/1997
2825	303	1996-5	LARGO - LARSON	Completed		11/18/96	\$8,150.00	\$8,150.00	09/26/1997
2828	283	1996-12	RPI - TRESH #2828	Completed	14B		\$0.00	\$0.00	
2839	268	1996-14	RPI - SORELLE - #2839	Completed	14A		\$0.00	\$0.00	
2842	290	1996-12	RPI - HO #2842	Completed	14B	12/11/96	\$9,200.00	\$9,200.00	06/26/1997
2851	291	1996-12	RPI - GOO #2851	Completed	14B	05/07/97	\$8,250.00	\$8,250.00	06/26/1997
2854	305	1996-4	CLW - HUNTER - #2854	Completed		12/20/96	\$21,171.75	\$21,171.75	04/29/1998
2856	308	1996-4	CLW - FEROBEN - #2856	Completed		12/20/96	\$29,497.50	\$29,497.50	04/29/1998
2859	311	1996-4	CLW - STANINZESKI - #2859	Completed		12/20/96	\$7,433.25	\$7,433.25	04/29/1998
2863	443	1996-4	CLW - HUTCHINSON - #2863	Completed		09/30/97	\$19,742.13	\$19,742.13	04/29/1998
2864	445	1996-4	CLW - LONGWORTH - #2864	Completed		09/30/97	\$28,473.08	\$28,473.08	04/29/1998
2865	442	1996-4	CLW - FEIDLER - #2865	Completed		09/30/97	\$14,445.00	\$14,445.00	04/29/1998
2866	309	1996-4	CLW - CASSARA - #2866	Completed		12/20/96	\$30,000.00	\$30,000.00	04/29/1998
2867	448	1996-4	CLW - WAGGETT - #2867	Completed		09/30/97	\$20,000.00	\$20,000.00	04/29/1998
2868	310	1996-4	CLW - CRAIG - #2868	Completed		12/20/96	\$36,000.00	\$36,000.00	04/29/1998
2869	444	1996-4	CLW - JELKS - #2869	Completed		09/30/97	\$26,394.25	\$26,394.25	04/29/1998
2870	446	1996-4	CLW - MINNIEFIELD - #2870	Completed		10/01/97	\$25,000.00	\$25,000.00	04/29/1998
2871	447	1996-4	CLW - SCHWARTZ - #2871	Completed		09/30/97	\$27,500.00	\$27,500.00	04/29/1998
2886	289	1996-12	RPI - CASSIDY #2886	Completed	14B	02/03/97	\$8,000.00	\$8,000.00	06/26/1997

U.S. DEPARTMENT OF HOUSING AND URBAN
DEVELOPMENT
OFFICE OF COMMUNITY PLANNING AND DEVELOPMENT
PR08 - Grantee Summary Activity Report

DATE: 12/10/2018
TIME: 4:29:03 PM
PAGE: 14/74

IDIS

Grantee Activity Number	IDIS Activity - ID	Pgm Yr Project	Activity Name	Act Stat	Matrix Code	Initial Funding Date	Funded Amount	Drawn Amount	Date of Last Draw
2889	271	1996-14	LIL - ROSKI - #2889	Completed	14A	05/26/97	\$19,651.45	\$19,651.45	06/26/1997
2896	287	1996-12	RPI - STANG #2896	Completed	14B		\$0.00	\$0.00	
2897	281	1996-14	LIL - ZVOSECHZ - #2897	Completed	14A		\$0.00	\$0.00	
2900	307	1996-5	LARGO - KALIVAS	Completed		02/24/97	\$10,000.00	\$10,000.00	09/26/1997
2901	312	1996-5	LARGO - SWEARINGEN	Completed		02/24/97	\$9,154.53	\$9,154.53	09/26/1997
2902	313	1996-5	LARGO - MASSELL	Completed		02/24/97	\$7,725.00	\$7,725.00	09/26/1997
2903	314	1996-5	LARGO - HALEY	Completed		02/24/97	\$3,900.00	\$3,900.00	09/26/1997
2904	315	1996-5	LARGO - SVEDA	Completed		02/24/97	\$10,000.00	\$10,000.00	09/26/1997
2905	316	1996-5	LARGO - CONTE	Completed		02/24/97	\$6,600.00	\$6,600.00	09/26/1997
2906	317	1996-5	LARGO - KELLY	Completed		02/24/97	\$7,000.00	\$7,000.00	09/26/1997
2919	331	1996-12	RPI - MITCHELL #2919	Completed	14B	07/01/97	\$22,997.00	\$22,997.00	07/23/1997
2924	328	1996-12	RPI - OLSEN - #2924	Completed	14B	06/19/97	\$18,000.00	\$18,000.00	07/22/1997
2931	327	1996-14	RPI - CAREW - #2778	Completed	14A	07/01/97	\$3,000.00	\$3,000.00	07/16/1997
2936	288	1996-12	RPI - MICKLE #2936	Completed	14B	04/04/97	\$14,000.00	\$14,000.00	06/26/1997
2961	274	1996-14	ILP - AVERILL - #2961	Completed	14A	04/21/97	\$2,750.00	\$2,750.00	06/26/1997
2963	275	1996-14	ILP - BAYLOR - #2963	Completed	14A	04/21/97	\$2,675.00	\$2,675.00	06/26/1997
2967	266	1996-14	ILP - VAZQUEZ - #2967	Completed	14A	04/28/97	\$2,722.50	\$2,722.50	06/26/1997
2975	324	1996-2	HOMES FOR IND. - #2975	Completed		06/23/96	\$54,318.90	\$54,318.90	10/21/1997
2976	325	1996-2	HOMES FOR IND. #2976	Completed		06/23/96	\$31,787.00	\$31,787.00	10/21/1997
2977	340	1996-2	HOMES FOR IND. - #2977	Completed		08/27/97	\$57,383.00	\$57,383.00	09/26/1997
2978	341	1996-2	HOMES FOR IND. - #2978	Completed		08/27/97	\$33,326.35	\$33,326.35	09/26/1997
2979	388	1997-10	HOMES FOR IND. - #2979	Completed		10/20/97	\$36,388.00	\$36,388.00	12/16/1997
2980	411	1997-10	HOMES FOR IND. - #2980	Completed		10/01/97	\$41,337.60	\$41,337.60	12/24/1997
2991	336	1996-14	ILP - FUCHS - #2991	Completed	14A	07/24/96	\$2,750.00	\$2,750.00	08/30/1997
2992	269	1996-14	RPI - HILKERT - #2992	Completed	14A	06/02/97	\$9,000.00	\$9,000.00	07/16/1997
2995	318	1996-5	LARGO - CASTILLO	Completed		06/20/97	\$7,700.00	\$7,700.00	09/26/1997
2996	319	1996-5	LARGO - MAIN	Completed		06/20/97	\$8,325.00	\$8,325.00	09/26/1997
2998	339	1996-12	RPI - RATLIFF - #2998	Completed	14B	08/12/96	\$11,287.81	\$11,287.81	12/24/1997
3009	334	1996-12	RPI - HILKERT - #3009	Completed	14B	07/07/97	\$15,500.00	\$15,500.00	07/26/1997
3013	320	1996-5	LARGO - HUNT	Completed		06/20/97	\$6,376.00	\$6,376.00	09/26/1997
3019	326	1996-5	LARGO - RICHARDS	Completed		06/26/97	\$5,200.00	\$5,200.00	09/26/1997
3033	333	1996-14	RPI - HEABERLIN - #3033	Completed	14A	07/07/97	\$9,000.00	\$9,000.00	07/26/1997
3035	329	1996-5	LARGO - DESJARDIN #3035	Completed		07/08/97	\$7,050.00	\$7,050.00	09/26/1997
3036	330	1996-5	LARGO - HALL - #3036	Completed		07/08/97	\$7,480.00	\$7,480.00	09/26/1997
3041	343	1996-14	RPI - SWANSON - #3041	Completed	14A	09/08/97	\$7,700.00	\$7,700.00	09/20/1997
3046	337	1996-14	ILP - RYAN - #3046	Completed	14A	06/30/97	\$2,475.00	\$2,475.00	08/30/1997

U.S. DEPARTMENT OF HOUSING AND URBAN
DEVELOPMENT
OFFICE OF COMMUNITY PLANNING AND DEVELOPMENT
PR08 - Grantee Summary Activity Report

DATE: 12/10/2018
TIME: 4:29:03 PM
PAGE: 15/74

IDIS

Grantee Activity Number	IDIS Activity - ID	Pgm Yr Project	Activity Name	Act Stat	Matrix Code	Initial Funding Date	Funded Amount	Drawn Amount	Date of Last Draw
3055	338	1996-14	ILP - WONG - #3055	Completed	14A	04/25/97	\$2,711.50	\$2,711.50	08/30/1997
3070	357	1996-1	CHAF - WTV - #3070	Completed		09/15/97	\$158,654.00	\$158,654.00	12/24/1997
3072	358	1996-1	CHAF - WTV - #3072	Completed		09/15/97	\$158,654.00	\$158,654.00	12/24/1997
3074	359	1996-1	CHAF - WTV - #3074	Completed		09/15/97	\$158,654.00	\$158,654.00	12/24/1997
3075	360	1996-1	CHAF - WTV - #3075	Completed	14B	09/15/97	\$166,407.60	\$166,407.60	04/29/1998
3076	361	1996-1	CHAF - WTV - #3076	Completed		09/15/97	\$165,983.50	\$165,983.50	09/24/1998
3077	362	1996-1	CHAF - WTV - #3077	Completed		09/15/97	\$169,623.50	\$169,623.50	09/24/1998
3079	363	1996-1	CHAF - WTV - #3079	Completed		09/15/97	\$158,422.50	\$158,422.50	12/24/1997
3080	364	1996-1	CHAF - WTV - #3080	Completed		09/15/97	\$165,983.50	\$165,983.50	09/24/1998
3081	365	1996-1	CHAF - WTV - #3081	Completed		09/15/97	\$110,867.32	\$110,867.32	09/24/1998
3086	366	1996-1	CHAF - WTV - #3086	Completed		09/15/97	\$117,652.23	\$117,652.23	07/29/1998
3087	367	1996-1	CHAF - WTV - #3087	Completed		09/15/97	\$110,460.02	\$110,460.02	07/29/1998
3088	342	1996-12	RPI - FALZON #3088	Completed	14B	09/01/97	\$8,400.00	\$8,400.00	09/20/1997
3089	578	1998-11	RPI - LUMSDEN - #3089	Completed	14B	10/01/98	\$10,100.00	\$10,100.00	03/17/1999
3094	350	1996-2	CNHS - ROBERTS/GLASS - #3094	Completed		09/01/97	\$74,500.00	\$74,500.00	03/17/1998
3185	1724	2003-30	LARGO - PRICE - #6185	Completed		06/04/04	\$10,835.85	\$10,835.85	06/15/2004
3216	1733	2003-44	DAL - CATINO - #6218	Completed		06/09/04	\$7,700.00	\$7,700.00	06/15/2004
4004	405	1997-10	RPI - DE YAMPERT - #4004	Completed	14A	10/01/97	\$6,100.00	\$6,100.00	12/24/1997
4005	406	1997-10	RPI - DE YAMPERT - #4005	Completed	14A	10/01/97	\$6,734.97	\$6,734.97	03/17/1998
4007	345	1996-2	CNHS COOPER #4007	Completed		09/01/97	\$76,600.00	\$76,600.00	03/17/1998
4008	344	1996-2	CNHS - CAMPBELL - #4008	Completed		09/18/97	\$64,500.00	\$64,500.00	06/10/1998
4009	368	1996-1	CHAF - WTV - #4009	Completed		09/15/97	\$120,700.00	\$120,700.00	07/29/1998
4010	369	1996-1	CHAF - WTV - #4010	Completed		09/15/97	\$115,550.00	\$115,550.00	06/26/1998
4011	370	1996-1	CHAF - WTV - #4011	Completed		09/15/97	\$162,897.00	\$162,897.00	01/23/1998
4012	371	1996-1	CHAF - WTV - #4012	Completed		09/15/97	\$164,389.79	\$164,389.79	06/26/1998
4013	372	1996-1	CHAF - WTV - #4013	Completed		09/15/97	\$112,621.53	\$112,621.53	06/26/1998
4014	373	1996-1	CHAF - WTV - #4014	Completed		09/15/97	\$112,554.54	\$112,554.54	06/26/1998
4022	348	1996-5	LARGO - JOHNS #4022	Completed		09/01/97	\$8,713.41	\$8,713.41	10/21/1997
4023	349	1996-5	LARGO - WOLFE #4023	Completed		09/01/97	\$5,190.00	\$5,190.00	10/21/1997
4026	346	1996-5	LARGO - WILLETT #4026	Completed		09/01/97	\$8,590.00	\$8,590.00	10/21/1997
4027	347	1996-5	LARGO - DEFORD #4027	Completed		09/01/96	\$6,655.00	\$6,655.00	10/21/1997
4036	352	1996-2	CNHS - DAVIS #4036	Completed		09/30/97	\$60,800.00	\$60,800.00	03/17/1999
4037	353	1996-2	CNHS - HAMM #4037	Completed		09/30/97	\$74,500.00	\$74,500.00	06/10/1998
4038	354	1996-2	CNHS - MCAFFEE #4038	Completed		09/30/97	\$71,300.00	\$71,300.00	09/01/1998
4041	351	1996-5	LARGO MARSH #4041	Completed		09/30/97	\$8,875.00	\$8,875.00	11/21/1997
4047	397	1996-14	ILP - BRYANT #4047	Completed	14A	10/22/97	\$776.45	\$776.45	12/24/1997

U.S. DEPARTMENT OF HOUSING AND URBAN
DEVELOPMENT
OFFICE OF COMMUNITY PLANNING AND DEVELOPMENT
PR08 - Grantee Summary Activity Report

DATE: 12/10/2018
TIME: 4:29:03 PM
PAGE: 16/74

IDIS

Grantee Activity Number	IDIS Activity - ID	Pgm Yr Project	Activity Name	Act Stat	Matrix Code	Initial Funding Date	Funded Amount	Drawn Amount	Date of Last Draw
4055	652	1998-11	RPI - LENTRICCHIA - #4055	Completed	14B	10/01/98	\$32,500.00	\$32,500.00	06/03/1999
4060	576	1998-11	RPI - GRAHAM - #4060	Completed	14B	10/01/98	\$2,770.00	\$2,770.00	03/17/1999
4067	402	1996-14	ILP - BERNDTSON - #4067	Completed	10	11/10/97	\$776.54	\$776.54	12/24/1997
4069	403	1996-14	ILP - WELLS - #4069	Completed	14A	10/21/97	\$1,049.35	\$1,049.35	12/24/1997
4076	414	1996-14	ILP - RYBACK - #4076	Completed	14A	12/29/97	\$2,736.80	\$2,736.80	01/23/1998
4077	322	1996-14	LIL - LODGE - #4077	Completed	14A	12/29/97	\$19,410.00	\$19,410.00	02/18/1998
4081	636	1998-11	RPI - KRAUSE - #4081	Completed	14B	10/01/98	\$6,518.24	\$6,518.24	07/23/1999
4085	437	1997-10	RPI - VOLPE - #4085	Completed	14B	10/01/97	\$100,000.00	\$100,000.00	04/29/1998
4089	422	1996-14	ILP - CAPLINGER - #4089	Completed	14A	01/22/98	\$2,750.00	\$2,750.00	02/18/1998
4103	440	1997-9	LARGO - PECORI - #4103	Completed		10/01/97	\$10,000.00	\$10,000.00	04/29/1998
4109	439	1997-9	LARGO - NICHOLS - #4109	Completed		10/01/97	\$8,410.79	\$8,410.79	04/29/1998
4110	438	1997-9	LARGO - JONES - #4110	Completed		10/01/97	\$8,331.64	\$8,331.64	04/29/1998
4111	441	1997-9	LARGO - ROBBINS - #4111	Completed		10/01/97	\$7,454.00	\$7,454.00	04/29/1998
4124	434	1996-14	ILP - BLACK - #4124	Completed	14A	03/20/98	\$2,750.00	\$2,750.00	04/29/1998
4134	580	1998-11	RPI - WANG - #4134	Completed	14B	10/01/98	\$44,400.00	\$44,400.00	03/17/1999
4143	436	1996-14	ILP - BUCKLEY - #4143	Completed	14A	10/01/97	\$1,613.70	\$1,613.70	04/29/1998
4144	653	1998-11	LIL - STEVENS - #4144	Completed	14A	10/01/98	\$30,553.26	\$30,553.26	06/03/1999
4148	579	1998-11	RPI - SAPOURN - #4148	Completed	14B	10/01/98	\$21,891.32	\$21,891.32	03/17/1999
4187	586	1998-12	LIL - DEAN - #4187	Completed		10/01/98	\$29,997.85	\$29,997.85	05/28/1999
4239	574	1998-11	LIL - BELLAN - #4239	Completed	14A	10/01/98	\$14,230.70	\$14,230.70	03/17/1999
4243	575	1998-11	RPI - BRASTED - #4243	Completed	14A	10/01/98	\$4,346.48	\$4,346.48	03/17/1999
4244	605	1998-11	RPI - DUFEK - #4244	Completed	14A	10/01/98	\$9,000.00	\$9,000.00	05/28/1999
4259	606	1998-11	RPI - YOUNG - #4259	Completed	14B	10/01/98	\$4,800.00	\$4,800.00	05/28/1999
4260	607	1998-11	RPI - YOUNG - #4260	Completed	14B	10/01/98	\$3,650.00	\$3,650.00	05/28/1999
4262	577	1998-11	LIL - HIBDON-SWEETLAND - #4262	Completed	14A	10/01/98	\$22,260.55	\$22,260.55	03/17/1999
4276	495	1996-14	LIL - CLAUSE - #4276	Completed	14A	10/01/97	\$2,750.00	\$2,750.00	03/17/1999
4283	604	1998-11	RPI - DLUHY - #4283	Completed	14A	10/01/98	\$4,700.00	\$4,700.00	05/28/1999
4294	494	1998-12	CHAF - WINDTREE VILLAGE - #4294	Completed		10/01/98	\$919,675.10	\$919,675.10	09/27/2000
4329	1074	2000-58	HFI - CAPUANO - #4329	Completed		02/02/01	\$1,400.00	\$1,400.00	02/03/2001
4333	537	1998-13	DAL - ROUNDTREE - #4333	Completed	13	10/01/98	\$6,950.00	\$6,950.00	03/03/1999
4336	539	1998-12	BOLEY - SHADY PINES - #4336	Completed		10/01/98	\$16,000.00	\$16,000.00	03/03/1999
4338	547	1998-13	DAL - TILLOTSON - #4338	Completed	13	10/01/98	\$15,640.00	\$15,640.00	03/17/1999
4342	546	1998-13	DAL - THURSTON - #4342	Completed	13	10/01/98	\$6,300.00	\$6,300.00	03/17/1999
4343	542	1998-11	ILP - QUINT - #4343	Completed	14A	10/01/98	\$2,750.00	\$2,750.00	03/17/1999
4344	601	1998-11	LARGO - ADAMS - #4344	Completed		10/01/98	\$39,247.20	\$39,247.20	05/28/1999
4345	541	1998-11	ILP - JONES - #4345	Completed	14A	10/01/98	\$2,750.00	\$2,750.00	03/17/1999

U.S. DEPARTMENT OF HOUSING AND URBAN
DEVELOPMENT
OFFICE OF COMMUNITY PLANNING AND DEVELOPMENT
PR08 - Grantee Summary Activity Report

DATE: 12/10/2018
TIME: 4:29:03 PM
PAGE: 17/74

IDIS

Grantee Activity Number	IDIS Activity - ID	Pgm Yr Project	Activity Name	Act Stat	Matrix Code	Initial Funding Date	Funded Amount	Drawn Amount	Date of Last Draw
4346	540	1998-11	ILP - FETTIS - #4346	Completed	14A	10/01/98	\$2,750.00	\$2,750.00	03/17/1999
4348	549	1998-11	ILP - FOLSOM - #4348	Completed	14A	10/01/98	\$2,750.00	\$2,750.00	03/17/1999
4349	551	1998-11	ILP - WECKERLY - #4349	Completed	14A	10/01/98	\$2,750.00	\$2,750.00	03/25/1999
4351	552	1998-11	ILP - RUSSELL - #4351	Completed	14A	10/01/98	\$2,750.00	\$2,750.00	03/17/1999
4352	702	1998-11	RPI - ADAMOSKY - #4352	Completed	14B	10/01/98	\$5,450.00	\$5,450.00	09/17/1999
4355	703	1998-11	RPI - STEVENS - #4355	Completed	14A	10/01/98	\$9,000.00	\$9,000.00	02/08/2000
4357	587	1998-13	LARGO - RYAN - #4357	Completed		10/01/98	\$10,000.00	\$10,000.00	03/17/1999
4358	709	1998-11	RPI - TOBIN - #4358	Completed	14B	10/01/98	\$25,500.00	\$25,500.00	09/27/2000
4368	568	1998-13	DAL - CAMPBELL - #4368	Completed	13	10/01/98	\$7,200.00	\$7,200.00	03/17/1999
4369	557	1998-11	ILP - GUSTAFSON - #4369	Completed	14A	10/01/98	\$715.00	\$715.00	03/17/1999
4370	569	1998-13	DAL - JOHNSON - #4370	Completed	13	10/01/98	\$7,650.00	\$7,650.00	03/17/1999
4371	560	1998-11	ILP - TAYLOR - #4371	Completed	14A	10/01/98	\$908.54	\$908.54	03/17/1999
4372	559	1998-11	ILP - PERRY - #4372	Completed	14A	10/01/98	\$908.54	\$908.54	03/17/1999
4373	558	1998-11	ILP - MARQUEZ - #4373	Completed	14A	10/01/98	\$908.54	\$908.54	03/17/1999
4377	570	1998-13	DAL - TREVINO - #4377	Completed	13	10/01/98	\$3,300.00	\$3,300.00	03/17/1999
4378	754	1999-1	RPI - WITHERINGTON STEVENS - #4378	Completed	14B	10/01/99	\$23,000.00	\$23,000.00	04/11/2000
4380	564	1998-11	ILP - MOUNTS - #4380	Completed	14A	10/01/98	\$722.64	\$722.64	03/17/1999
4381	565	1998-11	ILP - RYDER - #4381	Completed	14A	10/01/98	\$2,475.00	\$2,475.00	03/17/1999
4382	562	1998-11	ILP - ALEXANDER - #4382	Completed	14A	10/01/98	\$908.54	\$908.54	03/17/1999
4384	563	1998-11	ILP - MCKINNEY - #4384	Completed	14A	10/01/98	\$132.00	\$132.00	03/17/1999
4387	571	1998-11	ILP - SMITH - #4387	Completed	14A	10/01/98	\$95.70	\$95.70	03/17/1999
4393	589	1998-11	ILP - RICHARDSON - #4393	Completed	14A	10/01/98	\$2,750.00	\$2,750.00	05/28/1999
4899	593	1998-13	DAL - VELAZQUEZ - #4899	Completed	13	10/01/98	\$8,450.00	\$8,450.00	05/28/1999
4900	591	1998-13	DAL - GARBUTT - #4900	Completed	13	10/01/98	\$8,257.00	\$8,257.00	05/28/1999
4901	592	1998-13	DAL - MARTIN - #4901	Completed	13	10/01/98	\$9,200.00	\$9,200.00	05/28/1999
4902	595	1998-13	DAL - WEBB - #4902	Completed	13	10/01/98	\$8,850.00	\$8,850.00	05/28/1999
4903	594	1998-13	DAL - FOCAKOVIC - #4903	Completed	13	10/01/98	\$3,000.00	\$3,000.00	05/28/1999
4905	680	1998-11	LARGO - MCGRADY - #4905	Completed		10/01/98	\$16,844.53	\$16,844.53	07/23/1999
4908	596	1998-13	DAL - BARRETT - #4908	Completed	13	10/01/98	\$8,200.00	\$8,200.00	05/28/1999
4909	704	1998-11	LIL - MARSHALL - #4909	Completed	14A	10/01/98	\$26,044.30	\$26,044.30	09/17/1999
4910	602	1998-13	LARGO - LEACH - #4910	Completed		10/01/98	\$8,290.00	\$8,290.00	05/28/1999
4914	603	1998-12	LAHDC - 25 BELLEMEADE - #4914	Completed		10/01/98	\$12,500.00	\$12,500.00	05/28/1999
4915	681	1998-11	LARGO - CLAYTON - #4915	Completed		10/01/98	\$22,522.92	\$22,522.92	07/23/1999
4916	641	1998-11	RPI - BUGBEE - #4916	Completed	14B	10/01/98	\$7,000.00	\$7,000.00	02/08/2000
4918	648	1998-13	LARGO - TAYLOR - #4918	Completed		10/01/98	\$9,401.00	\$9,401.00	06/03/1999
4919	621	1998-11	LIL - BEAL - #4919	Completed	14A	10/01/98	\$34,720.45	\$34,720.45	06/03/1999

U.S. DEPARTMENT OF HOUSING AND URBAN
DEVELOPMENT
OFFICE OF COMMUNITY PLANNING AND DEVELOPMENT
PR08 - Grantee Summary Activity Report

DATE: 12/10/2018
TIME: 4:29:03 PM
PAGE: 18/74

IDIS

Grantee Activity Number	IDIS Activity - ID	Pgm Yr Project	Activity Name	Act Stat	Matrix Code	Initial Funding Date	Funded Amount	Drawn Amount	Date of Last Draw
4920	617	1998-13	DAL - SMITH - #4920	Completed	13	10/01/98	\$9,500.00	\$9,500.00	06/03/1999
4921	612	1998-11	ILP - DUNSFORD - #4921	Completed	14A	10/01/98	\$2,750.00	\$2,750.00	06/03/1999
4922	615	1998-13	DAL - CORNILLAUD - #4922	Completed	13	10/01/98	\$6,900.00	\$6,900.00	06/03/1999
4923	613	1998-11	ILP - DYKMAN - #4923	Completed	14A	10/01/98	\$908.54	\$908.54	06/03/1999
4925	614	1998-11	ILP - PYLES - #4925	Completed	14A	10/01/98	\$191.40	\$191.40	06/03/1999
4926	620	1998-11	LIL - BOATWRIGHT - #4926	Canceled	14A	10/01/98	\$0.00	\$0.00	
4927	646	1998-12	RHD - TUSCANY APTS - #4927	Completed		10/01/98	\$276,625.00	\$276,625.00	06/03/1999
4928	608	1998-11	ILP - SOUTHERNLAND - #4928	Completed	14A	10/01/98	\$635.74	\$635.74	06/03/1999
4929	609	1998-11	ILP - ALDER - #4929	Completed	14A	10/01/98	\$908.54	\$908.54	06/03/1999
4930	610	1998-11	ILP - OLIVEROS - #4930	Completed	14A	10/01/98	\$908.54	\$908.54	06/03/1999
4935	616	1998-13	DAL - MCKINNIE - #4935	Completed	13	10/01/98	\$10,000.00	\$10,000.00	06/03/1999
4936	647	1998-13	LARGO - LIMLE - #4936	Completed		10/01/98	\$7,117.00	\$7,117.00	06/03/1999
4937	649	1998-13	DAL - LECLERC - #4937	Completed		10/01/98	\$8,017.00	\$8,017.00	06/03/1999
4938	627	1998-11	LIL - BURKE - #4938	Completed	14A	10/01/98	\$7,500.00	\$7,500.00	07/23/1999
4939	611	1998-13	DAL - LYTTLE - #4939	Completed	13	10/01/98	\$10,050.00	\$10,050.00	06/03/1999
4942	682	1998-11	LARGO - YORK - #4942	Completed		10/01/98	\$16,790.67	\$16,790.67	07/23/1999
4943	823	1999-1	LARGO - ROSELLO - #4943	Completed		04/07/00	\$42,577.70	\$42,577.70	04/11/2000
4946	623	1998-11	ILP - KAISER - #4946	Completed	14A	10/01/98	\$2,684.00	\$2,684.00	06/03/1999
4947	622	1998-11	ILP - DIEHL - #4947	Completed	14A	10/01/98	\$1,100.93	\$1,100.93	06/03/1999
4949	624	1998-13	DAL - ERWIN - #4949	Completed	13	10/01/98	\$8,950.00	\$8,950.00	06/03/1999
4953	628	1998-13	DAL - KNIGHTON - #4953	Completed	13	10/01/98	\$11,900.00	\$11,900.00	06/03/1999
4954	630	1998-13	DAL - WARREN - #4954	Completed	13	10/01/98	\$2,500.00	\$2,500.00	06/03/1999
4955	666	1998-13	DAL - PRETCHARD - #4955	Completed	13	10/01/98	\$9,400.00	\$9,400.00	07/23/1999
4956	706	1998-11	LIL - ROETEMEYER - #4956	Completed	14A	10/01/98	\$21,873.05	\$21,873.05	09/17/1999
4957	629	1998-13	DAL - WARRANT - #4957	Completed	13	10/01/98	\$9,280.00	\$9,280.00	06/03/1999
4959	631	1998-13	DAL - SLOCUMB - #4959	Completed	13	10/01/98	\$6,600.00	\$6,600.00	07/23/1999
4960	701	1998-11	LIL - HAVORSEN - #4960	Completed	14A	10/01/98	\$21,433.70	\$21,433.70	02/08/2000
4962	635	1998-11	ILP - NEWSOME - #4962	Completed	14A	10/01/98	\$908.54	\$908.54	06/03/1999
4963	634	1998-11	ILP - KENNEDY - #4963	Completed	14A	10/01/98	\$2,750.00	\$2,750.00	06/03/1999
4964	632	1998-11	ILP - CANTON - #4964	Completed	14A	10/01/98	\$722.64	\$722.64	06/03/1999
4965	633	1998-11	ILP - KARN - #4965	Completed	14A	10/01/98	\$908.54	\$908.54	06/03/1999
4968	639	1998-11	DIS - HUSCHER - #4968	Completed	14A	10/01/98	\$32,000.00	\$32,000.00	07/23/1999
4969	655	1998-11	ILP - SPAULDING - #4969	Completed	14A	10/01/98	\$2,744.50	\$2,744.50	07/23/1999
4970	707	1998-11	LIL - STEWART - #4970	Completed	14A	10/01/98	\$34,500.78	\$34,500.78	09/17/1999
4971	644	1998-11	LIL - PRATT - #4971	Completed	14A	10/01/98	\$9,937.31	\$9,937.31	07/23/1999
4973	640	1998-13	DIS - HEISEY - #4973	Completed	14A	10/01/98	\$37,500.00	\$37,500.00	07/23/1999

U.S. DEPARTMENT OF HOUSING AND URBAN
DEVELOPMENT
OFFICE OF COMMUNITY PLANNING AND DEVELOPMENT
PR08 - Grantee Summary Activity Report

DATE: 12/10/2018
TIME: 4:29:03 PM
PAGE: 19/74

IDIS

Grantee Activity Number	IDIS Activity - ID	Pgm Yr Project	Activity Name	Act Stat	Matrix Code	Initial Funding Date	Funded Amount	Drawn Amount	Date of Last Draw
4976	697	1998-11	RPI - GALLOWAY - #4976	Completed	14B	10/01/98	\$21,800.00	\$21,800.00	04/11/2000
4977	637	1998-11	DIS - KLEIN - #4977	Completed	14A	10/01/98	\$37,000.00	\$37,000.00	07/23/1999
4978	658	1998-13	DAL - MICHAEL - #4978	Completed	13	10/01/98	\$7,550.00	\$7,550.00	07/23/1999
4979	657	1998-13	DAL - KING - #4979	Completed	13	10/01/98	\$9,700.00	\$9,700.00	07/23/1999
4981	866	1999-1	RPI - HESS - #4981	Completed	14B	06/28/00	\$35,000.00	\$35,000.00	07/13/2000
4982	642	1998-11	RPI - YOUNG - #4982	Completed	14B	10/01/98	\$4,250.00	\$4,250.00	11/14/2000
4983	638	1998-11	RPI - YOUNG - #4983	Completed	14B	10/01/98	\$4,250.00	\$4,250.00	11/14/2000
4985	659	1998-13	DAL - RAGLAND - #4985	Completed	13	10/01/98	\$8,450.00	\$8,450.00	07/23/1999
4986	656	1998-13	DAL - JARAMILLO - #4986	Completed	13	10/01/98	\$11,600.00	\$11,600.00	07/23/1999
4987	663	1998-13	DAL - STEWART - #4987	Completed	13	10/01/98	\$7,200.00	\$7,200.00	07/23/1999
4988	664	1998-13	DAL - VIGER - #4988	Completed	13	10/01/98	\$3,000.00	\$3,000.00	07/23/1999
4995	669	1998-13	DAL - ECKLEY - #4995	Completed	13	10/01/98	\$10,070.00	\$10,070.00	07/23/1999
4996	676	1998-13	DAL - RAPHIAL - #4996	Completed	13	10/01/98	\$9,150.00	\$9,150.00	07/23/1999
4997	672	1998-13	DAL - RAMIREZ - #4997	Completed	13	10/01/98	\$4,200.00	\$4,200.00	07/23/1999
4998	673	1998-13	DAL - ROBERTSON - #4998	Completed	13	10/01/98	\$9,611.00	\$9,611.00	07/23/1999
4999	671	1998-13	DAL - MORGAN - #4999	Completed	13	10/01/98	\$8,165.00	\$8,165.00	07/23/1999
5000	670	1998-13	DAL - FISHER - #5000	Completed	13	10/01/98	\$7,200.00	\$7,200.00	07/23/1999
5002	674	1998-13	DAL - CONCEICAO - #5002	Completed	13	10/01/98	\$6,450.00	\$6,450.00	07/23/1999
5003	677	1998-13	DAL - VANDYKE - #5003	Completed	13	10/01/98	\$7,900.00	\$7,900.00	07/23/1999
5008	675	1998-13	DAL - GREEN - #5008	Completed	13	10/01/98	\$11,650.00	\$11,650.00	07/23/1999
5009	679	1998-13	DAL - WINTERS - #5009	Completed	13	10/01/98	\$8,190.00	\$8,190.00	07/23/1999
5010	693	1998-11	RPI - DIXON - #5010	Completed	14B	10/01/98	\$18,000.00	\$18,000.00	04/11/2000
5011	678	1998-13	DAL - BRADY - #5011	Completed	13	10/01/98	\$9,400.00	\$9,400.00	07/23/1999
5012	107	1994-1	OAK TRACE	Completed		08/29/95	\$1,248,633.67	\$1,248,633.67	07/13/2000
5013	695	1998-11	RPI - O'CONNOR - #5013	Completed	14A	10/01/98	\$9,000.00	\$9,000.00	04/11/2000
5014	698	1998-11	RPI - KESTER - #5014	Completed	14A	10/01/98	\$2,000.00	\$2,000.00	02/08/2000
5015	689	1998-13	DAL - SKINNER - #5015	Completed	13	10/01/98	\$7,880.00	\$7,880.00	09/17/1999
5018	710	1998-11	RPI - CAREW - #5018	Completed	14A	10/01/98	\$5,000.00	\$5,000.00	09/27/2000
5019	719	1998-13	LARGO - SMITH - #5019	Completed		10/01/98	\$8,830.00	\$8,830.00	09/28/1999
5020	720	1998-13	LARGO - TRAIN - #5020	Completed		10/01/98	\$7,950.00	\$7,950.00	09/28/1999
5021	717	1998-13	LARGO - FINCHAM - #5021	Completed		10/01/98	\$6,883.00	\$6,883.00	09/28/1999
5022	716	1998-13	LARGO - BLIER - #5022	Completed		10/01/98	\$9,394.00	\$9,394.00	09/28/1999
5023	718	1998-13	LARGO - KENNEDY - #5023	Completed		10/01/98	\$10,000.00	\$10,000.00	09/28/1999
5036	721	1998-11	LARGO - STOCK - #5036	Completed		10/01/98	\$5,735.45	\$5,735.45	09/28/1999
5040	699	1998-11	RPI - SAPOURN - #5040	Completed	14B	10/01/98	\$9,105.85	\$9,105.85	04/11/2000
5049	700	1998-11	ILP - ROSS - #5049	Completed	14A	10/01/98	\$689.64	\$689.64	09/17/1999

U.S. DEPARTMENT OF HOUSING AND URBAN
DEVELOPMENT
OFFICE OF COMMUNITY PLANNING AND DEVELOPMENT
PR08 - Grantee Summary Activity Report

DATE: 12/10/2018
TIME: 4:29:03 PM
PAGE: 20/74

IDIS

Grantee Activity Number	IDIS Activity - ID	Pgm Yr Project	Activity Name	Act Stat	Matrix Code	Initial Funding Date	Funded Amount	Drawn Amount	Date of Last Draw
5051	744	1999-1	RPI - LEPORE - #5051	Completed	14A	10/01/99	\$8,000.00	\$8,000.00	02/08/2000
5052	708	1998-11	ILP - TODD - #5052	Completed	14A	10/01/98	\$2,145.00	\$2,145.00	09/28/1999
5054	1049	1999-1	RPI - DAY - #5054	Completed	14A	01/17/01	\$9,000.00	\$9,000.00	01/25/2001
5060	724	1998-13	LARGO - WOODS - #5060	Completed		10/01/98	\$7,998.00	\$7,998.00	09/28/1999
5061	723	1998-13	LARGO - WARZEN - #5061	Completed		10/01/98	\$8,177.00	\$8,177.00	09/28/1999
5062	722	1998-13	LARGO - PARKER - #5062	Completed		10/01/98	\$10,000.00	\$10,000.00	09/28/1999
5065	715	1998-13	DAL - RICKERSON - #5065	Completed	13	10/01/98	\$8,360.00	\$8,360.00	09/28/1999
5068	711	1998-11	ILP - DENSON - #5068	Completed	14A	10/01/98	\$722.64	\$722.64	09/28/1999
5069	713	1998-11	ILP - NEWMAN - #5069	Completed	14A	10/01/98	\$722.64	\$722.64	09/28/1999
5070	714	1998-13	DAL - NOBLE - #5070	Completed	13	10/01/98	\$10,080.00	\$10,080.00	09/28/1999
5072	712	1998-11	ILP - MOORE - #5072	Completed	14A	10/01/98	\$722.64	\$722.64	09/28/1999
5073	643	1998-11	RPI - CHIANG - #5073	Completed	14B	10/01/98	\$18,000.00	\$18,000.00	11/14/2000
5074	740	1998-13	DAL - SCHNEIDER - #5074	Completed	13	10/01/98	\$6,300.00	\$6,300.00	11/13/1999
5075	741	1998-13	DAL - TELLIS - #5075	Completed	13	10/01/98	\$7,390.00	\$7,390.00	11/13/1999
5076	742	1998-13	DAL - SMITH - #5076	Completed	13	10/01/98	\$11,150.00	\$11,150.00	11/13/1999
5077	731	1998-13	DAL - NINESTADT - #5075	Completed	13	10/01/98	\$5,700.00	\$5,700.00	11/13/1999
5079	725	1998-13	DAL - KING - #5074	Completed	13	10/01/98	\$3,300.00	\$3,300.00	11/13/1999
5081	743	1998-13	DAL - ALEXANDER - #5081	Completed	13	10/01/98	\$5,500.00	\$5,500.00	11/13/1999
5083	730	1998-11	ILP - SWARTZIE - #5083	Completed	14A	10/01/98	\$722.64	\$722.64	11/13/1999
5084	728	1998-11	ILP - JONES - #5084	Completed	14A	10/01/98	\$818.34	\$818.34	11/13/1999
5085	729	1998-11	ILP - MOORE - #5085	Completed	14A	10/01/98	\$2,750.00	\$2,750.00	11/13/1999
5086	727	1998-11	ILP - HERTZBERG - #5086	Completed	14A	10/01/98	\$722.64	\$722.64	11/13/1999
5087	726	1998-11	ILP - MRUK - #5087	Completed	14A	10/01/98	\$2,178.00	\$2,178.00	11/13/1999
5089	745	1999-3	DAL - SUNSERI - #5089	Completed	13	10/01/99	\$11,100.00	\$11,100.00	04/11/2000
5102	769	1999-3	LARGO - WATTS - #5102	Completed		10/01/99	\$9,375.00	\$9,375.00	02/08/2000
5103	884	1999-1	LARGO - JONES - #5103	Completed		07/07/00	\$24,701.30	\$24,701.30	07/13/2000
5104	748	1999-3	DAL - MCHENRY - #5104	Completed	13	10/01/99	\$9,320.00	\$9,320.00	02/08/2000
5105	770	1999-3	LARGO - ANDERSON - 5105	Completed		10/01/99	\$9,700.00	\$9,700.00	02/08/2000
5106	753	1999-3	DAL - HAYES - #5106	Completed	13	10/01/99	\$6,050.00	\$6,050.00	02/08/2000
5110	776	1999-3	DAL - HAGEN - #5110	Completed		10/01/99	\$8,590.00	\$8,590.00	02/08/2000
5111	772	1999-3	DAL - CATO - #5111	Completed		10/01/99	\$6,900.00	\$6,900.00	02/08/2000
5112	775	1999-3	DAL - CLOKEY - #5112	Completed		10/01/99	\$4,075.00	\$4,075.00	02/08/2000
5117	749	1999-1	ILP - MEYERS - #5117	Completed	14A	10/01/98	\$2,750.00	\$2,750.00	02/08/2000
5118	756	1999-1	RPI - SAROFF - #5118	Completed	14A	10/01/99	\$5,500.00	\$5,500.00	10/03/2001
5119	755	1999-1	RPI - BRITNER - #5119	Completed	14A	10/01/99	\$7,000.00	\$7,000.00	04/11/2000
5153	778	1999-3	DAL - KELLY - #5153	Completed		10/01/99	\$10,298.86	\$10,298.86	07/13/2000

U.S. DEPARTMENT OF HOUSING AND URBAN
DEVELOPMENT
OFFICE OF COMMUNITY PLANNING AND DEVELOPMENT
PR08 - Grantee Summary Activity Report

DATE: 12/10/2018
TIME: 4:29:03 PM
PAGE: 21/74

IDIS

Grantee Activity Number	IDIS Activity - ID	Pgm Yr Project	Activity Name	Act Stat	Matrix Code	Initial Funding Date	Funded Amount	Drawn Amount	Date of Last Draw
5154	777	1999-3	DAL - RODRIQUES - #5154	Completed		10/01/99	\$12,583.00	\$12,583.00	02/08/2000
5155	779	1999-3	DAL - SPANNKNEBEL - #5155	Completed		10/01/99	\$12,500.00	\$12,500.00	02/08/2000
5158	822	1999-1	LARGO - KENNEDY - #5158	Completed		04/07/00	\$19,269.85	\$19,269.85	04/11/2000
5159	883	1999-1	LARGO - HAMAQUI - #5159	Completed		07/07/00	\$10,607.65	\$10,607.65	07/13/2000
5160	761	1999-1	RPI - ENWRIGHT - #5160	Completed	14B	10/01/99	\$10,800.00	\$10,800.00	04/11/2000
5161	773	1999-3	DAL - GREEN - #5161	Completed		10/01/99	\$21,600.00	\$21,600.00	02/08/2000
5163	758	1999-1	ILP - ST.PIERRE - #5163	Completed	14A	10/01/99	\$722.64	\$722.64	02/08/2000
5164	780	1999-3	DAL - BLAIR - #5164	Completed		10/01/99	\$11,190.00	\$11,190.00	02/08/2000
5166	771	1999-3	LARGO - VOYTAS - #5166	Completed		10/01/99	\$9,170.00	\$9,170.00	02/08/2000
5167	762	1999-1	ILP - RODGERS - #5167	Completed	14A	10/01/99	\$722.64	\$722.64	02/08/2000
5171	782	1999-3	DAL - HAMILTON - #5171	Completed		10/01/99	\$13,490.00	\$13,490.00	02/08/2000
5172	781	1999-3	DAL - GOMEZ - #5172	Completed		10/01/99	\$10,170.00	\$10,170.00	02/08/2000
5173	783	1999-3	DAL - MARKOWICZ - #5173	Completed		10/01/99	\$9,370.00	\$9,370.00	02/08/2000
5177	764	1999-1	ILP - ORR - #5177	Completed	14A	10/01/99	\$725.00	\$725.00	02/08/2000
5178	765	1999-1	ILP - ALEXANDER - #5178	Completed	14A	10/01/99	\$875.00	\$875.00	02/08/2000
5181	784	1999-3	DAL - HIJAZI - #5181	Completed		10/01/99	\$3,000.00	\$3,000.00	02/08/2000
5182	785	1999-3	DAL - ROCHETTE - #5182	Completed		10/01/99	\$10,070.00	\$10,070.00	02/08/2000
5183	774	1999-3	DAL - BRUM - #5183	Completed		10/01/99	\$7,500.00	\$7,500.00	02/08/2000
5184	793	1999-1	ILP - WILSON - #5184	Completed	14A	04/06/00	\$2,062.50	\$2,062.50	04/11/2000
5185	791	1999-1	ILP - AKERS - #5185	Completed	14A	04/06/00	\$1,980.00	\$1,980.00	04/11/2000
5186	792	1999-1	ILP - BURMBELOW - #5186	Completed	14A	04/06/00	\$1,881.00	\$1,881.00	04/11/2000
5187	819	1999-3	DAL - NIEVES - #5187	Completed		04/07/00	\$4,185.50	\$4,185.50	04/11/2000
5188	818	1999-3	DAL - KORAJKIC - #5188	Completed		04/07/00	\$6,865.00	\$6,865.00	04/11/2000
5189	821	1999-3	DAL - SANNE - #5189	Completed		04/07/00	\$7,450.00	\$7,450.00	04/11/2000
5190	817	1999-3	DAL - CONNERS - #5190	Completed		04/07/00	\$9,760.00	\$9,760.00	04/11/2000
5191	820	1999-3	DAL - PEMBERTON - #5191	Completed		04/07/00	\$2,975.00	\$2,975.00	04/11/2000
5192	826	1999-3	LARGO - BATAKU - #5192	Completed		04/07/00	\$10,000.00	\$10,000.00	04/11/2000
5193	796	1999-1	ILP - KOWALSKI - #5193	Completed	14A	04/06/00	\$2,744.50	\$2,744.50	04/11/2000
5195	825	1999-3	DAL - KARST - #5195	Completed		04/07/00	\$10,500.00	\$10,500.00	04/11/2000
5197	837	1999-1	LARGO - SIMONI - #5197	Completed		04/10/00	\$28,180.15	\$28,180.15	04/11/2000
5198	888	1999-1	LARGO - CRESPO - #5198	Completed		07/07/00	\$14,163.71	\$14,163.71	07/13/2000
5199	798	1999-1	ILP - DICKEY - #5199	Completed	14A	04/06/00	\$900.00	\$900.00	04/11/2000
5200	797	1999-1	ILP - CIPOTH - #5200	Completed	14A	04/06/00	\$1,425.00	\$1,425.00	04/11/2000
5201	946	1999-1	RPI - ENRIGHT - #5201	Canceled	14B	09/25/00	\$0.00	\$0.00	
	985	1999-1	RPI - ENRIGHT - #5201	Completed	14B	11/11/00	\$11,500.00	\$11,500.00	11/14/2000
5202	827	1999-3	DAL - SALIBA - #5202	Completed		04/07/00	\$7,700.00	\$7,700.00	04/11/2000

U.S. DEPARTMENT OF HOUSING AND URBAN
DEVELOPMENT
OFFICE OF COMMUNITY PLANNING AND DEVELOPMENT
PR08 - Grantee Summary Activity Report

DATE: 12/10/2018
TIME: 4:29:03 PM
PAGE: 22/74

IDIS

Grantee Activity Number	IDIS Activity - ID	Pgm Yr Project	Activity Name	Act Stat	Matrix Code	Initial Funding Date	Funded Amount	Drawn Amount	Date of Last Draw
5207	1141	2000-55	TBCDC - MAHON - #5207	Completed		06/26/01	\$3,940.00	\$3,940.00	06/28/2001
5209	804	1997-12	HIS - MOORE - #5209	Completed	16B	04/06/00	\$40,000.00	\$40,000.00	04/11/2000
5213	803	1999-1	ILP - ZUKERMAN - #5213	Completed	14A	04/06/00	\$2,744.50	\$2,744.50	07/13/2000
5214	947	1999-1	RPI - SAPOURN - #5214	Completed	14B	09/25/00	\$8,400.00	\$8,400.00	11/14/2000
5215	855	1999-1	LIL - JENSEN - 5215	Completed	14A	06/27/00	\$3,899.10	\$3,899.10	07/13/2000
5222	828	1999-3	DAL - BOLLINGER - #5222	Completed		04/07/00	\$5,280.00	\$5,280.00	04/11/2000
5223	829	1999-3	DAL - VERGARA - #5223	Completed		04/07/00	\$5,807.00	\$5,807.00	04/11/2000
5224	831	1999-3	DAL - QUINN - #5224	Completed		04/07/00	\$7,700.00	\$7,700.00	04/11/2000
5227	903	1999-1	LARGO - GOURLAY - #5227	Completed		07/10/00	\$9,473.14	\$9,473.14	07/13/2000
5229	830	1999-3	DAL - CORBELL - #5229	Completed		04/07/00	\$7,125.00	\$7,125.00	04/11/2000
5237	856	1999-1	RPI - LOWE - #5237	Completed	14A	06/27/00	\$1,750.00	\$1,750.00	01/25/2001
5238	813	1999-1	ILP - HALSTED - #5238	Completed	14A	04/07/00	\$2,392.50	\$2,392.50	04/11/2000
5239	838	1999-3	LARGO - FARKAS - #5239	Completed		04/10/00	\$2,450.00	\$2,450.00	04/11/2000
5240	840	1999-3	LARGO - WILLIAMS - #5240	Completed		04/10/00	\$9,333.00	\$9,333.00	04/11/2000
5241	839	1999-3	LARGO - LOGAN - #5241	Completed		04/10/00	\$8,800.00	\$8,800.00	04/11/2000
5243	833	1999-3	DAL - LOUVIERE - #5243	Completed		04/07/00	\$10,600.00	\$10,600.00	04/11/2000
5244	832	1999-3	DAL - KLOS - #5244	Completed		04/07/00	\$7,700.00	\$7,700.00	04/11/2000
5247	842	1999-1	ILP - JACOBS - #5247	Completed	14A	06/24/00	\$700.00	\$700.00	07/13/2000
5248	834	1999-1	ILP - JOHNSON - #5248	Completed	14A	04/10/00	\$2,750.00	\$2,750.00	04/11/2000
5250	1123	2000-54	RPI - CRAVEN - #5250	Completed	14B	04/30/01	\$8,500.00	\$8,500.00	10/03/2001
5251	841	1999-1	ILP - EBERTS - #5251	Completed	14A	06/24/00	\$475.00	\$475.00	07/13/2000
5253	886	1999-3	DAL - HUGHES - #5253	Completed		07/07/00	\$7,700.00	\$7,700.00	07/13/2000
5254	887	1999-3	DAL - KOWALSKI - #5254	Completed		07/07/00	\$7,057.00	\$7,057.00	07/13/2000
5255	879	1999-1	RPI - EVANS - #5255	Completed	14B	07/06/00	\$7,000.00	\$7,000.00	07/13/2000
5256	885	1999-1	LIL - HAGAN - #5256	Completed		07/11/00	\$35,260.80	\$35,260.80	07/13/2000
5257	891	1999-3	DAL - TEABOUT - #5257	Completed		07/07/00	\$7,700.00	\$7,700.00	07/13/2000
5258	889	1999-3	DAL - GRANT - #5258	Completed		07/07/00	\$7,700.00	\$7,700.00	07/13/2000
5259	892	1999-3	DAL - WATSON - #5259	Completed		07/07/00	\$6,840.00	\$6,840.00	07/13/2000
5260	824	1999-3	PRP - WEIR - #5260	Completed		04/07/00	\$41,350.00	\$41,350.00	09/27/2000
5261	845	1999-1	ILP - METTBERG - #5261	Completed	14A	06/24/00	\$672.95	\$672.95	07/13/2000
5262	846	1999-1	ILP - DYE - #5262	Completed	14A	06/24/00	\$672.95	\$672.95	07/13/2000
5263	847	1999-1	ILP - SPRINKLE - #5263	Completed	14A	06/24/00	\$672.95	\$672.95	07/13/2000
5265	890	1999-3	DAL - CONNOLLY - #5265	Completed		07/07/00	\$6,450.00	\$6,450.00	07/13/2000
5267	897	1999-3	DAL - SHEARER - #5267	Completed		07/07/00	\$10,000.00	\$10,000.00	07/13/2000
5268	867	1999-1	RPI - RELOCATION EXEC, INC - #5268	Completed	14B	06/28/00	\$18,000.00	\$18,000.00	07/13/2000
5269	854	1999-1	ILP - TWIBLE - #5269	Completed	14A	06/27/00	\$672.95	\$672.95	07/13/2000

U.S. DEPARTMENT OF HOUSING AND URBAN
DEVELOPMENT
OFFICE OF COMMUNITY PLANNING AND DEVELOPMENT
PR08 - Grantee Summary Activity Report

DATE: 12/10/2018
TIME: 4:29:03 PM
PAGE: 23/74

IDIS

Grantee Activity Number	IDIS Activity - ID	Pgm Yr Project	Activity Name	Act Stat	Matrix Code	Initial Funding Date	Funded Amount	Drawn Amount	Date of Last Draw
5270	895	1999-3	DAL - NICAJEVSKY - #5270	Completed		07/07/00	\$4,670.00	\$4,670.00	07/13/2000
5271	896	1999-3	DAL - SLY - #5271	Completed		07/07/00	\$7,200.00	\$7,200.00	07/13/2000
5272	894	1999-3	DAL - MCKINLEY - #5272	Completed		07/07/00	\$2,300.00	\$2,300.00	07/13/2000
5273	893	1999-3	DAL - MAAS - #5273	Completed		07/07/00	\$7,700.00	\$7,700.00	07/13/2000
5275	868	1999-1	ILP - MCZELL - #5275	Completed	14A	06/28/00	\$2,084.50	\$2,084.50	07/13/2000
5277	929	1999-1	LIL - MATTHEWS - #5277	Completed	14A	09/25/00	\$3,895.60	\$3,895.60	09/27/2000
5278	898	1999-3	DAL - ANDRE - #5278	Completed		07/07/00	\$3,560.00	\$3,560.00	07/13/2000
5279	901	1999-3	DAL - GALE - #5279	Completed		07/10/00	\$6,716.00	\$6,716.00	07/13/2000
5280	900	1999-3	DAL - FAIRCHILD - #5280	Completed		07/10/00	\$7,700.00	\$7,700.00	07/13/2000
5281	902	1999-3	DAL - VOUVALIS/RUSSO - #5281	Completed		07/10/00	\$7,700.00	\$7,700.00	07/13/2000
5282	899	1999-3	DAL - BEAM - #5282	Completed		07/10/00	\$7,700.00	\$7,700.00	07/13/2000
5283	1119	1999-1	RPI - CHIANG - #5283	Completed	14B	04/28/01	\$16,000.00	\$16,000.00	10/03/2001
5287	862	1999-1	ILP - COWENS - #5287	Completed	14A	06/28/00	\$672.95	\$672.95	07/13/2000
5289	863	1999-1	ILP - COLLIER - #5289	Completed	14A	06/28/00	\$672.95	\$672.95	07/13/2000
5290	917	1999-1	LARGO - KESSING - #5290	Completed		07/24/00	\$8,050.00	\$8,050.00	07/29/2000
5292	948	1999-1	LARGO - BRAY - #5292	Completed		09/26/00	\$17,690.00	\$17,690.00	09/27/2000
5296	865	1999-1	RPI - WINDON - #5296	Completed	14B	06/28/00	\$4,450.00	\$4,450.00	07/13/2000
5297	926	1999-1	LIL - REYES - #5297	Completed	14A	09/25/00	\$3,891.10	\$3,891.10	09/27/2000
5298	927	1999-1	LIL - CLARK - #5298	Completed	14A	09/25/00	\$3,891.10	\$3,891.10	09/27/2000
5299	928	1999-1	LIL - GREEN - #5299	Completed	14A	09/25/00	\$3,891.10	\$3,891.10	09/27/2000
5300	930	1999-1	LIL - MILLER - #5300	Completed	14A	09/25/00	\$3,891.10	\$3,891.10	09/27/2000
5301	906	1999-3	DAL - LITTLE - #5301	Completed		07/10/00	\$7,700.00	\$7,700.00	07/13/2000
5302	878	1999-1	ILP - HUDSON - #5302	Completed	14A	07/06/00	\$1,525.00	\$1,525.00	07/13/2000
5303	905	1999-3	DAL - GOULD - #5303	Completed		07/10/00	\$7,700.00	\$7,700.00	07/13/2000
5304	907	1999-3	DAL - SCHRAMEK - #5304	Completed		07/10/00	\$7,700.00	\$7,700.00	07/13/2000
5309	904	1999-3	DAL - ELLIOTT - #5309	Completed		07/10/00	\$7,700.00	\$7,700.00	07/13/2000
5310	910	1999-1	RPI - HOLSTEIN - #5310	Completed	14B	07/21/00	\$2,000.00	\$2,000.00	10/03/2001
	1139	2000-54	RPI - HOLSTEIN - #5310	Canceled	14B	06/26/01	\$0.00	\$0.00	
5311	880	1999-1	ILP - BROWNING - #5311	Completed	14A	07/06/00	\$1,600.00	\$1,600.00	07/13/2000
5312	908	1999-3	DAL - DAVIS - #5312	Completed		07/10/00	\$7,700.00	\$7,700.00	07/13/2000
5313	909	1999-3	DAL - MARTINEZ - #5313	Completed		07/10/00	\$7,500.00	\$7,500.00	07/13/2000
5315	912	1999-1	ILP - DOWNIE - #5315	Completed	14A	07/21/00	\$2,420.00	\$2,420.00	07/29/2000
5316	913	1999-1	ILP - WEBB - #5316	Completed	14A	07/21/00	\$1,035.00	\$1,035.00	07/29/2000
5317	986	1999-1	LARGO - WALKER - #5317	Completed		01/12/01	\$77,666.64	\$77,666.64	01/19/2001
5320	911	1999-1	ILP - BRYSON - #5320	Completed	14A	07/21/00	\$750.00	\$750.00	07/29/2000
5322	915	1999-1	ILP - ROBERTSON - 5322	Completed	14A	07/24/00	\$672.95	\$672.95	07/29/2000

U.S. DEPARTMENT OF HOUSING AND URBAN
DEVELOPMENT
OFFICE OF COMMUNITY PLANNING AND DEVELOPMENT
PR08 - Grantee Summary Activity Report

DATE: 12/10/2018
TIME: 4:29:03 PM
PAGE: 24/74

IDIS

Grantee Activity Number	IDIS Activity - ID	Pgm Yr Project	Activity Name	Act Stat	Matrix Code	Initial Funding Date	Funded Amount	Drawn Amount	Date of Last Draw
5324	920	1999-3	DAL - HOLMES - #5324	Completed		07/28/00	\$8,700.00	\$8,700.00	07/29/2000
5325	921	1999-3	DAL - BARANY - #5325	Completed		07/28/00	\$7,700.00	\$7,700.00	07/29/2000
5327	925	1999-1	ILP - DYKE - #5327	Completed	14A	09/25/00	\$777.50	\$777.50	09/27/2000
5329	914	1999-1	ILP - MAGYAR - #5329	Completed	14A	07/24/00	\$2,750.00	\$2,750.00	07/29/2000
5331	1054	1999-1	RPI - STANG - #5331	Completed	14B	01/17/01	\$24,000.00	\$24,000.00	01/25/2001
5334	983	1999-1	RPI - COPPOLA - #5334	Completed	14A	11/11/00	\$2,757.30	\$2,757.30	11/14/2000
5335	934	1999-1	LIL - GASCA - #5335	Completed	14A	09/25/00	\$13,343.75	\$13,343.75	09/27/2000
5336	984	1999-1	LIL - DAYS - #5336	Completed	14A	11/11/00	\$25,014.95	\$25,014.95	11/14/2000
5337	949	1999-1	LARGO - CLARKE - #5337	Completed		09/26/00	\$13,699.02	\$13,699.02	09/27/2000
5339	950	1999-3	DAL - CARINI - #5339	Completed		09/26/00	\$3,700.00	\$3,700.00	09/27/2000
5340	1347	1999-1	RPI - AFFORDABLE HOUSING - #5340	Completed	14B	05/07/02	\$63,473.00	\$63,473.00	06/04/2002
	1117	2000-54	RPI - AFFORDABLE HSG, INC - #5340	Completed	14B	04/28/01	\$62,740.33	\$62,740.33	10/03/2001
5341	951	1999-3	LARGO - DUBE - #5341	Completed		09/26/00	\$4,975.00	\$4,975.00	09/27/2000
5342	952	1999-3	LARGO - KAY - #5342	Completed		09/26/00	\$7,500.00	\$7,500.00	09/27/2000
5343	953	1999-3	LARGO - AUSTIN - #5343	Completed		09/26/00	\$7,700.00	\$7,700.00	09/27/2000
5344	954	1999-3	LARGO - REID - #5344	Completed		09/26/00	\$7,350.00	\$7,350.00	09/27/2000
5345	1237	2001-58	CD01RPI - GRANESE - HOUSING PRESERVATION	Completed	14B	12/26/01	\$5,500.00	\$5,500.00	12/28/2001
5346	1052	1999-1	LIL - MOODY - #5346	Completed	14A	01/17/01	\$28,094.61	\$28,094.61	01/25/2001
5347	1033	1999-1	LIL - BOGLAR - 5347	Completed	14A	01/16/01	\$35,303.14	\$35,303.14	01/25/2001
5348	932	1999-1	ILP - HEATHER - #5348	Completed	14A	09/25/00	\$672.95	\$672.95	09/27/2000
5349	933	1999-1	ILP - JONES - #5349	Completed	14A	09/25/00	\$2,704.90	\$2,704.90	09/27/2000
5350	931	1999-1	ILP - BURBANK - #5350	Completed	14A	09/25/00	\$2,750.00	\$2,750.00	09/27/2000
5352	955	1999-3	DAL - CUNNINGHAM - #5352	Completed		09/26/00	\$7,700.00	\$7,700.00	09/27/2000
5353	956	1999-3	DAL - RYAN - #5353	Completed		09/26/00	\$7,285.00	\$7,285.00	09/27/2000
5354	957	1999-3	DAL - ZBOROVSKI - #5354	Completed		09/26/00	\$7,700.00	\$7,700.00	09/27/2000
5355	958	1999-3	DAL - BONAWITZ - #5355	Completed		09/26/00	\$7,700.00	\$7,700.00	09/27/2000
5356	959	1999-3	DAL - EARLEY - #5356	Completed		09/26/00	\$7,700.00	\$7,700.00	09/27/2000
5357	1346	1999-1	RPI - WALLACE - #5357	Completed	14B	05/06/02	\$56,000.00	\$56,000.00	06/04/2002
5358	935	1999-1	ILP - KOMINSKI - #5358	Completed	14A	09/25/00	\$642.92	\$642.92	09/27/2000
5359	1094	2000-54	RPI - SPENCER - #5359	Completed	14B	03/22/01	\$27,000.00	\$27,000.00	03/24/2001
5361	945	1999-1	LIL - CLINTON - #5361	Completed	14A	09/25/00	\$3,850.00	\$3,850.00	09/27/2000
5365	960	1999-3	DAL - FERRAND - #5365	Completed		09/26/00	\$7,700.00	\$7,700.00	09/27/2000
5366	1050	1999-1	LIL - FERNANDEZ - #5366	Completed	14A	01/17/01	\$25,251.95	\$25,251.95	01/25/2001
5367	1053	1999-1	LIL - RIVERA - #5367	Completed	14A	01/17/01	\$32,685.27	\$32,685.27	01/25/2001
5368	961	1999-3	DAL - BURGMAIER - #5368	Completed		09/26/00	\$7,700.00	\$7,700.00	09/27/2000
5369	943	1999-1	ILP - MILLER - #5369	Completed	14A	09/25/00	\$2,748.90	\$2,748.90	09/27/2000

U.S. DEPARTMENT OF HOUSING AND URBAN
DEVELOPMENT
OFFICE OF COMMUNITY PLANNING AND DEVELOPMENT
PR08 - Grantee Summary Activity Report

DATE: 12/10/2018
TIME: 4:29:03 PM
PAGE: 25/74

IDIS

Grantee Activity Number	IDIS Activity - ID	Pgm Yr Project	Activity Name	Act Stat	Matrix Code	Initial Funding Date	Funded Amount	Drawn Amount	Date of Last Draw
5370	962	1999-3	DAL - HOUZE - #5370	Completed		09/26/00	\$7,550.00	\$7,550.00	09/27/2000
5371	944	1999-1	ILP - STEIN - #5371	Completed	14A	09/25/00	\$642.92	\$642.92	09/27/2000
5372	942	1999-1	ILP - FORD - #5372	Completed	14A	09/25/00	\$2,695.10	\$2,695.10	09/27/2000
5373	1458	2002-4	CD02RPI - VAUGHAN - HOUSING PRESERVATION	Completed	14B	01/15/03	\$8,400.00	\$8,400.00	01/17/2003
5374	963	1999-3	DAL - HOOKER - #5374	Completed		09/26/00	\$7,700.00	\$7,700.00	09/27/2000
5376	1051	1999-1	LIL - MONTI - #5376	Completed	14A	01/17/01	\$29,965.80	\$29,965.80	01/25/2001
5378	964	1999-3	LARGO - FEDUCCIA - #5378	Completed		09/26/00	\$7,700.00	\$7,700.00	09/27/2000
5381	965	1999-3	DAL - JOHNS - #5381	Completed		09/26/00	\$7,700.00	\$7,700.00	09/27/2000
5382	966	1999-3	DAL - NEAL - #5382	Completed		09/26/00	\$7,700.00	\$7,700.00	09/27/2000
5383	1120	1999-1	RPI - E&H, LC - #5383	Completed	14B	04/28/01	\$17,800.00	\$17,800.00	10/03/2001
5384	1121	1999-1	RPI - E&H, LC - #5384	Completed	14B	04/28/01	\$14,500.00	\$14,500.00	10/03/2001
5386	976	1999-3	LARGO - FARBO - #5386	Completed		11/10/00	\$7,700.00	\$7,700.00	11/14/2000
5387	977	1999-3	LARGO - VAN OSTENBRIDGE - #5387	Completed		11/10/00	\$6,400.00	\$6,400.00	11/14/2000
5388	978	1999-3	LARGO - CONNER - #5388	Completed		11/10/00	\$7,390.00	\$7,390.00	11/14/2000
5389	967	1999-3	DAL - FILMON - #5389	Completed		09/26/00	\$7,700.00	\$7,700.00	09/27/2000
5391	1095	2000-54	RPI - BRAND - #5391	Completed	14B	03/22/01	\$6,600.00	\$6,600.00	03/24/2001
5393	1070	1999-2	MANGO COURT	Completed	14H	01/19/01	\$1,800.00	\$1,800.00	03/24/2001
5394	979	1999-3	DAL - MURRAY - #5394	Completed		11/10/00	\$4,380.00	\$4,380.00	11/14/2000
5395	975	1999-3	DAL - MOORE - #5395	Completed		11/10/00	\$7,700.00	\$7,700.00	11/14/2000
5397	1048	1999-1	LIL - BROWN - #5397	Completed	14A	01/17/01	\$23,745.75	\$23,745.75	01/25/2001
5398	981	1999-3	DAL - JACKSON - #5398	Completed		11/10/00	\$7,700.00	\$7,700.00	11/14/2000
5401	980	1999-3	DAL - RIVERA - #5401	Completed		11/10/00	\$7,700.00	\$7,700.00	11/14/2000
5402	982	1999-3	DAL - O'CONNOR - #5402	Completed		11/10/00	\$7,700.00	\$7,700.00	11/14/2000
5405	990	2000-55	TBCDC - CONLEY - 5405	Completed		01/16/01	\$7,700.00	\$7,700.00	01/19/2001
5410	991	2000-55	TBCDC - MAHONEY - #5410	Completed		01/16/01	\$7,050.00	\$7,050.00	01/19/2001
5413	1075	2000-60	LARGO - BARNARD - #5413	Completed		02/26/01	\$14,810.72	\$14,810.72	02/28/2001
5414	1099	2000-54	RPI - TENDEIRO - #5413	Completed	14B	03/27/01	\$10,600.00	\$10,600.00	05/01/2001
5415	992	2000-55	TBCDC - HAYES - 5415	Completed		01/16/01	\$7,700.00	\$7,700.00	01/19/2001
5416	1028	1999-1	ILP - CONNORS - #5416	Completed	14A	01/16/01	\$2,750.00	\$2,750.00	01/19/2001
5421	1064	2000-58	HFI - MORIN - #5421	Completed		01/17/01	\$42,500.00	\$42,500.00	01/19/2001
5422	1066	2000-58	HFI - WILHELMI - #5422	Completed		01/17/01	\$42,500.00	\$42,500.00	01/19/2001
5423	1030	1999-1	ILP - TUDOR - #5423	Completed	14A	01/16/01	\$925.00	\$925.00	01/19/2001
5424	1027	1999-1	ILP - ALLISON - #5424	Completed	14A	01/16/01	\$925.00	\$925.00	01/19/2001
5425	1029	1999-1	ILP - SHEARER - #5425	Completed	14A	01/16/01	\$925.00	\$925.00	01/19/2001
5429	993	2000-55	TBCDC - WEDDERBURN - #5429	Completed		01/16/01	\$3,240.00	\$3,240.00	01/19/2001
5430	994	2000-55	TBCDC - BANFIELD - #5430	Completed		01/16/01	\$7,400.00	\$7,400.00	01/19/2001

U.S. DEPARTMENT OF HOUSING AND URBAN
DEVELOPMENT
OFFICE OF COMMUNITY PLANNING AND DEVELOPMENT
PR08 - Grantee Summary Activity Report

DATE: 12/10/2018
TIME: 4:29:03 PM
PAGE: 26/74

IDIS

Grantee Activity Number	IDIS Activity - ID	Pgm Yr Project	Activity Name	Act Stat	Matrix Code	Initial Funding Date	Funded Amount	Drawn Amount	Date of Last Draw
5432	995	2000-55	TBCDC - GRACHECK - 5432	Completed		01/16/01	\$7,700.00	\$7,700.00	01/19/2001
5434	996	2000-55	TBCDC - MEAGHER - #5434	Completed		01/18/01	\$11,416.90	\$11,416.90	01/19/2001
5437	1031	1999-1	ILP - TORRES - 5437	Completed	14A	01/16/01	\$925.00	\$925.00	01/19/2001
5438	1041	1999-1	ILP - DAVIS - #5438	Completed	14A	01/16/01	\$1,732.50	\$1,732.50	01/19/2001
5439	1038	1999-1	ILP - BATTLES - #5439	Completed	14A	01/16/01	\$1,732.50	\$1,732.50	01/19/2001
5440	1044	1999-1	ILP - SCOON - #5440	Completed	14A	01/16/01	\$925.00	\$925.00	01/19/2001
5441	1039	1999-1	ILP - CLARK - #5441	Completed	14A	01/16/01	\$925.00	\$925.00	01/19/2001
5442	1040	1999-1	ILP - CRENSHAW - #5442	Completed	14A	01/16/01	\$925.00	\$925.00	01/19/2001
5443	1042	1999-1	ILP - MUDRICK - #5443	Completed	14A	01/16/01	\$925.00	\$925.00	01/19/2001
5444	1043	1999-1	ILP - RITCH - #5444	Completed	14A	01/16/01	\$925.00	\$925.00	01/19/2001
5445	1045	1999-1	ILP - SHEARER - #5445	Completed	14A	01/16/01	\$925.00	\$925.00	01/19/2001
5446	1032	1999-1	ILP - VOK - 5446	Completed	14A	01/16/01	\$925.00	\$925.00	01/19/2001
5448	1065	2000-59	PAL - RYE - #5448	Completed		01/17/01	\$40,000.00	\$40,000.00	01/19/2001
5449	1067	2000-59	PAL - BENTON - #5449	Completed		01/17/01	\$40,000.00	\$40,000.00	01/19/2001
5450	1068	2000-59	PAL - JASSMANN - #5450	Completed		01/17/01	\$21,600.00	\$21,600.00	01/19/2001
5451	997	2000-55	TBCDC - PEACOE - #5451	Completed		01/16/01	\$4,200.00	\$4,200.00	01/19/2001
5452	998	2000-55	TBCDC - BONILLA - #5452	Completed		01/16/01	\$4,720.00	\$4,720.00	01/19/2001
5453	999	2000-55	TBCDC - PEREZ - #5453	Completed		01/16/01	\$7,700.00	\$7,700.00	01/19/2001
5454	1000	2000-55	TBCDC - PAPADOPOULOS - #5454	Completed		01/16/01	\$7,700.00	\$7,700.00	01/19/2001
5455	1001	2000-55	TBCDC - WHOOLERY - #5455	Completed		01/16/01	\$3,250.00	\$3,250.00	01/19/2001
5456	1002	2000-55	TBCDC - WILES - #5456	Completed		01/16/01	\$4,570.00	\$4,570.00	01/19/2001
5457	1003	2000-55	TBCDC - BEATTIE - #5457	Completed		01/16/01	\$7,100.00	\$7,100.00	01/19/2001
5459	1004	2000-55	TBCDC - MARROCCO - #5459	Completed		01/16/01	\$7,700.00	\$7,700.00	01/19/2001
5460	1005	2000-55	TBCDC - RUSH - #5460	Completed		01/16/01	\$7,700.00	\$7,700.00	01/19/2001
5461	1069	2000-58	HFI - DERUCHIE - #5461	Completed		01/17/01	\$34,750.00	\$34,750.00	01/19/2001
5463	1006	2000-55	TBCDC - BLISS - #5463	Completed		01/16/01	\$6,850.00	\$6,850.00	01/19/2001
5466	1058	2000-61	LARGO - JONES - #5466	Completed		01/17/01	\$7,994.00	\$7,994.00	01/25/2001
5467	1007	2000-55	TBCDC - GRAF - #5467	Completed		01/16/01	\$7,700.00	\$7,700.00	01/19/2001
5469	1008	2000-55	TBCDC - LARKIN - #5469	Completed		01/16/01	\$6,800.00	\$6,800.00	01/19/2001
5470	1009	2000-55	TBCDC - PYTLARZ - #5470	Completed		01/16/01	\$7,700.00	\$7,700.00	01/19/2001
5471	1010	2000-55	TBCDC - MCMULLEN - #5471	Completed		01/16/01	\$7,700.00	\$7,700.00	01/19/2001
5472	1011	2000-55	TBCDC - BROOKS - #5472	Completed		01/16/01	\$7,700.00	\$7,700.00	01/19/2001
5475	1118	2000-54	RPI - WINE - #5475	Completed	14B	10/01/01	\$9,000.00	\$9,000.00	10/03/2001
5476	1059	2000-55	TBCDC - BARTLETT - #5476	Completed		01/17/01	\$7,700.00	\$7,700.00	01/25/2001
5477	1061	2000-55	TBCDC - DUPEIRE - #5477	Completed		01/17/01	\$7,250.00	\$7,250.00	01/25/2001
5478	1062	2000-55	TBCDC - KADNER - #5478	Completed		01/17/01	\$3,325.00	\$3,325.00	01/25/2001

U.S. DEPARTMENT OF HOUSING AND URBAN
DEVELOPMENT
OFFICE OF COMMUNITY PLANNING AND DEVELOPMENT
PR08 - Grantee Summary Activity Report

DATE: 12/10/2018
TIME: 4:29:03 PM
PAGE: 27/74

IDIS

Grantee Activity Number	IDIS Activity - ID	Pgm Yr Activity Name Project	Act Stat	Matrix Code	Initial Funding Date	Funded Amount	Drawn Amount	Date of Last Draw
5479	1063	2000-55 TBCDC - TAYLOR - #5479	Completed		01/17/01	\$7,700.00	\$7,700.00	01/25/2001
5480	1060	2000-55 TBCDC - VILLEGAS - #5480	Completed		01/17/01	\$6,700.00	\$6,700.00	01/25/2001
5482	1100	2000-54 RPI - WINDON - #5482	Completed	14B	03/28/01	\$5,850.00	\$5,850.00	05/01/2001
5485	1073	2000-61 LARGO - KAUL - #5485	Completed		02/02/01	\$10,000.00	\$10,000.00	02/03/2001
5500	1080	2000-61 LARGO - FOUNTAIN - #5500	Completed		03/22/01	\$7,700.00	\$7,700.00	03/24/2001
5501	1081	2000-61 LARGO - SCHMITT - #5501	Completed		03/15/01	\$9,468.00	\$9,468.00	03/24/2001
5506	1089	2000-58 HFI - SCOTT - #5506	Completed		03/16/01	\$27,500.00	\$27,500.00	03/24/2001
5507	1091	2000-58 HFI - ROBEEY - #5507	Completed		03/16/01	\$42,500.00	\$42,500.00	03/24/2001
5509	1084	2000-55 TBCDC - PHYTHIAN - #5509	Completed		03/15/01	\$7,110.00	\$7,110.00	03/24/2001
5510	1088	2000-55 TBCDC - HURDLE - #5510	Completed		03/16/01	\$3,220.00	\$3,220.00	03/24/2001
5511	1087	2000-55 TBCDC - MILLER - #5511	Completed		03/15/01	\$7,700.00	\$7,700.00	03/24/2001
5512	1086	2000-55 TBCDC - GLUCK - #5512	Completed		03/15/01	\$7,700.00	\$7,700.00	03/24/2001
5513	1085	2000-55 TBCDC - NADEAU - #5513	Completed		03/15/01	\$7,700.00	\$7,700.00	03/24/2001
5514	1083	2000-55 TBCDC - WILSON - #5514	Completed		03/15/01	\$5,100.00	\$5,100.00	03/24/2001
5515	1082	2000-55 TBCDC - NEWTON - #5515	Completed		03/15/01	\$7,700.00	\$7,700.00	03/24/2001
5520	1079	2000-55 TBCDC - POUNTNEY - #5520	Completed		03/22/01	\$7,700.00	\$7,700.00	03/24/2001
5524	1096	2000-55 TBCDC - BELL - #5524	Completed		03/23/01	\$7,700.00	\$7,700.00	05/01/2001
5526	1116	2000-61 LARGO - SHOOK - #5526	Completed		04/28/01	\$7,700.00	\$7,700.00	05/01/2001
5529	1090	2000-55 TBCDC - DUKE - #5529	Completed		03/16/01	\$7,700.00	\$7,700.00	05/01/2001
5533	1102	2000-55 TBCDC - ZUFALL - #5533	Completed		03/29/01	\$7,700.00	\$7,700.00	05/01/2001
5534	1108	2000-55 TBCDC - CONRAD - #5534	Completed		04/24/01	\$7,700.00	\$7,700.00	05/01/2001
5542	1107	2000-58 HFI - REILLY - #5542	Completed		04/24/01	\$37,000.00	\$37,000.00	05/01/2001
5543	1106	2000-55 TBCDC - DUFFY - #5543	Completed		04/21/01	\$7,612.00	\$7,612.00	05/01/2001
5547	1109	2000-59 PAL - OVERMILLER - #5547	Completed		04/24/01	\$34,940.00	\$34,940.00	05/01/2001
5548	1104	2000-55 TBCDC - HUNTINGTON - #5548	Completed		04/21/01	\$7,700.00	\$7,700.00	05/01/2001
5549	1110	2000-55 TBCDC - BRUNER - #5549	Completed		04/24/01	\$7,700.00	\$7,700.00	05/01/2001
5550	1105	2000-55 TBCDC - SLANEY - #5550	Completed		04/21/01	\$5,700.00	\$5,700.00	05/01/2001
5554	1101	2000-55 TBCDC - SAUTER - #5554	Completed		03/28/01	\$7,700.00	\$7,700.00	05/30/2001
5556	1124	2000-58 HFI - SWANN - #5556	Completed		05/12/01	\$40,500.00	\$40,500.00	05/30/2001
5558	1126	2000-55 TBCDC - BEYNON - #5558	Completed		05/12/01	\$7,700.00	\$7,700.00	05/30/2001
5559	1125	2000-55 TBCDC - CAMPO - 5559	Completed		05/12/01	\$7,700.00	\$7,700.00	05/30/2001
5560	1127	2000-55 TBCDC - JONES - #5560	Completed		05/12/01	\$7,700.00	\$7,700.00	05/30/2001
5561	1128	2000-55 TBCDC - JOHNSON - #5561	Completed		05/12/01	\$7,700.00	\$7,700.00	05/30/2001
5562	1149	2000-60 LARGO - TIPPIT - #5562	Completed		06/26/01	\$8,512.50	\$8,512.50	06/28/2001
5564	1129	2000-55 TBCDC - KROEKER - #5564	Completed		05/25/01	\$4,630.00	\$4,630.00	05/30/2001
5566	1137	2000-55 TBCDC - SCHOTT - #5566	Completed		05/25/01	\$7,700.00	\$7,700.00	05/30/2001

U.S. DEPARTMENT OF HOUSING AND URBAN
DEVELOPMENT
OFFICE OF COMMUNITY PLANNING AND DEVELOPMENT
PR08 - Grantee Summary Activity Report

DATE: 12/10/2018
TIME: 4:29:03 PM
PAGE: 28/74

IDIS

Grantee Activity Number	IDIS Activity - ID	Pgm Yr Project	Activity Name	Act Stat	Matrix Code	Initial Funding Date	Funded Amount	Drawn Amount	Date of Last Draw
5568	1138	2000-61	LARGO - BARIC - #5568	Completed		06/02/01	\$7,700.00	\$7,700.00	06/28/2001
5571	1136	2000-58	HFI - COOPER - #5571	Completed		05/25/01	\$38,500.00	\$38,500.00	05/30/2001
5572	1140	2000-55	TBCDC - GIBBUD - #5572	Completed		06/26/01	\$7,700.00	\$7,700.00	06/28/2001
5575	1143	2000-55	TBCDC - CLARKE - #5575	Completed		06/26/01	\$7,300.00	\$7,300.00	06/28/2001
5576	1142	2000-55	TBCDC - ANDERSON - #5576	Completed		06/26/01	\$7,700.00	\$7,700.00	06/28/2001
5580	1146	2000-55	TBCDC - RIVAS - #5580	Completed		06/26/01	\$7,700.00	\$7,700.00	06/28/2001
5581	1144	2000-55	TBCDC - DI PAOLO - #5581	Completed		06/26/01	\$7,400.00	\$7,400.00	06/28/2001
5585	1145	2000-55	TBCDC - MARRILLIA - #5585	Completed		06/26/01	\$7,700.00	\$7,700.00	06/28/2001
5586	1187	2000-60	LARGO - JOHNSON - #5586	Completed		08/21/01	\$19,562.80	\$19,562.80	08/22/2001
5591	1147	2000-55	TBCDC - GREEN - #5591	Completed		06/26/01	\$7,700.00	\$7,700.00	06/28/2001
5592	1150	2000-59	PAL - JAYCOX - #5592	Completed		06/26/01	\$40,500.00	\$40,500.00	06/28/2001
5593	1148	2000-55	TBCDC - MARYCH - #5593	Completed		06/26/01	\$7,700.00	\$7,700.00	06/28/2001
5595	1153	2000-55	TBCDC - MCFARLAND - #5595	Completed		06/27/01	\$7,700.00	\$7,700.00	07/11/2001
5596	1154	2000-55	TBCDC - DAVIS - #5596	Completed		06/27/01	\$7,700.00	\$7,700.00	07/11/2001
5599	1164	2000-55	TBCDC - BROUCINEK - #5599	Completed		07/13/01	\$7,700.00	\$7,700.00	07/24/2001
5600	1165	2000-55	TBCDC - AYOTTE - #5600	Completed		07/13/01	\$7,700.00	\$7,700.00	07/24/2001
5601	1166	2000-55	TBCDC - COLSTON - #5601	Completed		07/13/01	\$7,700.00	\$7,700.00	07/24/2001
5602	1167	2000-55	TBCDC - DUFF - #5602	Completed		07/13/01	\$3,670.00	\$3,670.00	07/24/2001
5603	1168	2000-55	TBCDC - POWELL - #5603	Completed		07/13/01	\$7,700.00	\$7,700.00	07/24/2001
5604	1169	2000-55	TBCDC - HOSTETLER - #5604	Completed		07/13/01	\$7,700.00	\$7,700.00	07/24/2001
5605	1170	2000-55	TBCDC - OLSEN - #5605	Completed		07/16/01	\$7,700.00	\$7,700.00	07/24/2001
5607	1171	2000-55	TBCDC - CHAJJADI - #5607	Completed		07/16/01	\$7,700.00	\$7,700.00	07/24/2001
5612	1174	2000-59	PAL - GEIGER - #5612	Completed		07/20/01	\$40,000.00	\$40,000.00	07/24/2001
5613	1176	2000-55	TBCDC - VIEGO - #5613	Completed	13	08/06/01	\$4,050.00	\$4,050.00	08/07/2001
5624	1276	2000-54	RPI - DIXON - #5624	Completed	14B	02/07/02	\$18,000.00	\$18,000.00	02/22/2002
5632	1190	2000-59	PAL - HYDE - #5632	Completed		08/21/01	\$35,750.00	\$35,750.00	11/02/2001
5671	1223	2001-59	TBCDC - MORRIS - #5671	Completed		12/20/01	\$4,909.00	\$4,909.00	12/21/2001
5672	1224	2001-59	TBCDC - HOOVER - #5672	Completed		12/20/01	\$7,800.00	\$7,800.00	12/21/2001
5673	1225	2001-59	TBCDC - HOLDERBAUM - #5673	Completed		12/20/01	\$7,800.00	\$7,800.00	12/21/2001
5675	1226	2001-59	TBCDC - HOWELL - #5675	Completed		12/20/01	\$6,275.00	\$6,275.00	12/21/2001
5679	1235	2001-59	TBCDC - LANDAVERDE - #5679	Completed		12/26/01	\$7,800.00	\$7,800.00	12/28/2001
5680	1234	2001-59	TBCDC - KELLEY - #5680	Completed		12/26/01	\$5,800.00	\$5,800.00	12/28/2001
5691	1239	2001-59	TBCDC - SMITH - #5691	Completed		12/27/01	\$7,800.00	\$7,800.00	01/04/2002
5693	1259	2001-58	CD01RPI - GARCO - HOUSING PRESERVATION	Completed	14B	01/10/02	\$9,000.00	\$9,000.00	01/19/2002
5697	1260	2001-58	CD01RPI - GARCO - HOUSING PRESERVATION	Completed	14B	01/10/02	\$9,000.00	\$9,000.00	01/19/2002
5703	1261	2001-58	CD01RPI - CHIANG - HOUSING PRESERVATION	Completed	14B	01/10/02	\$9,000.00	\$9,000.00	01/19/2002

U.S. DEPARTMENT OF HOUSING AND URBAN
DEVELOPMENT
OFFICE OF COMMUNITY PLANNING AND DEVELOPMENT
PR08 - Grantee Summary Activity Report

DATE: 12/10/2018
TIME: 4:29:03 PM
PAGE: 29/74

IDIS

Grantee Activity Number	IDIS Activity - ID	Pgm Yr Project	Activity Name	Act Stat	Matrix Code	Initial Funding Date	Funded Amount	Drawn Amount	Date of Last Draw
5725	1291	2001-58	CD01RPI - DIXON - HOUSING PRESERVATION	Completed	14B	02/19/02	\$26,000.00	\$26,000.00	02/22/2002
5730	1353	2001-58	CD01RPI - DAY - HOUSING PRESERVATION	Completed	14B	05/29/02	\$9,000.00	\$9,000.00	06/04/2002
5747	1313	2000-54	RPI - RATLIFF - #5747	Completed	14B	04/05/02	\$17,000.00	\$17,000.00	04/11/2002
5756	1350	2001-58	CD01RPI - BILLIAS - HOUSING PRESERVATION	Completed	14B	05/15/02	\$16,500.00	\$16,500.00	01/17/2003
5762	1369	2001-58	CD01RPI - SHOOTING STAR - HOUSING PRES	Completed	14B	06/06/02	\$41,000.00	\$41,000.00	06/15/2002
5788	1370	2001-58	CD01RPI - POMPEO - HOUSING PRESERVATION	Completed	14A	06/06/02	\$9,000.00	\$9,000.00	06/15/2002
5835	1403	2001-58	CD01RPI - REEDER - HOUSING PRESERVATION	Completed	14B	08/19/02	\$4,500.00	\$4,500.00	08/24/2002
5859	1408	2001-58	CD01RPI - NORLANDER - HOUSING PRESERVATI	Completed	14B	09/30/02	\$5,300.00	\$5,300.00	10/03/2002
5869	1409	2001-58	CD01RPI - SOMOGYI - HOUSING PRESERVATION	Completed	14B	09/30/02	\$32,000.00	\$32,000.00	10/03/2002
	1763	2003-26	RPI - SOMOGYI - #5869	Completed	14B	07/20/04	\$55,911.00	\$55,911.00	04/09/2005
5870	1410	2001-58	CD01RPI - MCCABE - HOUSING PRESERVATION	Completed	14B	09/30/02	\$8,800.00	\$8,800.00	10/03/2002
5872	1413	2001-70	HM01RHD - HERITAGE PRESBYTERIAN APTS	Completed		09/30/02	\$618,400.00	\$618,400.00	10/03/2002
5876	1412	2001-58	CD01RPI - ENRIGHT - HOUSING PRESERVATION	Completed	14A	09/30/02	\$6,500.00	\$6,500.00	10/03/2002
5878	1411	2001-58	CD01RPI - NELSON - HOUSING PRESERVATION	Completed	14B	09/30/02	\$15,000.00	\$15,000.00	10/03/2002
5879	1442	2002-4	CD02RPI - LEAMAN - HOUSING PRESERVATION	Completed	14A	01/13/03	\$4,400.00	\$4,400.00	01/17/2003
5892	1407	2001-58	CD01RPI - ENRIGHT - HOUSING PRESERVATION	Completed	14B	09/30/02	\$18,000.00	\$18,000.00	10/03/2002
5904	1479	2002-4	CD02RPI - PAVENT - HOUSING PRESERVATION	Completed	14B	01/28/03	\$15,213.30	\$15,213.30	07/01/2003
5908	1461	2002-1	HM02RHD - TRINITY HOUSE	Completed		01/16/03	\$21,418.55	\$21,418.55	01/17/2003
5930	1471	2002-4	CD02RPI - GANTT - HOUSING PRESERVATION	Completed	14B	01/27/03	\$4,000.00	\$4,000.00	01/31/2003
5931	1459	2002-4	CD02RPI - MCCABE - HOUSING PRESERVATION	Completed	14B	01/15/03	\$6,200.00	\$6,200.00	01/17/2003
5940	1502	2002-4	CD02RPI - BRAZEN - HOUSING PRESERVATION	Completed	12	02/17/03	\$11,000.00	\$11,000.00	04/12/2003
5948	1606	2002-3	HM02LSFR	Completed		09/29/03	\$53,738.00	\$53,738.00	10/16/2003
5949	1441	2002-1	HM02RHD - CONTEMPORARY HOUSING DEVELOPMT	Completed		12/27/02	\$1,178,062.78	\$1,178,062.78	07/03/2003
5958	1472	2002-4	CD02RPI - BRAZEN - HOUSING PRESERVATION	Completed	14B	01/27/03	\$9,500.00	\$9,500.00	01/31/2003
5964	1503	2002-4	CD02RPI - DIXON - HOUSING PRESERVATION	Completed	12	02/17/03	\$18,000.00	\$18,000.00	04/12/2003
5965	1504	2002-4	CD02RPI - NUYTEN - HOUSING PRESERVATION	Completed	12	02/17/03	\$4,600.00	\$4,600.00	04/12/2003
5966	1505	2002-4	CD02RPI - NUYTEN - HOUSING PRESERVATION	Completed	12	02/17/03	\$4,600.00	\$4,600.00	04/12/2003
5976	1550	2002-4	CD02RPI - DIXON - HOUSING PRESERVATION	Completed	14B	05/16/03	\$18,000.00	\$18,000.00	05/21/2003
5992	1533	2002-4	CD02RPI - GALLOWAY -HOUSING PRESERVATION	Completed	12	04/25/03	\$20,000.00	\$20,000.00	05/01/2003
5994	1595	2002-1	RPI - HABER - #5994	Completed	14B	10/09/03	\$45,500.00	\$45,500.00	10/16/2003
6004	1548	2002-4	CD02RPI - NUYTEN - HOUSING PRESERVATION	Completed	14A	05/16/03	\$4,400.00	\$4,400.00	05/21/2003
6005	1549	2002-4	CD02RPI - NUYTEN - HOUSING PRESERVATION	Completed	14A	05/16/03	\$6,000.00	\$6,000.00	05/21/2003
6006	1547	2002-4	CD02RPI - NUYTEN - HOUSING PRESERVATION	Completed	14A	05/16/03	\$5,900.00	\$5,900.00	05/21/2003
6007	1551	2002-4	CD02RPI - PETERSON- HOUSING PRESERVATION	Completed	14B	05/16/03	\$18,000.00	\$18,000.00	05/21/2003
6008	1552	2002-4	CD02RPI - PETERSON- HOUSING PRESERVATION	Completed	14B	05/16/03	\$18,000.00	\$18,000.00	05/21/2003
6010	1565	2002-4	CD02RPI - NUYTEN - HOUSING PRESERVATION	Completed	12	06/16/03	\$9,000.00	\$9,000.00	07/01/2003

U.S. DEPARTMENT OF HOUSING AND URBAN
DEVELOPMENT
OFFICE OF COMMUNITY PLANNING AND DEVELOPMENT
PR08 - Grantee Summary Activity Report

DATE: 12/10/2018
TIME: 4:29:03 PM
PAGE: 30/74

IDIS

Grantee Activity Number	IDIS Activity - ID	Pgm Yr Project	Activity Name	Act Stat	Matrix Code	Initial Funding Date	Funded Amount	Drawn Amount	Date of Last Draw
6011	1596	2002-1	RPI - CURLEY - #6011	Completed	14B	10/09/03	\$9,000.00	\$9,000.00	10/16/2003
6030	1564	2002-4	CD02RPI - BRAZEN - HOUSING PRESERVATION	Completed	12	06/16/03	\$8,950.00	\$8,950.00	07/01/2003
6031	1641	2003-30	LARGO LEER #6031	Completed		03/17/04	\$72,366.56	\$72,366.56	03/19/2004
6035	1553	2002-4	CD02RPI - HAZLITT - HOUSING PRESERVATION	Completed	14B	05/16/03	\$24,500.00	\$24,500.00	05/21/2003
6043	1566	2002-4	CD02RPI - PALMA - HOUSING PRESERVATION	Completed	12	06/16/03	\$6,900.00	\$6,900.00	07/01/2003
6048	1693	2003-26	RPI NEWMAN E. #6048	Completed	14B	03/15/04	\$4,650.00	\$4,650.00	03/19/2004
6049	1692	2003-26	RPI NEWMAN #6049	Completed	14B	03/15/04	\$3,850.00	\$3,850.00	03/19/2004
6071	1607	2002-2	HM02SFR	Completed		09/29/03	\$2,750.00	\$2,750.00	10/16/2003
6074	1573	2002-1	HM02RHD - FRIENDS OF THE DEAF SVC CENTER	Completed		06/27/03	\$90,000.00	\$90,000.00	09/30/2004
6076	1600	2002-3	HM02LHBA	Completed		09/27/03	\$10,800.00	\$10,800.00	10/16/2003
6077	1601	2002-3	HM02LHBA	Completed		09/27/03	\$6,210.00	\$6,210.00	10/16/2003
6084	1578	2002-1	ILP - TABERY - #6084	Canceled			\$0.00	\$0.00	
	1579	2002-2	ILP - TABERY	Completed		09/25/03	\$2,750.00	\$2,750.00	10/16/2003
6090	1611	2002-2	HM02SFR	Completed		10/03/03	\$2,750.00	\$2,750.00	10/16/2003
6091	1612	2002-2	HM02SFR	Completed		10/03/03	\$2,750.00	\$2,750.00	10/16/2003
6094	1613	2002-3	DOWN PAYMENT ASSISTANCE	Completed		10/10/03	\$7,800.00	\$7,800.00	10/16/2003
6096	1604	2002-3	HM02DAL #6096	Completed		09/29/03	\$7,800.00	\$7,800.00	10/16/2003
6097	1603	2002-3	HM02DAL	Completed		09/27/03	\$7,570.00	\$7,570.00	10/16/2003
6098	1602	2002-3	HM02DAL	Completed		09/27/03	\$7,800.00	\$7,800.00	10/16/2003
6106	1608	2002-3	HM02DAL	Completed		09/29/03	\$7,800.00	\$7,800.00	10/16/2003
6107	1610	2002-3	HM02DAL	Completed		09/29/03	\$6,575.00	\$6,575.00	10/16/2003
6108	1609	2002-3	HM02DAL	Completed		09/29/03	\$7,800.00	\$7,800.00	10/16/2003
6113	1605	2002-3	HM02DAL	Completed		09/29/03	\$7,800.00	\$7,800.00	10/16/2003
6131	1690	2003-44	ARBEN & SELVIE BERBERI	Completed		03/15/04	\$7,800.00	\$7,800.00	03/19/2004
6134	1648	2003-44	VARELA/AVANDA JORGE/LUZ	Completed		03/10/04	\$6,800.00	\$6,800.00	03/19/2004
6138	1651	2003-44	FELIX AND MIRIAM PEREZ	Completed		03/10/04	\$7,800.00	\$7,800.00	03/19/2004
6139	1650	2003-44	LISA SMITH	Completed		03/10/04	\$7,700.00	\$7,700.00	03/19/2004
6147	1644	2003-32	J. COMEY	Completed		03/03/04	\$2,750.00	\$2,750.00	03/19/2004
6154	1730	2003-33	LARGO DAL - TRAN - #6154	Completed		06/09/04	\$10,000.00	\$10,000.00	06/15/2004
6156	1735	2003-33	LARGO DAL - JADUS - #6156	Completed		06/09/04	\$10,800.00	\$10,800.00	06/15/2004
6157	1734	2003-33	LARGO DAL - POWELL - #6157	Completed		06/09/04	\$10,800.00	\$10,800.00	06/15/2004
6158	1747	2003-33	LARGO DAL - MARTIN - #6158	Completed		07/12/04	\$7,800.00	\$7,800.00	07/20/2004
6165	1694	2003-26	RPI FRANKS #6165	Completed	14A	03/15/04	\$9,000.00	\$9,000.00	03/19/2004
6167	1659	2003-44	MARIN/RADOSTINA TODOROV/PAVLOVA	Completed		03/10/04	\$6,825.00	\$6,825.00	03/19/2004
6173	1660	2003-32	TARPON PINES VILLAGE, LLC/DICANDILO	Completed		03/11/04	\$2,550.00	\$2,550.00	03/19/2004
6174	1691	2003-26	RPI QUATTLEBAUM #6174	Completed	14B	03/15/04	\$15,000.00	\$15,000.00	03/19/2004

U.S. DEPARTMENT OF HOUSING AND URBAN
DEVELOPMENT
OFFICE OF COMMUNITY PLANNING AND DEVELOPMENT
PR08 - Grantee Summary Activity Report

DATE: 12/10/2018
TIME: 4:29:03 PM
PAGE: 31/74

IDIS

Grantee Activity Number	IDIS Activity - ID	Pgm Yr Project	Activity Name	Act Stat	Matrix Code	Initial Funding Date	Funded Amount	Drawn Amount	Date of Last Draw
6175	1657	2003-44	DOMINICK CRITELLI	Completed		03/10/04	\$7,700.00	\$7,700.00	03/19/2004
6177	1652	2003-44	BARBARA WESTBROOK	Completed		03/10/04	\$7,275.00	\$7,275.00	03/19/2004
6178	1647	2003-44	ELSA M. REYES	Completed		03/04/04	\$7,325.00	\$7,325.00	03/19/2004
6179	1658	2003-44	ANGELINE DELLER	Completed		03/10/04	\$7,700.00	\$7,700.00	03/19/2004
6181	1661	2003-44	JAVIER PEREZ	Completed		03/10/04	\$6,900.00	\$6,900.00	03/19/2004
6182	1645	2003-44	DAWN BARCLAY	Completed		03/03/04	\$6,600.00	\$6,600.00	03/19/2004
6183	1646	2003-44	CELESTE DUMONT	Completed		03/03/04	\$7,500.00	\$7,500.00	03/19/2004
6184	1653	2003-44	OBRAD DJURIC	Completed		03/10/04	\$7,700.00	\$7,700.00	03/19/2004
6186	1654	2003-44	WILLIAM THOMAS	Completed		03/10/04	\$7,700.00	\$7,700.00	03/19/2004
6187	1656	2003-44	DANIEL T. HUNTER	Completed		03/11/04	\$7,700.00	\$7,700.00	03/19/2004
6188	1655	2003-44	PAUL RAVER	Completed		03/10/04	\$7,700.00	\$7,700.00	03/19/2004
6199	1649	2003-44	MARIANNE NIEVES	Completed		03/10/04	\$5,925.00	\$5,925.00	05/08/2004
6200	1699	2003-44	JANINE CORRIGAN #6200	Completed		04/15/04	\$7,700.00	\$7,700.00	05/08/2004
6201	1714	2003-26	RPI - SHONEFELT - 6201	Completed	14B	05/17/04	\$22,000.00	\$22,000.00	05/27/2004
6202	1736	2003-33	LARGO DAL - MARKHAM - #6202	Completed		06/09/04	\$7,800.00	\$7,800.00	06/15/2004
6203	1741	2003-33	LARGO DAL - ADAMI - #6203	Completed		07/12/04	\$9,725.00	\$9,725.00	07/20/2004
6204	1723	2003-26	RPI - POLIN - 6204	Completed	14A	06/04/04	\$3,200.00	\$3,200.00	06/15/2004
6206	1713	2003-46	HOME - PREHAB - #6206	Completed		04/29/04	\$27,418.25	\$27,418.25	05/08/2004
6207	1718	2003-46	HOME - PREHAB - 6207	Completed		05/17/04	\$34,964.50	\$34,964.50	05/27/2004
6208	1729	2003-33	LARGO DAL - WEIGAND - #6208	Completed		06/09/04	\$8,800.00	\$8,800.00	06/15/2004
6209	1731	2003-30	LARGO - PADULA - #6209	Completed		06/09/04	\$29,636.20	\$29,636.20	06/15/2004
6210	1737	2003-32	ILP - CRAWFORD - #6210	Completed		06/10/04	\$2,750.00	\$2,750.00	06/15/2004
6212	1726	2003-44	DAL - GARCIA - #6212	Completed		06/07/04	\$7,700.00	\$7,700.00	06/15/2004
6213	1719	2003-44	DAL - VUJICIC - #6213	Completed		06/04/04	\$7,425.00	\$7,425.00	06/15/2004
6214	1728	2003-44	DAL - MORRIS - #6214	Completed		06/07/04	\$7,700.00	\$7,700.00	06/15/2004
6215	1725	2003-44	DAL - BOLEY - #6215	Completed		06/07/04	\$7,125.00	\$7,125.00	06/15/2004
6217	1727	2003-44	DAL - TALNER - #6217	Completed		06/07/04	\$7,700.00	\$7,700.00	06/15/2004
6218	1732	2003-44	DAL - TURNER - #6218	Completed		06/09/04	\$7,700.00	\$7,700.00	06/15/2004
6220	1751	2003-44	DAL - POLJAC - #6220	Completed		09/27/04	\$7,560.00	\$7,560.00	09/30/2004
6224	1739	2003-44	DAL - GLAVONJIC - #6224	Completed		07/09/04	\$7,700.00	\$7,700.00	07/20/2004
6226	1753	2003-46	PREHAB - BURGER/WEIR - #6226	Completed		07/13/04	\$32,639.45	\$32,639.45	07/20/2004
6228	1748	2003-33	LARGO DAL - BABA-ALIQ - #6228	Completed		07/12/04	\$7,925.00	\$7,925.00	07/20/2004
6230	1752	2003-32	ILP - SNYDER - #6230	Completed		07/13/04	\$1,950.00	\$1,950.00	07/20/2004
6231	1750	2003-44	DAL - HARRIS - #6231	Completed		07/12/04	\$7,575.00	\$7,575.00	07/20/2004
6232	1745	2003-44	DAL - SMALLING - #6232	Completed		07/12/04	\$7,700.00	\$7,700.00	07/20/2004
6234	1749	2003-44	DAL - MILOSEVIC - #6234	Completed		07/12/04	\$7,700.00	\$7,700.00	07/20/2004

U.S. DEPARTMENT OF HOUSING AND URBAN
DEVELOPMENT
OFFICE OF COMMUNITY PLANNING AND DEVELOPMENT
PR08 - Grantee Summary Activity Report

DATE: 12/10/2018
TIME: 4:29:03 PM
PAGE: 32/74

IDIS

Grantee Activity Number	IDIS Activity - ID	Pgm Yr Project	Activity Name	Act Stat	Matrix Code	Initial Funding Date	Funded Amount	Drawn Amount	Date of Last Draw
6235	1766	2003-26	RPI - MCCABE - #6235	Completed	14B	07/20/04	\$7,800.00	\$7,800.00	07/21/2004
6238	1772	2003-29	RHD - ALTA LARGO #6238	Completed		09/27/04	\$1,000,000.00	\$1,000,000.00	09/30/2004
6241	1746	2003-33	LARGO DAL - SANPHY - #6241	Completed		09/27/04	\$10,800.00	\$10,800.00	09/30/2004
6242	1774	2003-44	DAL-KOCSES-#6242	Completed		09/27/04	\$7,800.00	\$7,800.00	09/30/2004
6243	1754	2003-44	DAL - WATSON - #6243	Completed		09/27/04	\$5,050.00	\$5,050.00	09/30/2004
6244	1755	2003-44	DAL - MORALES - #6244	Completed		09/27/04	\$7,700.00	\$7,700.00	09/30/2004
6247	1756	2003-44	DAL - TIZNADO - #6247	Completed		09/27/04	\$7,700.00	\$7,700.00	09/30/2004
6248	1757	2003-44	DAL - RUIZ - #6248	Completed		09/27/04	\$6,900.00	\$6,900.00	09/30/2004
6249	1758	2003-44	DAL - SANDY - #6249	Completed		09/27/04	\$7,800.00	\$7,800.00	09/30/2004
6250	1759	2003-44	DAL - GEARY - #6250	Completed		09/27/04	\$7,700.00	\$7,700.00	09/30/2004
6251	1760	2003-44	DAL - HESSE - #6251	Completed		09/27/04	\$7,700.00	\$7,700.00	09/30/2004
6252	1761	2003-44	DAL - JORDAN - #6252	Completed		09/27/04	\$6,575.00	\$6,575.00	09/30/2004
6253	1770	2003-26	RPI - CHIANG - #6253	Completed	14B	09/03/04	\$23,000.00	\$23,000.00	09/10/2004
6254	1782	2003-30	LARGO - SNIPES - #6254	Completed		09/29/04	\$58,683.63	\$58,683.63	09/30/2004
6259	1768	2003-44	DAL - QUEZON - #6259	Completed		09/29/04	\$6,809.73	\$6,809.73	09/30/2004
6261	1778	2003-44	DAL - BENJAMIN - #6261	Completed		09/29/04	\$7,700.00	\$7,700.00	09/30/2004
6263	1803	2003-26	RPI - SHIU, HUA - #6263	Completed	14B	10/22/04	\$27,500.00	\$27,500.00	11/09/2004
6266	1784	2003-33	LARGO DAL - VARNEY - #6266	Completed		09/29/04	\$10,800.00	\$10,800.00	09/30/2004
6267	1783	2003-33	LARGO DAL - RIVERA - #6267	Completed		09/29/04	\$10,800.00	\$10,800.00	09/30/2004
6268	1779	2003-44	DAL - WILSON - #6268	Completed		09/29/04	\$7,250.00	\$7,250.00	09/30/2004
6271	1780	2003-44	DAL - GALLEGO - #6271	Completed		09/29/04	\$5,975.00	\$5,975.00	09/30/2004
6272	1802	2003-26	RPI - NUYTEN - #6272	Completed	14A	10/22/04	\$6,800.00	\$6,800.00	11/09/2004
6273	1777	2003-44	DAL - MCMILLEN/BATES - #6273	Completed		09/29/04	\$7,700.00	\$7,700.00	09/30/2004
6274	1781	2003-44	DAL - RAMIREZ - #6274	Completed		09/29/04	\$6,325.00	\$6,325.00	09/30/2004
6278	1775	2003-44	DAL - FLORES - #6278	Completed		09/29/04	\$7,700.00	\$7,700.00	09/30/2004
6279	1740	2003-44	DAL - BARNES - #6279	Completed		09/29/04	\$7,380.00	\$7,380.00	09/30/2004
6281	1785	2003-44	DAL - SARMIENTO - #6281	Completed		09/29/04	\$7,700.00	\$7,700.00	09/30/2004
6282	1776	2003-32	ILP - SCOTT - #6282	Completed		09/29/04	\$2,750.00	\$2,750.00	09/30/2004
6283	1822	2004-25	RPI - STANG - #6283	Completed	14B	01/25/05	\$18,000.00	\$18,000.00	01/28/2005
6284	1820	2004-25	RPI - PKC PROP INVEST - #6284	Completed	14A	01/25/05	\$6,250.00	\$6,250.00	01/28/2005
6286	1787	2003-44	DAL - LINDO - #6286	Completed		09/29/04	\$5,900.00	\$5,900.00	09/30/2004
6288	1788	2003-30	LARGO - CRUZ - #6288	Completed		09/29/04	\$36,386.15	\$36,386.15	09/30/2004
6289	1807	2003-44	DAL - NIEVES - #6289	Completed		11/04/04	\$7,200.00	\$7,200.00	11/09/2004
6290	1808	2003-44	DAL - LOYND - #6290	Completed		11/04/04	\$7,700.00	\$7,700.00	11/09/2004
6291	1806	2003-44	DAL - ROGERS - #6291	Completed		11/04/04	\$7,700.00	\$7,700.00	11/09/2004
6302	1804	2003-44	DAL - GAETZ - #6302	Completed		10/25/04	\$7,700.00	\$7,700.00	11/09/2004

U.S. DEPARTMENT OF HOUSING AND URBAN
DEVELOPMENT
OFFICE OF COMMUNITY PLANNING AND DEVELOPMENT
PR08 - Grantee Summary Activity Report

DATE: 12/10/2018
TIME: 4:29:03 PM
PAGE: 33/74

IDIS

Grantee Activity Number	IDIS Activity - ID	Pgm Yr Project	Activity Name	Act Stat	Matrix Code	Initial Funding Date	Funded Amount	Drawn Amount	Date of Last Draw
6304	1805	2003-44	DAL - NIKOLOV - #6304	Completed		11/04/04	\$7,700.00	\$7,700.00	11/09/2004
6306	1829	2004-25	RPI - QUATTLEBAUM - #6306	Completed	14B	02/04/05	\$16,500.00	\$16,500.00	02/11/2005
6307	1877	2004-25	RPI - GOMEZ - #6307	Completed	14B	06/07/05	\$8,800.00	\$8,800.00	06/25/2005
6308	1878	2004-25	RPI - GOMEZ - #6308	Completed	14B	06/07/05	\$11,200.00	\$11,200.00	09/30/2005
6311	1842	2004-26	DAL - TORRES - #6311	Completed		02/09/05	\$7,800.00	\$7,800.00	02/11/2005
6312	1817	2003-33	LAR DPA - HAAS - #6312	Completed		01/13/05	\$10,800.00	\$10,800.00	01/15/2005
6315	1827	2004-37	ILP - ATKINSON - #6315	Completed		01/27/05	\$3,800.00	\$3,800.00	01/28/2005
6323	1826	2004-37	ILP - CICH - #6323	Completed		01/27/05	\$3,800.00	\$3,800.00	01/28/2005
6326	1844	2004-26	DAL - MARTINEZ - #6326	Completed		02/09/05	\$10,800.00	\$10,800.00	06/22/2006
6331	1845	2004-26	DAL - BRIANNE - #6331	Completed		02/09/05	\$10,800.00	\$10,800.00	02/11/2005
6333	1841	2004-24	LSFR - MCROBERTS - #6333	Completed		02/08/05	\$61,136.63	\$61,136.63	02/11/2005
6334	1840	2004-24	LSFR - TIPPIT - #6334	Completed		02/08/05	\$42,660.06	\$42,660.06	02/11/2005
6335	1843	2004-26	DAL - WATERSON - #6335	Completed		02/09/05	\$7,800.00	\$7,800.00	02/11/2005
6341	1848	2004-24	LSFR - ERIKSON - #6341	Completed		03/01/05	\$62,723.61	\$62,723.61	04/09/2005
6342	1849	2004-26	DAL - WHITEHORSE - #6342	Completed		03/01/05	\$10,135.00	\$10,135.00	04/09/2005
6343	1847	2003-33	LAR DPA - HOOLSEMA - #6343	Completed		03/01/05	\$10,800.00	\$10,800.00	04/09/2005
6345	1852	2004-25	RPI - LANCIOTTI - #6345	Completed	14B	04/07/05	\$13,113.00	\$13,113.00	08/25/2006
6349	1861	2004-25	RPI - LORRLIS - #6349	Completed	14B	04/08/05	\$16,000.00	\$16,000.00	05/24/2005
6350	1854	2004-26	CNHS DAL - MCDERMITT - #6350	Completed		04/07/05	\$10,800.00	\$10,800.00	05/18/2005
6353	1857	2004-24	LSFR - MCPHERSON - #6353	Completed		04/08/05	\$49,330.95	\$49,330.95	05/18/2005
6355	1855	2004-26	DAL - SARMIENTO - #6355	Completed		04/07/05	\$10,800.00	\$10,800.00	04/09/2005
6360	1874	2004-25	RPI - SAUER - #6360	Completed	14B	06/07/05	\$25,500.00	\$25,500.00	06/25/2005
6361	1856	2004-26	DAL - OBSTACULO - #6361	Completed		04/07/05	\$10,800.00	\$10,800.00	04/09/2005
6362	1859	2004-26	DAL - ZAHIROVIC	Completed		04/08/05	\$8,675.00	\$8,675.00	05/18/2005
6364	1860	2004-26	DAL - PEDERSEN - #6364	Completed		04/08/05	\$10,800.00	\$10,800.00	05/18/2005
6365	1858	2004-37	ILP - NOONAN - #6365	Completed		04/08/05	\$3,800.00	\$3,800.00	05/18/2005
6367	1863	2004-26	CNHS DAL - MENYHERT - #6367	Completed		04/13/05	\$10,000.00	\$10,000.00	05/18/2005
6368	1866	2004-24	LSFR - THIBODEAU - #6368	Completed		05/16/05	\$15,171.55	\$15,171.55	05/18/2005
6369	1867	2004-24	LSFR - JACKSON - #6369	Completed		05/16/05	\$37,281.63	\$37,281.63	05/18/2005
6370	1898	2003-29	RHD - CHAF - #6370	Completed		09/27/05	\$256,000.00	\$256,000.00	06/22/2006
6375	1869	2004-24	LSFR - MARVEL - #6375	Completed		05/16/05	\$55,905.23	\$55,905.23	05/18/2005
6376	1868	2004-24	LSFR - NELSON - #6376	Completed		05/16/05	\$49,353.30	\$49,353.30	05/18/2005
6379	1864	2004-26	CNHS DAL - BURK - #6379	Completed		05/16/05	\$10,800.00	\$10,800.00	09/02/2005
6380	1865	2004-26	DAL - ORE - #6380	Completed		05/16/05	\$10,800.00	\$10,800.00	05/18/2005
6381	1966	2005-25	RHD - GROVE PARK - #6381	Completed		09/20/06	\$686,848.42	\$686,848.42	12/18/2009
6382	1991	2005-25	BOLEY CENTER - SAFE HAVEN	Completed		09/21/06	\$325,000.00	\$325,000.00	11/28/2006

U.S. DEPARTMENT OF HOUSING AND URBAN
DEVELOPMENT
OFFICE OF COMMUNITY PLANNING AND DEVELOPMENT
PR08 - Grantee Summary Activity Report

DATE: 12/10/2018
TIME: 4:29:03 PM
PAGE: 34/74

IDIS

Grantee Activity Number	IDIS Activity - ID	Pgm Yr Project	Activity Name	Act Stat	Matrix Code	Initial Funding Date	Funded Amount	Drawn Amount	Date of Last Draw
6383	1902	2004-21	RHD - PALMETTO PARK - 36383	Completed		09/28/05	\$900,000.00	\$900,000.00	10/01/2005
6384	1872	2004-26	DAL - FRANGIPANE - #6384	Completed		06/07/05	\$10,575.00	\$10,575.00	06/25/2005
6386	1885	2004-25	RPI - CRAVEN - #6386	Completed	14A	07/18/05	\$3,500.00	\$3,500.00	07/19/2005
6388	1880	2004-37	ILP - D'AMBROSIO - #6388	Completed		06/21/05	\$3,800.00	\$3,800.00	06/28/2005
6390	1873	2004-26	DAL - JOYNER - #6390	Completed		06/07/05	\$10,000.00	\$10,000.00	06/25/2005
6397	1952	2004-26	TBCDC DAL - GIVENS - #6397	Completed		06/05/06	\$9,440.00	\$9,440.00	06/07/2006
6398	1881	2004-26	DAL - HRVACEVIC - #6398	Completed		07/15/05	\$10,000.00	\$10,000.00	07/19/2005
6399	1882	2004-37	ILP - TURNER - #6399	Completed		07/18/05	\$3,800.00	\$3,800.00	07/19/2005
6401	1906	2004-25	RPI - HEABERLIN - #6401	Completed	14B	09/28/05	\$24,000.00	\$24,000.00	09/30/2005
6402	1905	2004-25	RPI - HEABERLIN - #6402	Completed	14B	09/28/05	\$24,000.00	\$24,000.00	09/30/2005
6410	1888	2004-26	CNHS DAL - CABRERA - #6410	Completed		09/01/05	\$10,800.00	\$10,800.00	09/28/2005
6411	1887	2004-26	CNHS DAL - BROWN - #6411	Completed		09/01/05	\$10,800.00	\$10,800.00	09/28/2005
6412	1897	2004-24	LSFR - NELLIS - #6412	Completed		09/16/05	\$103,265.59	\$103,265.59	09/30/2005
6413	1899	2004-27	LARGO DAL - SMITH - #6413	Completed		09/17/05	\$10,800.00	\$10,800.00	09/30/2005
6414	1900	2004-24	LSFR - MAVRAKOS - #6414	Completed		09/17/05	\$29,429.58	\$29,429.58	09/30/2005
6416	1893	2004-26	DAL - WILLIS - #6416	Completed		09/16/05	\$10,000.00	\$10,000.00	09/28/2005
6417	1896	2004-26	TBCDC DAL - BUSH - #6417	Completed		09/16/05	\$10,800.00	\$10,800.00	09/28/2005
6419	1901	2004-37	ILP - JUDY - #6419	Completed		09/17/05	\$3,800.00	\$3,800.00	09/30/2005
6421	1894	2004-26	DAL PS - MOLA - #6421	Completed		09/16/05	\$10,000.00	\$10,000.00	10/01/2005
6423	1951	2004-26	CNHS DAL - MYERS - #6423	Completed		06/05/06	\$10,800.00	\$10,800.00	06/07/2006
6427	1947	2004-26	DAL PS - PEDERSEN - #6427	Completed		06/05/06	\$10,000.00	\$10,000.00	06/07/2006
6428	1895	2004-26	DAL PS - BROWN - #6428	Completed		09/16/05	\$10,000.00	\$10,000.00	10/01/2005
6429	1956	2004-24	LSFR - HICKS - #6429	Completed		06/13/06	\$11,762.37	\$11,762.37	06/22/2006
6430	1908	2004-26	DAL PS - KREPINEVICH - #6430	Completed		09/29/05	\$10,000.00	\$10,000.00	10/01/2005
6431	1915	2004-26	DAL PS - RODGERS - #6431	Completed		09/29/05	\$10,000.00	\$10,000.00	10/01/2005
6432	1907	2004-26	DAL PS - JOHNSON - #6432	Completed		09/29/05	\$10,000.00	\$10,000.00	10/01/2005
6433	1920	2005-23	RPI - VALE - #6433	Completed	14A	01/12/06	\$3,000.00	\$3,000.00	01/21/2006
6434	1910	2004-26	DAL PS - RICE - #6434	Completed		09/29/05	\$10,000.00	\$10,000.00	10/01/2005
6435	1946	2004-26	DAL PS - JENKINS - #6435	Completed		06/05/06	\$10,000.00	\$10,000.00	06/07/2006
6436	1912	2004-26	DAL PS - SADIENZA - #6436	Completed		09/29/05	\$10,000.00	\$10,000.00	10/01/2005
6437	1911	2004-26	DAL PS - SUTLIFF - #6437	Completed		09/29/05	\$10,000.00	\$10,000.00	10/01/2005
6438	1909	2004-26	DAL PS - TRIMBLE - #6438	Completed		09/29/05	\$10,000.00	\$10,000.00	10/01/2005
6439	1914	2004-26	DAL PS - ALLEN - #6439	Completed		09/29/05	\$10,000.00	\$10,000.00	10/01/2005
6440	1945	2004-26	DAL PS - GAILEY - #6440	Completed		06/05/06	\$10,000.00	\$10,000.00	06/07/2006
6441	1913	2004-26	DAL PS - STUMPF - #6441	Completed		09/29/05	\$10,000.00	\$10,000.00	10/01/2005
6443	1953	2004-26	TBCDC DAL - FOLBERTH - #6443	Completed		06/05/06	\$10,350.00	\$10,350.00	06/07/2006

U.S. DEPARTMENT OF HOUSING AND URBAN
DEVELOPMENT
OFFICE OF COMMUNITY PLANNING AND DEVELOPMENT
PR08 - Grantee Summary Activity Report

DATE: 12/10/2018
TIME: 4:29:03 PM
PAGE: 35/74

IDIS

Grantee Activity Number	IDIS Activity - ID	Pgm Yr Project	Activity Name	Act Stat	Matrix Code	Initial Funding Date	Funded Amount	Drawn Amount	Date of Last Draw
6444	1949	2004-26	DAL PS - JALLAND - #6444	Completed		06/05/06	\$10,000.00	\$10,000.00	06/07/2006
6445	1948	2004-26	DAL PS - EICH - #6445	Completed		06/05/06	\$10,000.00	\$10,000.00	06/07/2006
6446	1950	2004-26	CNHS DAL - TAYLOR - #6446	Completed		06/05/06	\$10,800.00	\$10,800.00	06/22/2006
6448	1954	2004-26	TBCDC DAL - PARKER - #6448	Completed		06/05/06	\$10,800.00	\$10,800.00	06/07/2006
6453	1924	2005-23	RPI - FRIEDEL - #6453	Completed	14B	01/13/06	\$8,800.00	\$8,800.00	01/25/2006
6458	1955	2005-31	CNHS DAL - JOYCE - #6458	Completed		06/13/06	\$10,800.00	\$10,800.00	09/23/2006
6461	1957	2005-26	LIL - RODRIGUEZ - #6461	Completed		06/13/06	\$18,812.49	\$18,812.49	09/26/2007
6462	1958	2005-31	DAL - SMITH - #6462	Completed		06/13/06	\$10,000.00	\$10,000.00	06/22/2006
6465	1929	2005-23	RPI - PADGITT - #6465	Completed	14B	01/13/06	\$13,000.00	\$13,000.00	01/25/2006
6466	1959	2004-24	LSFR - COFFIN - #6466	Completed		06/13/06	\$65,541.20	\$65,541.20	06/22/2006
6467A	1933	2005-29	UPARC ACQUISITION - CDBG	Completed	01	01/23/06	\$124,263.00	\$124,263.00	01/25/2006
6469	1961	2004-24	LSFR - TAYLOR - #6469	Completed		06/13/06	\$18,925.15	\$18,925.15	06/22/2006
6478	1964	2004-24	LSFR - ADEMA - #6478	Completed		06/16/06	\$22,091.78	\$22,091.78	06/22/2006
6479	1963	2004-24	LSFR - GAUTHIER - #6479	Completed		06/16/06	\$54,631.13	\$54,631.13	06/22/2006
6484	1962	2005-26	ILP - MCGRATH - 36484	Completed		06/16/06	\$3,800.00	\$3,800.00	06/22/2006
6488	1942	2005-23	RPI - FEDERAL HOMES - #6488	Completed	14B	05/30/06	\$24,000.00	\$24,000.00	06/01/2006
6489	1965	2005-31	DAL-PS - MARTS - #6489	Completed		06/16/06	\$10,000.00	\$10,000.00	06/22/2006
6491	1941	2005-23	RPI - FEDERAL HOMES - #6491	Completed	14B	05/30/06	\$24,000.00	\$24,000.00	06/01/2006
6495	1968	2004-27	LDAL - D'ARISTOTILE - #6495	Completed		06/20/06	\$10,000.00	\$10,000.00	09/23/2006
6496	1969	2004-27	LDAL - MOORE - #6496	Completed		06/20/06	\$25,800.00	\$25,800.00	09/23/2006
6499	1967	2004-24	LSFR - MOELLER - #6499	Completed		06/20/06	\$48,236.63	\$48,236.63	09/23/2006
6502	1989	2005-24	LSFR - ACKER - #6502	Completed		09/21/06	\$20,502.51	\$20,502.51	09/23/2006
6505	1988	2005-31	DAL-PS - TIPPIT - #6505	Completed		09/21/06	\$10,000.00	\$10,000.00	09/23/2006
6509	1981	2005-25	RHD - UPARC - #6509	Completed	01	07/13/06	\$450,000.00	\$450,000.00	07/14/2006
6510	1980	2005-25	RHD-HIGHLANDER VILLAGE/SHADY GROVE #6510	Completed	01	07/13/06	\$350,000.00	\$350,000.00	07/14/2006
6510-H	2370	2005-25	OHD - Shady Grove	Completed		06/14/12	\$643,860.41	\$643,860.41	09/27/2012
6516	1992	2005-31	DAL - MARTINEZ - #6516	Completed		09/21/06	\$8,350.00	\$8,350.00	09/23/2006
6530	1996	2005-30	LDAL - RIVERA - #6530	Completed		09/22/06	\$25,800.00	\$25,800.00	09/23/2006
6543	1997	2005-26	ILP - IACONO - #653	Completed		09/22/06	\$3,800.00	\$3,800.00	09/23/2006
6566	2009	2005-30	LARGO DAL - SCROFFINS - #6566	Completed		01/12/07	\$24,950.00	\$24,950.00	01/19/2007
6567	2008	2005-30	LARGO DAL - WINCHELL - #6567	Completed		01/12/07	\$25,800.00	\$25,800.00	01/19/2007
6582	2054	2006-15	RPI - FRIEDEL - 6582	Completed	14A	07/31/07	\$12,000.00	\$12,000.00	09/18/2007
6583	2010	2005-24	LSFR - SWIFT - 6583	Completed		01/12/07	\$146,828.64	\$146,828.64	01/19/2007
6587	2012	2005-30	LARGO DAL - OTALORA - #6587	Completed		01/24/07	\$25,800.00	\$25,800.00	04/12/2007
6588	2028	2005-30	LARGO DAL - REYES - #6588	Completed		05/09/07	\$25,800.00	\$25,800.00	05/12/2007
6589	2027	2005-30	LARGO DAL - TOSHA - #6589	Completed		05/09/07	\$25,800.00	\$25,800.00	05/12/2007

U.S. DEPARTMENT OF HOUSING AND URBAN
DEVELOPMENT
OFFICE OF COMMUNITY PLANNING AND DEVELOPMENT
PR08 - Grantee Summary Activity Report

DATE: 12/10/2018
TIME: 4:29:03 PM
PAGE: 36/74

IDIS

Grantee Activity Number	IDIS Activity - ID	Pgm Yr Project	Activity Name	Act Stat	Matrix Code	Initial Funding Date	Funded Amount	Drawn Amount	Date of Last Draw
6610	2025	2005-24	LSFR - JOHNSON - #6610	Completed		05/09/07	\$132,588.63	\$132,588.63	05/12/2007
6611	2055	2006-15	RPI - LAU - 6611	Completed	14A	07/31/07	\$9,000.00	\$9,000.00	09/18/2007
6620	2056	2006-15	RPI - KARROT - 6620	Completed	14B	07/31/07	\$4,064.51	\$4,064.51	09/18/2007
6634	2029	2005-24	LSFR - DAYS - #6634	Completed		05/10/07	\$43,971.96	\$43,971.96	05/12/2007
6635	2036	2005-24	LSFR - CRITCHLOW - #6635	Completed		05/10/07	\$60,884.58	\$60,884.58	05/12/2007
6636	2030	2005-24	LSFR - CLARK - #6636	Completed		05/10/07	\$19,495.81	\$19,495.81	05/12/2007
6653	2033	2005-30	LARGO DAL - BOAZ - #6653	Completed		05/10/07	\$25,800.00	\$25,800.00	05/12/2007
6654	2035	2005-30	LARGO DAL - SALMAN - #6654	Completed		05/10/07	\$25,800.00	\$25,800.00	05/12/2007
6655	2031	2005-30	LARGO DAL - GALLANT - #6655	Completed		05/10/07	\$25,800.00	\$25,800.00	05/12/2007
6656	2034	2005-30	LARGO DAL - RAY - #6656	Completed		05/10/07	\$25,800.00	\$25,800.00	05/12/2007
6657	2032	2005-30	LARGO DAL - MORENO - #6657	Completed		05/10/07	\$25,800.00	\$25,800.00	05/12/2007
6667	2052	2006-11	PS DAL - PINELLI - #6667	Completed		06/22/07	\$10,000.00	\$10,000.00	09/20/2007
6668	2050	2006-11	PS DAL - COOK - #6668	Completed		06/22/07	\$10,000.00	\$10,000.00	09/20/2007
6669	2045	2006-11	DAL - FAUST - #6669	Completed		06/22/07	\$10,000.00	\$10,000.00	09/20/2007
6670	2051	2006-11	PS DAL - BALDWIN - #6670	Completed		06/22/07	\$10,000.00	\$10,000.00	09/20/2007
6696	2046	2006-12	RHD - CHAF 31st St. - #6696	Completed	01	06/11/07	\$1,355,006.94	\$1,355,006.94	10/01/2010
6733	2062	2006-10	LARGO DAL - ROGERS - #6733	Completed		09/21/07	\$25,800.00	\$25,800.00	09/26/2007
6734	2061	2006-10	LARGO DAL - CONTOIS - #6734	Completed		09/21/07	\$25,800.00	\$25,800.00	09/26/2007
6735	2058	2006-10	LARGO DAL - CURRY - #6735	Completed		09/21/07	\$25,800.00	\$25,800.00	09/26/2007
6736	2059	2006-10	LARGO DAL - PEDICONE - #6736	Completed		09/21/07	\$25,800.00	\$25,800.00	09/26/2007
6737	2060	2006-10	LARGO DAL - CHIPMAN - #6737	Completed		09/21/07	\$25,800.00	\$25,800.00	09/26/2007
6753	2066	2006-14	LSFR - MONARCH - #6753	Completed		11/29/07	\$143,683.16	\$143,683.16	11/30/2007
6771	2064	2006-15	RHD - CSF LEO LANE - #6771	Completed		09/21/07	\$814,704.00	\$814,704.00	09/26/2007
6774	2063	2006-14	LARGO SFR - CASAVANT - #6774	Completed		09/21/07	\$8,571.70	\$8,571.70	09/26/2007
6844	2078	2006-10	LARGO DAL - HARTWELL - #6844	Completed		03/14/08	\$25,800.00	\$25,800.00	03/18/2008
6913H	2106	2007-20	OHD - STEVENS CREEK - #6913H	Completed		09/30/08	\$1,427,085.53	\$1,427,085.53	02/24/2015
6918	2087	2006-10	LARGO DAL - ANDREA - #6918	Completed		08/21/08	\$25,800.00	\$25,800.00	08/27/2008
6937	2089	2007-22	LARGO DAL - DISALVO - #6937	Completed		08/21/08	\$25,800.00	\$25,800.00	08/27/2008
6946	2088	2006-14	LARGO SFR - PITTS - #6946	Completed		08/21/08	\$25,840.38	\$25,840.38	08/27/2008
6959-H	2099	2007-23	RHD - VERONA AVENUE ELEVEN - #6959-H	Completed		09/25/08	\$500,000.00	\$500,000.00	09/27/2008
6976	2101	2007-19	LARGO SFR - URBANEC - #6976	Completed		09/25/08	\$69,276.50	\$69,276.50	09/27/2008
6978	2090	2007-22	LARGO DAL - YAUCH - #6978	Completed		08/21/08	\$25,800.00	\$25,800.00	08/27/2008
6987	2091	2007-21	DAL - FAIRBANKS - #6987	Completed		08/21/08	\$10,887.50	\$10,887.50	11/19/2008
6988	2109	2007-19	LSFR - BOTTA - #6988	Completed		11/10/08	\$27,199.85	\$27,199.85	11/19/2008
6989	2093	2007-21	DAL - ROBART - #6989	Completed		08/21/08	\$11,311.00	\$11,311.00	11/19/2008
6990	2094	2007-21	DAL - SALADIN - #6990	Completed		08/21/08	\$21,302.50	\$21,302.50	11/19/2008

U.S. DEPARTMENT OF HOUSING AND URBAN
DEVELOPMENT
OFFICE OF COMMUNITY PLANNING AND DEVELOPMENT
PR08 - Grantee Summary Activity Report

DATE: 12/10/2018
TIME: 4:29:03 PM
PAGE: 37/74

IDIS

Grantee Activity Number	IDIS Activity - ID	Pgm Yr Project	Activity Name	Act Stat	Matrix Code	Initial Funding Date	Funded Amount	Drawn Amount	Date of Last Draw
6991	2092	2007-21	DAL - MOORE - #6991	Completed		08/21/08	\$11,302.50	\$11,302.50	11/19/2008
6993	2095	2007-21	DAL - FURTIVO - #6993	Completed		08/21/08	\$11,250.00	\$11,250.00	11/19/2008
6995	2096	2007-21	DAL - WILKINS - #6995	Completed		08/21/08	\$8,287.50	\$8,287.50	11/19/2008
7005	2105	2006-12	RHD - UPARC CURLEW SRO - #7005	Completed		09/25/08	\$375,599.50	\$375,599.50	06/04/2009
7007	2103	2007-21	DAL - BROYLES - #7007	Completed		09/25/08	\$11,387.50	\$11,387.50	11/19/2008
7008	2102	2007-21	DAL - CHURCH - #7008	Completed		09/25/08	\$11,237.50	\$11,237.50	11/19/2008
7009	2104	2007-21	DAL - CARSTENSEN - #7009	Completed		09/25/08	\$19,422.50	\$19,422.50	11/19/2008
7012	2131	2008-24	LARGO SFR - DOAK - #7012	Completed		05/27/09	\$18,572.51	\$18,572.51	06/04/2009
7014	2107	2007-21	DAL - HANNA - #7014	Completed		09/30/08	\$10,887.50	\$10,887.50	11/19/2008
7019	2108	2007-21	DAL - DIFRENNNA - #7019	Completed		09/30/08	\$7,502.50	\$7,502.50	11/19/2008
7020	2110	2007-21	DAL - CURRIER - #7020	Completed		11/10/08	\$11,202.50	\$11,202.50	11/19/2008
7030	2132	2008-20	DAL - MIDGETT - #7030	Completed		05/27/09	\$21,173.46	\$21,173.46	12/23/2009
7035	2135	2008-20	DAL - PACE - #7035	Completed		05/27/09	\$11,335.00	\$11,335.00	06/04/2009
7036	2133	2008-20	DAL - JENSEN - #7036	Completed		05/27/09	\$9,935.00	\$9,935.00	06/04/2009
7037	2134	2008-20	DAL - BURCH - #7037	Completed		05/27/09	\$11,150.00	\$11,150.00	06/04/2009
7038	2136	2008-20	DAL - ROBERT - #7038	Completed		05/28/09	\$11,335.00	\$11,335.00	06/04/2009
7039	2139	2008-20	DAL - GOSE - #7039	Completed		05/28/09	\$11,335.00	\$11,335.00	06/04/2009
7042	2138	2008-20	DAL - FORBES - #7042	Completed		05/28/09	\$11,335.00	\$11,335.00	06/04/2009
7044	2140	2008-20	DAL - BURLESON - #7044	Completed		05/28/09	\$11,335.00	\$11,335.00	06/04/2009
7045	2142	2008-20	DAL - NEWHAM - #7045	Completed		05/28/09	\$11,335.00	\$11,335.00	06/04/2009
7046	2141	2008-20	DAL - FIORENTIONO	Completed		05/28/09	\$11,420.00	\$11,420.00	06/04/2009
7047	2143	2008-20	DAL - WINSLOW - #7047	Completed		05/28/09	\$11,335.00	\$11,335.00	06/04/2009
7054	2137	2008-20	DAL - FARLEY - #7054	Completed		05/28/09	\$11,335.00	\$11,335.00	07/09/2009
7055	2144	2008-20	DAL - BARNES - #7055	Completed		05/28/09	\$11,335.00	\$11,335.00	06/04/2009
7060	2145	2008-20	DAL - KUKULYA - #7060	Completed		05/28/09	\$11,335.00	\$11,335.00	08/28/2009
7062	2146	2008-20	DAL - DYER - #7062	Completed		05/28/09	\$21,250.00	\$21,250.00	06/04/2009
7064	2147	2007-22	LARGO DAL - DAUGHERTY - #7064	Completed		05/28/09	\$25,800.00	\$25,800.00	06/04/2009
7071	2149	2008-20	DAL - THOMPSON - #7071	Completed		05/28/09	\$10,370.00	\$10,370.00	07/09/2009
7073	2148	2008-20	DAL - ROBINSON - #7073	Completed		05/28/09	\$21,351.23	\$21,351.23	02/13/2010
7075	2151	2008-20	DAL - WOODWARD - #7075	Completed		05/28/09	\$11,435.00	\$11,435.00	06/04/2009
7082	2150	2008-20	DAL - RAISCH - #7082	Completed		05/28/09	\$11,250.00	\$11,250.00	07/09/2009
7085	2152	2007-19	LARGO DAL - VOGEL - #7085	Completed		05/28/09	\$37,591.30	\$37,591.30	06/04/2009
7087	2153	2008-20	DAL - MCKELLAR - #7087	Completed		05/28/09	\$11,335.00	\$11,335.00	08/28/2009
7088	2155	2007-22	LDAL - FIGUEROA - #7088	Completed		07/02/09	\$25,075.00	\$25,075.00	07/09/2009
7089	2156	2007-22	LARGO DAL - ROWELL - #7089	Completed		07/02/09	\$25,500.00	\$25,500.00	07/09/2009
7103	2157	2008-20	DAL - KNIGHT - #7103	Completed		07/02/09	\$9,550.00	\$9,550.00	08/12/2009

U.S. DEPARTMENT OF HOUSING AND URBAN
DEVELOPMENT
OFFICE OF COMMUNITY PLANNING AND DEVELOPMENT
PR08 - Grantee Summary Activity Report

DATE: 12/10/2018
TIME: 4:29:03 PM
PAGE: 38/74

IDIS

Grantee Activity Number	IDIS Activity - ID	Pgm Yr Project	Activity Name	Act Stat	Matrix Code	Initial Funding Date	Funded Amount	Drawn Amount	Date of Last Draw
7104	2159	2008-20	DAL - BRETTHAUER - #7104	Completed		07/02/09	\$9,575.00	\$9,575.00	08/28/2009
7108	2160	2008-20	DAL - EHRLICH - #7108	Completed		07/02/09	\$11,335.00	\$11,335.00	10/01/2009
7109	2158	2008-20	DAL - AVILA - #7109	Completed		07/02/09	\$11,250.00	\$11,250.00	08/28/2009
7112	2161	2008-20	DAL - LONDONO - #7112	Completed		08/03/09	\$11,335.00	\$11,335.00	10/01/2009
7114	2175	2008-19	Largo DAL - Williams - #7114	Completed		09/29/09	\$25,250.00	\$25,250.00	10/01/2009
7115	2174	2008-19	Largo DAL - Sovocool - #7115	Completed		09/29/09	\$26,000.00	\$26,000.00	10/01/2009
7116	2162	2008-20	DAL - MCCASKILL - #7116	Completed		08/03/09	\$19,964.18	\$19,964.18	08/28/2009
7119	2177	2008-19	Largo DAL - White - #7119	Completed		09/29/09	\$26,000.00	\$26,000.00	10/01/2009
7123	2176	2008-24	LSFR - Kavallerakis - #7123	Completed		09/29/09	\$16,613.70	\$16,613.70	10/01/2009
7124	2205	2008-24	Largo SFR - Rech - #7124	Completed		12/17/09	\$64,675.99	\$64,675.99	12/23/2009
7125	2206	2008-25	Largo SFR - Rowe - #7125	Completed		12/17/09	\$14,391.35	\$14,391.35	12/23/2009
7134	2167	2008-20	DAL - VALENTIN-RODRIGUEZ	Completed		08/27/09	\$11,435.00	\$11,435.00	10/01/2009
7135	2166	2008-20	DAL - SOUTHAM - #7135	Completed		08/26/09	\$11,505.00	\$11,505.00	10/01/2009
7136	2168	2008-20	DAL - ACEBO - #7136	Completed		08/27/09	\$11,335.00	\$11,335.00	10/01/2009
7137	2171	2008-20	DAL - KIMBALL - #7137	Completed		08/27/09	\$11,335.00	\$11,335.00	12/23/2009
7138	2170	2008-20	DAL - MUNSON - #7138	Completed		08/27/09	\$11,335.00	\$11,335.00	08/28/2009
7139	2169	2008-20	DAL - CAETANO - 7139	Completed		08/27/09	\$11,335.00	\$11,335.00	10/01/2009
7155	2202	2008-25	PARC - Curry Villa Rehab	Completed	03B	12/11/09	\$66,948.84	\$66,948.84	02/13/2010
7157	2187	2008-20	DAL - Cyr - #7157	Completed		09/29/09	\$9,460.41	\$9,460.41	03/04/2010
7158	2188	2008-20	DAL - Joseph - #7158	Completed		09/29/09	\$11,335.00	\$11,335.00	10/01/2009
7159	2189	2008-20	DAL - Baba - #7159	Completed		09/29/09	\$11,335.00	\$11,335.00	10/01/2009
7161	2190	2008-20	DAL - Sims - #7161	Completed		09/29/09	\$10,770.82	\$10,770.82	02/13/2010
7165	2191	2008-20	DAL - Pavlick - #7165	Completed		09/29/09	\$11,266.85	\$11,266.85	06/22/2010
7166	2192	2008-20	DAL - Harness - #7166	Completed		09/29/09	\$11,256.03	\$11,256.03	06/22/2010
7167	2186	2008-20	DAL - Aguirre-Gutierrez - #7167	Completed		09/29/09	\$21,420.00	\$21,420.00	10/01/2009
7168	2181	2008-20	DAL - Soodak - #7168	Completed		09/29/09	\$11,235.00	\$11,235.00	10/01/2009
7174	2180	2008-20	DAL - Malo - #7174	Completed		09/29/09	\$11,335.00	\$11,335.00	12/23/2009
7175	2179	2008-20	DAL - Cox - #7175	Completed		09/29/09	\$11,356.03	\$11,356.03	06/22/2010
7177	2184	2008-20	DAL - Cornelius - #7177	Completed		09/29/09	\$11,240.04	\$11,240.04	09/29/2010
7183	2172	2008-25	RHD - UPARC Waterfall - #7183	Completed		09/25/09	\$1,137,702.84	\$1,137,702.84	05/22/2014
7184	2182	2008-20	DAL - Prescott - #7184	Completed		09/29/09	\$11,245.82	\$11,245.82	02/13/2010
7185	2183	2008-20	DAL - Garcia - #7185	Completed		09/29/09	\$11,271.03	\$11,271.03	06/22/2010
7186	2233	2009-26	DAL-Reyes-7186	Completed		02/02/10	\$11,351.22	\$11,351.22	02/13/2010
7187	2185	2008-20	DAL - Cirello - #7187	Completed		09/29/09	\$11,340.41	\$11,340.41	03/04/2010
7188	2178	2008-20	DAL - Kukacka - #7188	Completed		09/29/09	\$11,441.03	\$11,441.03	06/22/2010
7198	2200	2008-20	DAL - Raisch - #7198	Completed		11/17/09	\$21,185.00	\$21,185.00	12/23/2009

U.S. DEPARTMENT OF HOUSING AND URBAN
DEVELOPMENT
OFFICE OF COMMUNITY PLANNING AND DEVELOPMENT
PR08 - Grantee Summary Activity Report

DATE: 12/10/2018
TIME: 4:29:03 PM
PAGE: 39/74

IDIS

Grantee Activity Number	IDIS Activity - ID	Pgm Yr Project	Activity Name	Act Stat	Matrix Code	Initial Funding Date	Funded Amount	Drawn Amount	Date of Last Draw
7202	2199	2008-20	DAL - Deacon - #7202	Completed		12/17/09	\$18,835.00	\$18,835.00	12/23/2009
7206	2227	2009-26	DAL-Ramsoomye-7206	Completed		02/02/10	\$11,372.86	\$11,372.86	02/13/2010
7207	2229	2009-26	DAL-Ogden-7207	Completed		02/02/10	\$7,778.27	\$7,778.27	02/13/2010
7208	2228	2009-26	DAL-McCawley-7208	Completed		02/02/10	\$11,356.63	\$11,356.63	02/13/2010
7209	2248	2008-20	DAL-Gainey-#7209	Completed		02/12/10	\$11,372.85	\$11,372.85	09/29/2010
7212	2230	2009-26	DAL-Wilke-7212	Completed		02/02/10	\$9,867.45	\$9,867.45	03/04/2010
7213	2224	2009-26	DAL-Gilchrist-7213	Completed		02/02/10	\$11,287.37	\$11,287.37	06/22/2010
7214	2225	2009-26	DAL-Chiappetti-7214	Completed		02/02/10	\$21,452.45	\$21,452.45	02/13/2010
7215	2226	2009-26	DAL-Izzo-7215	Completed		02/02/10	\$11,299.42	\$11,299.42	06/22/2010
7216	2223	2009-26	DAL - MacNeal - #7216	Completed		02/02/10	\$11,356.63	\$11,356.63	02/13/2010
7222	2239	2009-26	DAL-Shakoor-7222	Completed		02/02/10	\$21,351.22	\$21,351.22	03/04/2010
7232	2234	2009-26	DAL-Brown-7232	Completed		02/02/10	\$18,866.96	\$18,866.96	06/22/2010
7233	2237	2009-26	DAL-Putnam-7233	Completed		02/02/10	\$11,362.04	\$11,362.04	02/13/2010
7234	2238	2009-26	DAL-Coffee-7234	Completed		02/02/10	\$11,351.22	\$11,351.22	02/13/2010
7235	2236	2009-26	DAL-Sredkova-7235	Completed		02/02/10	\$11,277.04	\$11,277.04	02/13/2010
7236	2235	2009-26	DAL-Tedder-7236	Completed		02/02/10	\$10,867.66	\$10,867.66	06/22/2010
7246	2241	2009-26	DAL-Savitski-7246	Completed		02/02/10	\$10,511.22	\$10,511.22	03/04/2010
7247	2246	2009-26	DAL-Cheney-7247	Completed		02/12/10	\$11,256.63	\$11,256.63	03/04/2010
7248	2242	2009-26	DAL-Galka-7248	Completed		02/02/10	\$11,362.04	\$11,362.04	03/04/2010
7249	2243	2009-26	DAL-Hernandez-7249	Completed		02/02/10	\$9,461.63	\$9,461.63	03/04/2010
7250	2240	2009-26	DAL-Wilkerson-7250	Completed		02/02/10	\$11,335.00	\$11,335.00	02/13/2010
7251	2255	2009-26	DAL-Waller-#7251	Completed		02/12/10	\$11,430.82	\$11,430.82	06/22/2010
7256	2232	2009-26	DAL-Salamanca-7256	Completed		02/02/10	\$11,531.31	\$11,531.31	03/04/2010
7264	2245	2009-26	DAL - Bourdon - #7264	Completed		02/12/10	\$11,307.42	\$11,307.42	06/22/2010
7265	2231	2009-26	DAL-Paul-7265	Completed		02/02/10	\$11,261.31	\$11,261.31	03/04/2010
7266	2251	2009-26	DAL-Irwin-Cutter-#7266	Completed		02/12/10	\$11,277.05	\$11,277.05	06/22/2010
7267	2258	2009-26	DAL - Giarla - #7267	Completed		03/02/10	\$10,967.43	\$10,967.43	06/22/2010
7268	2250	2009-26	DAL-Kozak-#7268	Completed		02/12/10	\$11,371.40	\$11,371.40	03/04/2010
7269	2252	2009-26	DAL-Hartell-#7269	Completed		02/12/10	\$11,371.89	\$11,371.89	06/22/2010
7274	2262	2008-24	LSFR - Kaiser - #7274	Completed		06/14/10	\$36,894.59	\$36,894.59	06/22/2010
7285	2259	2009-26	DAL - Pelletier	Completed		03/02/10	\$11,392.30	\$11,392.30	06/22/2010
7286	2247	2009-26	DAL-Howard-#7286	Completed		02/12/10	\$11,402.88	\$11,402.88	06/22/2010
7288	2257	2009-26	DAL - Barlow - #7288	Completed		03/02/10	\$11,387.14	\$11,387.14	06/22/2010
7289	2256	2009-26	DAL - Maciosek - #7289	Completed		03/02/10	\$11,402.75	\$11,402.75	06/26/2010
7290	2253	2009-26	DAL-Figueroa-#7290	Completed		02/12/10	\$9,613.12	\$9,613.12	06/22/2010
7299	2273	2009-26	DAL - Zima - #7299	Completed		06/14/10	\$11,371.76	\$11,371.76	06/22/2010

U.S. DEPARTMENT OF HOUSING AND URBAN
DEVELOPMENT
OFFICE OF COMMUNITY PLANNING AND DEVELOPMENT
PR08 - Grantee Summary Activity Report

DATE: 12/10/2018
TIME: 4:29:03 PM
PAGE: 40/74

IDIS

Grantee Activity Number	IDIS Activity - ID	Pgm Yr Project	Activity Name	Act Stat	Matrix Code	Initial Funding Date	Funded Amount	Drawn Amount	Date of Last Draw
7300	2274	2009-26	DAL - Lansiquot - #7300	Completed		06/14/10	\$11,371.76	\$11,371.76	06/22/2010
7301	2261	2009-26	DAL - Bosch/Martinze - #7301	Completed		06/14/10	\$11,371.76	\$11,371.76	06/22/2010
7307	2280	2008-24	LSFR - Myers - #7307	Completed		06/14/10	\$48,013.48	\$48,013.48	06/22/2010
7308	2269	2009-26	DAL - Ake - #7308	Completed		06/14/10	\$11,483.44	\$11,483.44	06/22/2010
7309	2270	2009-26	DAL - Loera - #7309	Completed		06/14/10	\$11,372.12	\$11,372.12	09/29/2010
7310	2267	2009-26	DAL - Evans - #7310	Completed		06/14/10	\$11,377.53	\$11,377.53	06/22/2010
7311	2275	2009-26	DAL - Coleman - #7311	Completed		06/14/10	\$11,392.55	\$11,392.55	09/29/2010
7312	2276	2009-26	DAL - Burger - #7312	Completed		06/14/10	\$11,287.14	\$11,287.14	09/29/2010
7313	2266	2009-26	DAL - Poceous - #7313	Completed		06/14/10	\$11,477.54	\$11,477.54	06/22/2010
7314	2264	2009-26	DAL - Nadeau - #7314	Completed		06/14/10	\$11,403.36	\$11,403.36	12/23/2010
7315	2277	2009-26	DAL- Bakke - #7315	Completed		06/14/10	\$11,307.54	\$11,307.54	06/22/2010
7316	2265	2009-26	DAL - Margiasso - #7316	Completed		06/14/10	\$11,387.14	\$11,387.14	06/22/2010
7317	2263	2009-26	DAL - Contreras - #7317	Completed		06/14/10	\$11,472.14	\$11,472.14	06/22/2010
7318	2278	2009-26	DAL - Sutton - #7318	Completed		06/14/10	\$11,392.54	\$11,392.54	06/22/2010
7319	2268	2009-26	DAL - Baker - #7319	Completed		06/14/10	\$11,372.13	\$11,372.13	06/22/2010
7320	2279	2009-26	DAL - McKay - #7320	Completed		06/14/10	\$11,388.36	\$11,388.36	09/29/2010
7334	2281	2009-26	DAL - Bowe - #7334	Completed		06/24/10	\$11,071.49	\$11,071.49	06/26/2010
7335	2285	2009-26	DAL - Patron - #7335	Completed		06/24/10	\$11,376.81	\$11,376.81	06/26/2010
7336	2283	2009-26	DAL - Nastari - #7336	Completed		06/24/10	\$9,596.81	\$9,596.81	06/26/2010
7337	2282	2009-26	DAL - Pavlovic - #7337	Completed		06/24/10	\$11,307.30	\$11,307.30	06/26/2010
7338	2284	2009-26	DAL - Booher - #7338	Completed		06/24/10	\$11,382.22	\$11,382.22	09/29/2010
7341	2303	2009-20	LSFR - Cutler - #7341	Completed		09/24/10	\$33,373.34	\$33,373.34	09/29/2010
7344	2302	2009-20	LSFR - Petro/Coughlin - #7344	Completed		09/24/10	\$151,654.33	\$151,654.33	09/29/2010
7345	2286	2009-26	DAL - Yoston - #7345	Completed		06/24/10	\$11,303.34	\$11,303.34	08/05/2010
7350	2287	2009-26	DAL - Pence - #7350	Completed		08/03/10	\$11,366.97	\$11,366.97	08/05/2010
7351	2288	2009-26	DAL - Sarno - #7351	Completed		08/03/10	\$11,366.97	\$11,366.97	09/29/2010
7352	2292	2009-26	DAL - Suarez - #7352	Completed		08/03/10	\$11,372.37	\$11,372.37	08/05/2010
7353	2289	2009-26	DAL - Ward - #7353	Completed		08/03/10	\$8,922.37	\$8,922.37	08/05/2010
7354	2290	2008-20	DAL - Rae - #7354	Completed		08/03/10	\$10,797.37	\$10,797.37	08/05/2010
7355	2294	2009-26	DAL - Hermon - #7355	Completed		08/03/10	\$6,488.59	\$6,488.59	09/29/2010
7356	2291	2009-26	DAL - Pike - #7356	Completed		08/03/10	\$5,547.37	\$5,547.37	09/29/2010
7368	2305	2008-21	RHD - Laurel Trace Apartments - #7368	Completed		09/30/10	\$141,739.47	\$141,739.47	03/19/2011
7369-H	2333	2009-22	RHD-Oak Ridge-#7369-H	Completed		09/22/11	\$202,958.99	\$202,958.99	08/08/2012
7392	2297	2009-26	DAL - Swords - #7392	Completed		09/28/10	\$6,047.85	\$6,047.85	09/29/2010
7393	2295	2009-26	DAL - Murphy - #7393	Completed		09/24/10	\$6,457.85	\$6,457.85	09/29/2010
7394	2296	2009-26	DAL - Barber - #7394	Completed		09/24/10	\$6,372.85	\$6,372.85	09/29/2010

U.S. DEPARTMENT OF HOUSING AND URBAN
DEVELOPMENT
OFFICE OF COMMUNITY PLANNING AND DEVELOPMENT
PR08 - Grantee Summary Activity Report

DATE: 12/10/2018
TIME: 4:29:03 PM
PAGE: 41/74

IDIS

Grantee Activity Number	IDIS Activity - ID	Pgm Yr Project	Activity Name	Act Stat	Matrix Code	Initial Funding Date	Funded Amount	Drawn Amount	Date of Last Draw
7398	2298	2009-26	DAL - Logal - #7398	Completed		09/24/10	\$6,378.26	\$6,378.26	12/23/2010
7399	2300	2009-26	DAL - Causey - #7399	Completed		09/24/10	\$6,372.85	\$6,372.85	12/23/2010
7400	2301	2009-26	DAL - Hanna - #7400	Completed		09/24/10	\$10,678.26	\$10,678.26	12/23/2010
7401	2299	2009-26	DAL - Gonzalez - #7401	Completed		09/24/10	\$6,378.26	\$6,378.26	12/23/2010
7585	2325	2010-21	DAL-Schroeder-#7585	Completed		09/22/11	\$6,076.38	\$6,076.38	09/24/2011
7640	2331	2010-18	LSFR-Conduzzi-#7640	Completed		09/22/11	\$80,306.36	\$80,306.36	09/24/2011
7651	2327	2010-21	DAL-Mingo-#7651	Completed		09/22/11	\$5,562.10	\$5,562.10	09/24/2011
7672	2332	2010-18	LSFR-Strickland-#7672	Completed		09/22/11	\$32,100.04	\$32,100.04	09/24/2011
7707	2329	2010-21	DAL-Lopez/Perez-#7707	Completed		09/22/11	\$6,022.10	\$6,022.10	09/24/2011
7708	2328	2010-21	DAL - White - #7708	Completed		09/22/11	\$6,027.14	\$6,027.14	09/24/2011
7709	2330	2010-21	DAL-Perez/Molina-#7709	Completed		09/22/11	\$5,998.59	\$5,998.59	09/24/2011
7917	2337	2010-22	LDAL - Houghton - #7917	Completed		12/15/11	\$6,000.00	\$6,000.00	12/16/2011
7996	2369	2010-21	DAL - Soriano - 7996	Completed		06/14/12	\$5,965.00	\$5,965.00	06/22/2012
7997	2365	2010-21	DAL - MacGregor - 7997	Completed		06/14/12	\$6,085.00	\$6,085.00	06/22/2012
90/9	109	1994-2	WYATT ST. PHASE IIA AND IIB DESIGN	Completed	03K	04/01/91	\$10,113.00	\$10,113.00	09/30/1998
91/1A	110	1994-2	Unknown	Completed	14B		\$0.00	\$0.00	
91/8	111	1994-2	Unknown	Completed	13		\$0.00	\$0.00	
92/28	112	1994-2	Unknown	Completed	08		\$0.00	\$0.00	
92/3	113	1994-2	Unknown	Completed	14B		\$0.00	\$0.00	
93/02A	114	1994-2	Unknown	Completed	14A		\$0.00	\$0.00	
93/03	115	1994-2	Unknown	Completed	08		\$0.00	\$0.00	
93/04	116	1994-2	Unknown	Completed	08		\$0.00	\$0.00	
93/05B	117	1994-2	Unknown	Completed	14B		\$0.00	\$0.00	
93/05C	118	1994-2	Unknown	Completed	14B		\$0.00	\$0.00	
93/05D	119	1994-2	COVENANT FOUNDATION SUPPORTIVE HOUSING	Completed	14B		\$0.00	\$0.00	
93/05E	120	1994-2	BRIDGEWORK COUNSELING CTR SUPPORTIVE HSG	Completed	14B		\$0.00	\$0.00	
93/10	121	1994-2	ACQUISITION OF HOUSING LOTS - CHAF	Completed	01		\$0.00	\$0.00	
93/13	122	1994-2	Unknown	Completed	14A		\$0.00	\$0.00	
93/16	123	1994-2	Unknown	Completed	03J		\$0.00	\$0.00	
93/17	124	1994-2	SHORE BOULEVARD INFRASTRUCTURE	Completed	03Z		\$0.00	\$0.00	
93/18	125	1994-2	Unknown	Completed	14A		\$0.00	\$0.00	
93/18A	126	1994-2	Unknown	Completed	14A		\$0.00	\$0.00	
93/18B	127	1994-2	Unknown	Completed	14A		\$0.00	\$0.00	
93/20	128	1994-2	Unknown	Completed	03E		\$0.00	\$0.00	
93/24	129	1994-2	Unknown	Completed	03E		\$0.00	\$0.00	
93/27	130	1994-2	PAR PARKING LOT	Completed	03G		\$0.00	\$0.00	

U.S. DEPARTMENT OF HOUSING AND URBAN
DEVELOPMENT
OFFICE OF COMMUNITY PLANNING AND DEVELOPMENT
PR08 - Grantee Summary Activity Report

DATE: 12/10/2018
TIME: 4:29:03 PM
PAGE: 42/74

IDIS

Grantee Activity Number	IDIS Activity - ID	Pgm Yr Project	Activity Name	Act Stat	Matrix Code	Initial Funding Date	Funded Amount	Drawn Amount	Date of Last Draw
93/33	131	1994-2	DANSVILLE CONSULTING & PRELIM DESIGN	Completed	03Z	10/01/93	\$275,443.78	\$275,443.78	10/01/2010
93/36	132	1994-2	Unknown	Completed	14B		\$0.00	\$0.00	
93\19	133	1994-2	Unknown	Completed	14E		\$0.00	\$0.00	
94/01	134	1994-2	SINGLE UNIT REHABILITATION	Canceled	14A		\$0.00	\$0.00	
94/03A	135	1994-2	Unknown	Completed	14A		\$0.00	\$0.00	
94/03D	136	1994-2	Unknown	Completed	01		\$0.00	\$0.00	
94/05	137	1994-2	COMMERCIAL FACADE PROGRAM	Completed	14E		\$0.00	\$0.00	
94/07	139	1994-2	TBCDC HOMEOWNERSHIP OPPORTUNITY	Completed	14A		\$0.00	\$0.00	
94/08	140	1994-2	Unknown	Completed	05A		\$0.00	\$0.00	
94/09	141	1994-2	Unknown	Completed	05Z		\$0.00	\$0.00	
94/10	142	1994-2	Unknown	Completed	05Z		\$0.00	\$0.00	
94/13 CD94GPBP	143	1994-2	PARKING AND RESTROOMS	Completed	03Z		\$0.00	\$0.00	
94/14 CD94WY	144	1994-2	WYATT ST. PHASE IIB RECONSTRUCTION	Completed	03K	10/01/92	\$779,529.87	\$779,529.87	03/17/1999
94/15A	145	1994-2	DANSVILLE ROW ACQUISITION	Canceled	01		\$0.00	\$0.00	
94/15B	146	1994-2	DANSVILLE INFRASTRUCTURE DESIGN	Completed	03Z	11/01/94	\$145,734.23	\$145,734.23	10/16/2003
94/16	147	1994-2	Unknown	Completed	10		\$0.00	\$0.00	
94/17	148	1994-2	Unknown	Completed	10		\$0.00	\$0.00	
94/18	149	1994-2	ASAP WOMAN AND CHILD EMERGENCY SHELTER	Completed	03C		\$0.00	\$0.00	
94/19	150	1994-2	Unknown	Completed	03Z		\$0.00	\$0.00	
94/20	151	1994-2	Unknown	Completed	03M		\$0.00	\$0.00	
94/21	152	1994-2	Unknown	Completed	03Z		\$0.00	\$0.00	
94/22	153	1994-2	PINELLAS VILLAGE RANGE HOOD IN DAYCARE	Completed	03M		\$0.00	\$0.00	
94/23	154	1994-2	YWCA FAMILY VILLAGE	Canceled	03C		\$0.00	\$0.00	
94/24	155	1994-2	Unknown	Completed	03A		\$0.00	\$0.00	
94/25	156	1994-2	HEP - DORM PROJECT	Completed	03C		\$0.00	\$0.00	
94/26	157	1994-2	Unknown	Completed	05Z		\$0.00	\$0.00	
94/27	158	1994-2	Unknown	Completed	04		\$0.00	\$0.00	
94/28	159	1994-2	ADMINISTRATION	Completed	21A		\$0.00	\$0.00	
94/29	160	1994-2	CONTINGENCIES	Canceled	22		\$0.00	\$0.00	
94/32 CD94YMCA	161	1994-2	HIGH POINT YMCA	Completed	03E	11/01/94	\$425,216.39	\$425,216.39	02/18/1998
94/3B	162	1994-2	Unknown	Completed	14B		\$0.00	\$0.00	
94/3C	163	1994-2	RPI PROGRAM -- R.A. WILHELM	Completed	14B		\$0.00	\$0.00	
94/3D	164	1994-2	RPI PROGRAM - ROSENKRANZ	Completed	14B		\$0.00	\$0.00	
94/4A	165	1994-2	SUP HSG PROGRAM - LUTHERAN RESIDENCES	Completed	14B		\$0.00	\$0.00	
94/4B	166	1994-2	Unknown	Canceled	14B		\$0.00	\$0.00	
94/4C	167	1994-2	SUPPORTIVE HSG - ALMONY-SARITELLI	Completed	14B		\$0.00	\$0.00	

U.S. DEPARTMENT OF HOUSING AND URBAN
DEVELOPMENT
OFFICE OF COMMUNITY PLANNING AND DEVELOPMENT
PR08 - Grantee Summary Activity Report

DATE: 12/10/2018
TIME: 4:29:03 PM
PAGE: 43/74

IDIS

Grantee Activity Number	IDIS Activity - ID	Pgm Yr Project	Activity Name	Act Stat	Matrix Code	Initial Funding Date	Funded Amount	Drawn Amount	Date of Last Draw
94/4D	168	1994-2	SUPPORTIVE HOUSING - GEORGE #2734	Completed	14B		\$0.00	\$0.00	
95-01	170	1995-1	JWB - COMPREHENSIVE FAMILY SERVICES	Completed	05Z		\$0.00	\$0.00	
95/02	171	1995-2	CENTRAL HOUSING ASSISTANCE PROGRAM	Completed	05Z		\$0.00	\$0.00	
95/03	172	1995-3	CHORE SERVICES	Completed	05A		\$0.00	\$0.00	
95/04	173	1995-4	CONTINGENCY	Canceled	22		\$0.00	\$0.00	
95/05	174	1995-5	NEIGHBORHOOD IMPROVEMENT - YMCA	Canceled	01		\$0.00	\$0.00	
95/06 CD95ACP	175	1995-6	HOPE'S HOME PROJECT	Canceled	03S		\$0.00	\$0.00	
95/08	176	1995-8	RCS EMERGENCY HOUSING	Completed	03C		\$0.00	\$0.00	
95/09 CD95RCS2	177	1995-9	RCS SPOUSE ABUSE SHELTER ADDITION	Completed	03C	10/01/95	\$0.00	\$0.00	
95/10 CD95STEP	178	1995-10	STEP AHEAD/SUNCOAST HOSPITAL ACQUISITION	Completed	03C		\$0.00	\$0.00	
95/12	221	1995-12	ACQUISITION FOR RIGHT OF WAY - DANSVILLE	Completed	01	10/01/95	\$144,453.77	\$144,453.77	10/22/1997
95/13	179	1995-13	TURNING POINT ACQUISITION AND REHAB.	Completed	03C		\$0.00	\$0.00	
95/20	228	1995-20	SINGLE FAMILY RESIDENTIAL REHABILITATION	Completed	14A		\$0.00	\$0.00	
95/21	181	1995-21	SINGLE FAMILY REHABILITATION	Completed	14A		\$0.00	\$0.00	
95/22A	229	1995-22	RPI - HERBERT #2469	Completed	14B		\$0.00	\$0.00	
95/22B	230	1995-22	RPI - FORD #2488	Completed	14B		\$0.00	\$0.00	
95/22C	231	1995-22	RPI - HILBERT #2547	Canceled	14B		\$0.00	\$0.00	
95/22D	232	1995-22	RPI - DUFEK #2546	Completed	14B		\$0.00	\$0.00	
95/22E	233	1995-22	RPI - JOHNSON #2707	Completed	14B		\$0.00	\$0.00	
95/22F	234	1995-22	RPI - BLEVINS #2741	Completed	14B		\$0.00	\$0.00	
95/22G	235	1995-22	RPI - HILBERT #2704	Completed	14B		\$0.00	\$0.00	
95/22H	236	1995-22	RPI - HEBERT #2661	Completed	14B		\$0.00	\$0.00	
95/24	182	1995-24	DOWN PAYMENT ASSISTANCE	Completed	13		\$0.00	\$0.00	
95/25	183	1995-25	HOME BUYERS CLUB	Completed	05R		\$0.00	\$0.00	
95/28 CDADA - 1	184	1995-28	DUNEDIN PLAYGROUND EQUIPMENT	Completed	10		\$0.00	\$0.00	
95/29 CD95YWCA	185	1995-29	FAMILY VILLAGE PROJECT	Completed	03C	10/01/95	\$300,000.00	\$300,000.00	12/24/1997
95/30 CD950EMH	186	1995-30	PEMHS SERVICES BUILDING	Canceled	03B		\$0.00	\$0.00	
95/31 CD95GP	187	1995-31	STREETSCAPE	Completed	03Z	10/01/95	\$175,000.00	\$175,000.00	12/24/1997
95/32 CD95DN	188	1995-32	DOWNTOWN STREETSCAPE	Completed	03Z		\$0.00	\$0.00	
95/33 CD95VP	189	1995-33	VILLAS IN THE PARK WATERLINE	Canceled	03J		\$0.00	\$0.00	
95/34	190	1995-34	MAIN STREET STREETSCAPE	Completed	03Z		\$0.00	\$0.00	
ABCD	1438	2002-18	CDBG ADMINISTRATION - 02/03	Completed	21A	01/14/03	\$864,180.04	\$864,180.04	12/19/2003
ADA002	237	1996-35	GULFPORT CASINO	Completed	10	10/01/96	\$10,000.00	\$10,000.00	06/13/1997
ADA003	240	1996-35	MADIERA BEACH RESTROOMS AT MARINA	Completed	10		\$0.00	\$0.00	
ADA004	219	1996-35	ABILITIES RESTROOM MODIFICATION	Completed	10	10/01/96	\$10,000.00	\$10,000.00	06/13/1997
ADA005	241	1996-35	DEAF SERVICE CENTER - BAYOU COURTYARD	Completed	10	10/01/96	\$10,000.00	\$10,000.00	08/28/1997

U.S. DEPARTMENT OF HOUSING AND URBAN
DEVELOPMENT
OFFICE OF COMMUNITY PLANNING AND DEVELOPMENT
PR08 - Grantee Summary Activity Report

DATE: 12/10/2018
TIME: 4:29:03 PM
PAGE: 44/74

IDIS

Grantee	Activity Number	IDIS Activity - ID	Pgm Yr Project	Activity Name	Act Stat	Matrix Code	Initial Funding Date	Funded Amount	Drawn Amount	Date of Last Draw
	ADA006	242	1996-35	BOLEY - RESTROOMS	Completed	10	10/01/96	\$6,085.00	\$6,085.00	06/26/1997
	ADA007	243	1996-35	OLDSMAR FIRE DEPT. RESTROOMS	Completed	10	10/01/96	\$10,000.00	\$10,000.00	06/26/1997
	ADA008	244	1996-35	PCVI PLAYGROUND EQUIPMENT	Completed	10	10/01/96	\$10,000.00	\$10,000.00	06/26/1997
	ADA009	245	1996-35	PINELLAS PARK SENIOR CENTER	Completed	10	10/01/96	\$3,990.00	\$3,990.00	09/20/1997
	ADA010	376	1996-35	DUNEDIN MULTIPLE SITES	Completed	10	09/29/97	\$10,000.00	\$10,000.00	10/21/1997
	ADA011	375	1996-35	PINELLAS PARK JOINT USE FITNESS CENTER	Completed	10	09/22/97	\$10,000.00	\$10,000.00	10/22/1997
	ADA012	378	1996-35	ST PETE BEACH LIBRARY	Completed	10	09/30/97	\$3,840.00	\$3,840.00	11/21/1997
ADCD		247	1996-44	CDBG ADMIN	Completed	21A	10/01/96	\$445,923.68	\$445,923.68	11/21/1997
		389	1997-1	CDBG ADMIN	Completed	21A	10/01/97	\$756,234.25	\$756,234.25	11/21/1998
		497	1998-1	CDBG ADMINISTRATION	Completed	21A	10/01/98	\$806,990.17	\$806,990.17	11/16/1999
		987	2000-45	CDBG ADMINISTRATION - 00/01	Completed	21A	01/12/01	\$831,039.66	\$831,039.66	11/02/2001
		1212	2001-69	CDBG ADMINISTRATION - 01/02	Completed	21A	12/03/01	\$784,511.97	\$784,511.97	10/22/2002
ADES		218	1996-43	ESG ADMINISTRATION	Completed	21A	10/01/96	\$2,473.34	\$2,473.34	07/16/1997
		410	1997-1	ESG ADMIN	Completed		10/01/97	\$4,850.00	\$4,850.00	09/01/1998
		498	1998-1	ESG ADMINISTRATION	Completed	21A	10/01/98	\$6,600.00	\$6,600.00	09/28/1999
		988	2000-45	ESG - ADMINISTRATION	Completed	21A	01/12/01	\$6,100.00	\$6,100.00	07/11/2001
		1213	2001-69	ESG ADMINISTRATION - 01/02	Completed		01/09/02	\$6,400.00	\$6,400.00	08/01/2002
		1439	2002-18	ESG ADMINISTRATION - 02/03	Completed		01/28/03	\$6,350.00	\$6,350.00	07/03/2003
ADHM		390	1997-1	HOME ADMIN	Completed	21A	10/01/97	\$152,500.00	\$152,500.00	11/25/1998
		499	1998-1	HOME ADMINISTRATION	Completed		10/01/98	\$124,654.21	\$124,654.21	09/27/2000
		989	2000-45	HOME - ADMINISTRATION	Completed		01/12/01	\$193,259.64	\$193,259.64	11/02/2001
		1214	2001-69	HOME ADMINISTRATION - 01/02	Completed		12/20/01	\$185,449.14	\$185,449.14	10/22/2002
		1440	2002-18	HOME ADMINISTRATION - 02/03	Completed		01/15/03	\$197,050.55	\$197,050.55	12/19/2003
ADMINISTRATION		1221	2001-69	HMPFEE	Completed		12/20/01	\$21,127.57	\$21,127.57	10/22/2002
		1460	2002-18	HMPFEE	Completed		01/15/03	\$42,760.94	\$42,760.94	12/16/2003
		1535	2002-18	HM02ADML - LARGO ADMINISTRATION - 02/03	Completed		06/02/03	\$12,145.77	\$12,145.77	10/01/2005
BD99CFP17		1186	1999-7	CFP - ESPEY PROPERTIES	Completed	14E	08/21/01	\$466.25	\$466.25	08/22/2001
CASE#6892		2073	2007-23	ASHLEY PLACE APARTMENTS	Completed		01/29/08	\$1,550,210.98	\$1,550,210.98	08/05/2010
CD-R08HEP		2193	2009-1	HEP Community Service Center Construction	Completed	03C		\$0.00	\$0.00	
CD00119		1192	2000-46	GRA UNDERGROUND STREET LIGHTS	Completed	03Z	08/31/01	\$5,673.00	\$5,673.00	09/01/2001
CD00CSF		1016	2000-52	COMMUNITY SERVICE FOUNDATION	Completed	05Z	01/16/01	\$31,632.00	\$31,632.00	11/02/2001
CD00DNDC		1015	2000-48	DANSVILLE NDC OPERATIONS	Completed	19C	01/16/01	\$79,754.65	\$79,754.65	11/02/2001
CD00DVPNT		1012	2000-46	RIDGECREST PAINT PROGRAM	Completed	14A	01/16/01	\$10,399.28	\$10,399.28	03/24/2001
CD00GRA01		1255	2000-46	PRIVACY FENCE - 119TH STREET	Completed	03Z	01/10/02	\$16,348.00	\$16,348.00	01/19/2002
CD00GRA02		1320	2000-46	119TH STREET HIGHWAY LAND FILL	Completed	03Z	04/08/02	\$17,472.41	\$17,472.41	04/11/2002
CD00GRANL		1019	2000-46	GRA NEWSLETTER	Completed	05Z	01/16/01	\$2,800.00	\$2,800.00	07/24/2001

U.S. DEPARTMENT OF HOUSING AND URBAN
DEVELOPMENT
OFFICE OF COMMUNITY PLANNING AND DEVELOPMENT
PR08 - Grantee Summary Activity Report

DATE: 12/10/2018
TIME: 4:29:03 PM
PAGE: 45/74

IDIS

Grantee Activity Number	IDIS Activity - ID	Pgm Yr Project	Activity Name	Act Stat	Matrix Code	Initial Funding Date	Funded Amount	Drawn Amount	Date of Last Draw
CD00HBC	1018	2000-56	HOMEBUYERS CLUB	Completed	05Z	01/16/01	\$55,900.00	\$55,900.00	11/02/2001
CD00OLDSSC	1114	2000-50	OLDSMAR SENIOR CENTER	Completed	03Z	04/28/01	\$166,525.23	\$166,525.23	06/28/2001
CD00OMNIGR	1159	2000-50	OMNI GROUNDS	Completed	03Z	06/27/01	\$2,411,060.45	\$2,411,060.45	07/03/2003
CD00P2P	1093	2000-52	PEER TO PEER LENDING PROGRAM	Completed	05Z	03/19/01	\$30,600.00	\$30,600.00	11/02/2001
CD00POC	1078	2000-52	POC - CHORE SERVICES	Completed	05Z	02/27/01	\$15,000.00	\$15,000.00	05/01/2001
CD00PPK	1189	2000-49	CD00PPK - PINELLAS PARK - STREETSCAPE	Completed	03Z	08/21/01	\$174,829.00	\$174,829.00	08/22/2001
CD00RCS	1158	2000-51	RCS - THE HAVEN	Completed	03Z	06/27/01	\$200,000.00	\$200,000.00	11/14/2001
	1177	2000-51	RCS - THE HAVEN	Canceled	03Z	08/06/01	\$0.00	\$0.00	
CD00RCSIGN	1013	2000-46	GREATER RIDGECREST AREA MISCELLANEOUS	Completed	03Z	01/16/01	\$2,115.89	\$2,115.89	09/15/2001
CD00TI	1156	2000-49	TREASURE ISLAND - STREETSCAPE	Completed	03K	06/27/01	\$300,000.00	\$300,000.00	07/11/2001
CD00TP	1017	2000-51	TURNING POINT OPERATIONS	Completed	03T	01/16/01	\$100,000.00	\$100,000.00	11/02/2001
CD00TS	1130	2000-49	TARPON SPRINGS SAFFORD/MLK DESIGN	Completed	03Z	05/25/01	\$83,925.76	\$83,925.76	07/17/2002
CD01CASIL	1219	2001-81	ILP CASIL - CARING AND SHARING	Completed	14H	12/20/01	\$10,441.55	\$10,441.55	05/14/2002
	1381	2001-81	ILP CASIL - FITIPALDI - #5823	Completed	14A	07/05/02	\$2,550.00	\$2,550.00	07/10/2002
	1398	2001-81	ILP CASIL - ZEBRICK - #5836	Completed	14A	07/22/02	\$2,700.00	\$2,700.00	07/26/2002
	1404	2001-81	ILPCASIL - GAMACHE - #5865	Completed	14A	08/19/02	\$2,550.85	\$2,550.85	08/24/2002
CD01CFIGP	1286	2001-63	CD01CFIGP - GULFPORT COMMUNITY CENTER	Canceled	03Z	02/12/02	\$0.00	\$0.00	
CD01CFIMB	1287	2001-63	CD01CFIMB - MADIERA BEACH - STREETSCAPE	Completed	03Z	02/12/02	\$100,000.00	\$100,000.00	10/03/2002
CD01CFIMLK	1288	2001-63	CD01CFIMLK - TARPON SPRINGS -STREETSCAPE	Completed	03Z	02/12/02	\$400,000.00	\$400,000.00	07/01/2003
CD01CFIPP	1232	2001-63	CD01CFIPP - PINELLAS PARK - STREETSCAPE	Completed	03L	12/26/01	\$100,000.00	\$100,000.00	10/16/2003
CD01CFISH	1289	2001-63	CD01CFISH - SAFETY HARBOR - STREETSCAPE	Completed	03Z	02/12/02	\$50,000.00	\$50,000.00	10/03/2002
CD01CFP01	1248	2001-65	CD01CFP01 - 545 MAIN ST	Completed	14E	01/08/02	\$1,691.00	\$1,691.00	02/08/2002
CD01CFP02	1352	2001-65	CD01CFP02 - 301 MAIN STREET	Completed	14E	05/29/02	\$1,002.49	\$1,002.49	06/04/2002
CD01CFP04	1399	2001-65	CD01CFP04 - 413 SKINNER BLVD	Completed	14E	07/23/02	\$5,000.00	\$5,000.00	07/26/2002
CD01CFP05	1371	2001-65	CD01CFP05 - 6263 PARK BLVD	Completed	14E	07/03/02	\$3,000.00	\$3,000.00	07/10/2002
CD01CFP06	1445	2001-65	CD01CFP06 - BONAPPETIT	Completed	14E	01/13/03	\$681.10	\$681.10	01/17/2003
CD01CFP07	1454	2001-65	CD01CFP07 - MEASE MANOR	Completed	14E	01/14/03	\$2,000.00	\$2,000.00	01/17/2003
CD01CFP08	1401	2001-65	CD01CFP08 - 1409 PALM HARBOR MAIN ST	Completed	14E	07/31/02	\$3,582.50	\$3,582.50	10/03/2002
CD01CFP09	1571	2001-65	CD01CFP09 - OLIVIA'S DUNEDIN CAFE	Completed	14E	06/27/03	\$4,850.00	\$4,850.00	07/03/2003
CD01CFP10	1415	2001-65	CD01CFP10 - OAK TRAIL BOOKS	Completed	14E	09/30/02	\$7,000.00	\$7,000.00	10/03/2002
CD01CONSUL	1293	2001-69	CD01CONSUL - LEALMAN FIRE STATION	Canceled	21A		\$0.00	\$0.00	
CD01CSF	1230	2001-66	COMMUNITY SERVICE FOUNDATION	Completed	05Z	12/26/01	\$25,000.00	\$25,000.00	08/24/2002
CD01CSPOC	1274	2001-66	POC - CHORE SERVICES	Completed	05Z	02/06/02	\$20,000.00	\$20,000.00	02/08/2002
CD01DEM28	1263	2001-64	DEMO - 17750 GULF BOULEVARD	Completed	04	01/23/02	\$5,000.00	\$5,000.00	01/29/2002
	1402	2001-64	DEMO - 5851 PARK BLVD	Completed	04	07/31/02	\$5,000.00	\$5,000.00	08/24/2002
CD01DEM29	1264	2001-64	DEMO - 108 178TH AVE #A & B	Completed	04	01/23/02	\$5,000.00	\$5,000.00	01/29/2002

U.S. DEPARTMENT OF HOUSING AND URBAN
DEVELOPMENT
OFFICE OF COMMUNITY PLANNING AND DEVELOPMENT
PR08 - Grantee Summary Activity Report

DATE: 12/10/2018
TIME: 4:29:03 PM
PAGE: 46/74

IDIS

Grantee Activity Number	IDIS Activity - ID	Pgm Yr Project	Activity Name	Act Stat	Matrix Code	Initial Funding Date	Funded Amount	Drawn Amount	Date of Last Draw
CD01DEM30	1229	2001-64	DEMO - 438 EAST OAKWOOD	Completed	04	12/26/01	\$2,727.92	\$2,727.92	12/28/2001
CD01DEM31	1228	2001-64	DEMO - 451 EAST OAKWOOD	Completed	04	12/26/01	\$3,679.90	\$3,679.90	12/28/2001
CD01DEM32	1243	2001-64	DEMO - 518 E OAKWOOD	Completed	04	12/27/01	\$6,869.70	\$6,869.70	01/29/2002
CD01DEM33	1250	2001-64	DEMO - 315 S. SAFFORD	Completed	04	01/08/02	\$5,000.00	\$5,000.00	01/15/2002
CD01DEM34	1256	2001-64	DEMO - 15349 WINDTREE DRIVE	Completed	04	01/10/02	\$4,724.02	\$4,724.02	01/19/2002
CD01DEM35	1265	2001-64	DEMO - 3105 54TH AVE. NO.	Completed	04	01/25/02	\$4,561.81	\$4,561.81	01/29/2002
CD01DEM36	1257	2001-64	DEMO - 440 LINCOLN AVENUE	Completed	04	01/10/02	\$4,815.19	\$4,815.19	01/19/2002
CD01DEM37	1258	2001-64	DEMO - 409 EAST OAKWOOD STREET	Completed	04	01/10/02	\$5,000.00	\$5,000.00	01/19/2002
CD01DEM38	1266	2001-64	DEMO - 15023 WILLOW WAY	Completed	04	01/25/02	\$5,000.00	\$5,000.00	01/29/2002
CD01DEM39	1267	2001-64	DEMO - 400 SOUTH LEVIS AVENUE	Completed	04	01/25/02	\$4,953.00	\$4,953.00	01/29/2002
CD01DEM40	1268	2001-64	DEMO - 424 LINCOLN AVENUE	Completed	04	01/30/02	\$2,948.00	\$2,948.00	02/08/2002
CD01DEM41	1269	2001-64	DEMO - 500 E. HARRISON STREET	Completed	04	01/30/02	\$4,245.85	\$4,245.85	02/08/2002
CD01DEM42	1270	2001-64	DEMO - 5838 31ST STREET NORTH	Completed	04	01/30/02	\$2,352.57	\$2,352.57	02/08/2002
CD01DEM43	1271	2001-64	DEMO - 111 W. LIME STREET	Completed	04	01/30/02	\$4,964.00	\$4,964.00	02/08/2002
CD01DEM44	1272	2001-64	DEMO - OAKWOOD ST./SAFFORD AVENUE	Completed	04	01/30/02	\$3,840.00	\$3,840.00	02/08/2002
CD01DEM45	1273	2001-64	DEMO - MLK BLVD/GROSSE AVE	Completed	04	01/30/02	\$4,455.00	\$4,455.00	02/08/2002
CD01DEM46	1384	2001-64	DEMO - 19305 GULF BLVD	Completed	04	07/09/02	\$3,107.34	\$3,107.34	07/26/2002
CD01DEM47	1307	2001-64	DEMO - 512 E. MARTIN LUTHER KING	Completed	04	03/29/02	\$2,900.00	\$2,900.00	04/06/2002
CD01DEM48	1308	2001-64	DEMO - 519 E. MARTIN LUTHER KING	Completed	04	03/29/02	\$4,454.59	\$4,454.59	10/22/2002
CD01DEM49	1309	2001-64	DEMO - 611 E. MARTIN LUTHER KING	Completed	04	03/29/02	\$2,800.00	\$2,800.00	04/06/2002
CD01DEM50	1310	2001-64	DEMO - 500 E. MARTIN LUTHER KING	Completed	04	03/29/02	\$2,300.00	\$2,300.00	04/06/2002
CD01DEM51	1316	2001-64	DEMO - 3418 58TH AVENUE NORTH	Completed	04	04/08/02	\$4,209.28	\$4,209.28	04/11/2002
CD01DEM52	1342	2001-64	DEMO - 501 FRANCES STREET	Completed	04	04/15/02	\$3,245.26	\$3,245.26	05/14/2002
CD01DEM53	1311	2001-64	DEMO - LIME, SAFFORD, OAKWOOD LOTS	Completed	04	03/29/02	\$9,330.00	\$9,330.00	04/06/2002
CD01DEM54	1349	2001-64	DEMO - 12588 132ND AVE N	Completed	04	05/15/02	\$6,853.82	\$6,853.82	06/15/2002
CD01DEM55	1345	2001-64	DEMO - 3921 41ST AVENUE NORTH	Completed	04	04/19/02	\$1,975.96	\$1,975.96	05/14/2002
CD01DEM57	1372	2001-64	DEMO - 12924 JACKSON STREET	Completed	04	07/03/02	\$8,503.96	\$8,503.96	08/24/2002
CD01DEM58	1380	2001-64	DEMO - 5 LOTS - UNION ACADEMY	Completed	04	07/05/02	\$5,776.00	\$5,776.00	07/10/2002
CD01DEM59	1416	2001-64	DEMO - 425 S SAFFORD AVENUE	Completed	04	09/30/02	\$4,852.78	\$4,852.78	10/03/2002
CD01DEM60	1417	2001-64	DEMO - 415 EAST MORGAN STREET	Completed	04	09/30/02	\$5,511.75	\$5,511.75	10/03/2002
CD01DEM61	1418	2001-64	DEMO - 525 E MARTIN LUTHER KING DR	Completed	04	09/30/02	\$5,573.68	\$5,573.68	10/12/2002
CD01DEM62	1419	2001-64	DEMO - 15297 WIND TREE	Completed	04	09/30/02	\$4,999.95	\$4,999.95	10/03/2002
CD01DEM63	1420	2001-64	DEMO - 5909 & 5915 PARK BLVD	Completed	04	09/30/02	\$4,999.80	\$4,999.80	10/03/2002
CD01DEM64	1421	2001-64	DEMO - 5755/45 75TH TERRACE	Completed	04	10/01/02	\$2,330.03	\$2,330.03	10/03/2002
CD01DEM65	1448	2001-64	DEMO - 528 E OAKWOOD STREET	Completed	04	01/14/03	\$4,409.51	\$4,409.51	01/17/2003
CD01DEM66	1422	2001-64	DEMO - 409 EAST BOYER STREET	Completed	04	10/01/02	\$5,560.04	\$5,560.04	10/03/2002

U.S. DEPARTMENT OF HOUSING AND URBAN
DEVELOPMENT
OFFICE OF COMMUNITY PLANNING AND DEVELOPMENT
PR08 - Grantee Summary Activity Report

DATE: 12/10/2018
TIME: 4:29:03 PM
PAGE: 47/74

IDIS

Grantee Activity Number	IDIS Activity - ID	Pgm Yr Project	Activity Name	Act Stat	Matrix Code	Initial Funding Date	Funded Amount	Drawn Amount	Date of Last Draw
CD01DEM67	1423	2001-64	DEMO - 17 LOCATIONS IN UNION ACADEMY	Completed	04	10/01/02	\$14,365.00	\$14,365.00	10/03/2002
CD01DEM68	1449	2001-64	DEMO - 805 MAIN STREET	Completed	04	01/14/03	\$4,629.76	\$4,629.76	01/17/2003
CD01DEM69	1426	2001-64	DEMO - 4501 40TH STREET NORTH	Completed	04	10/01/02	\$2,336.14	\$2,336.14	10/03/2002
CD01DEM70	1428	2001-64	DEMO - 520 S GROSSE AVENUE	Completed	04	10/08/02	\$4,999.82	\$4,999.82	10/12/2002
CD01DEM71	1427	2001-64	DEMO - 524 SOUTH GROSSE	Completed	04	10/01/02	\$4,999.91	\$4,999.91	10/03/2002
CD01DEM72	1450	2001-64	DEMO - 423 E LEMON STREET	Completed	04	01/14/03	\$4,633.63	\$4,633.63	01/17/2003
CD01DEM73	1451	2001-64	DEMO - 115 RING AVENUE	Completed	04	01/14/03	\$3,882.00	\$3,882.00	01/17/2003
CD01DVDNDC	1233	2001-57	DANSVILLE NEIGHBOR DEV CORP INC.	Completed	03Z	12/26/01	\$49,803.62	\$49,803.62	10/22/2002
CD01DVP#2C	1436	2001-57	DANSVILLE - PHASE 2 CONSTRUCTION	Completed	03Z	10/10/02	\$400.00	\$400.00	10/22/2002
CD01DVUTIL	1424	2001-57	DANSVILLE - PHASE 2 UTILITIES	Completed	03Z	10/01/02	\$178,353.16	\$178,353.16	08/27/2008
CD01GRATPI	1382	2000-46	CD01GRATPI - GRA TRIANGLE PROPERTY IMP.	Completed	03F	07/05/02	\$23,160.56	\$23,160.56	01/13/2005
CD01HIST01	1249	1996-25	OAK TRAIL BOOKS/BLUE COYOTE COFFEE SHOP	Completed	16B	01/08/02	\$5,525.00	\$5,525.00	03/15/2002
CD01HIST02	1319	1996-25	CD01HIST02 - PALM HARBOR HISTORIC DIST	Completed	16B	04/08/02	\$2,432.50	\$2,432.50	06/15/2002
CD01LMCIAC	1568	2001-62	LEALMAN CENTRAL STREET LIGHTS	Completed	03Z	06/17/03	\$17,567.99	\$17,567.99	10/16/2003
CD01LMCU	1343	2001-62	CD01LMCU - LEALMAN CENTRAL CLEAN UP	Completed	03Z	04/16/02	\$2,241.47	\$2,241.47	01/17/2003
CD01LMNL	1292	2001-69	CD01LMNL - LEALMAN FAMILY CENTER	Canceled	21A		\$0.00	\$0.00	
CD01PEMHS	1383	2001-63	CD01PEMHS - 11254 58TH ST NORTH	Completed	03Z	07/05/02	\$25,000.00	\$25,000.00	10/03/2002
CD01SRM	1414	2001-66	SENIOR RESOURCE DIRECTORY	Completed	05A	09/30/02	\$7,000.00	\$7,000.00	10/03/2002
CD01TP	1240	2001-77	TURNING POINT	Completed	03T	12/27/01	\$50,000.00	\$50,000.00	10/22/2002
CD02CFID	1738	2002-9	DUNEDIN STREETSCAPE	Completed	03K	07/13/04	\$210,938.00	\$210,938.00	04/09/2005
CD02CFP01	1467	2002-11	CD02CFP01 - 700 - 51ST STREET SOUTH	Completed	14E	01/27/03	\$3,000.00	\$3,000.00	01/31/2003
CD02CFP02	1507	2002-11	CD02CFP02 - CASUAL FURNITURE	Completed	14E	02/17/03	\$7,000.00	\$7,000.00	04/12/2003
CD02CFP04	1468	2002-11	CD02CFP04 - 941 HUNTLEY AVENUE	Completed	14E	01/27/03	\$7,000.00	\$7,000.00	01/31/2003
CD02CFP08	1555	2002-11	CD02CFP08 - HANCOCK MOTEL	Completed	14E	05/16/03	\$2,775.00	\$2,775.00	05/21/2003
CD02CFP09	1587	2002-11	CF - SWEENEY	Completed	14E	10/09/03	\$1,702.45	\$1,702.45	10/16/2003
CD02CFP10	1590	2002-11	CF - GULFPORT TIRE STORE	Completed	14E	10/09/03	\$6,000.00	\$6,000.00	10/16/2003
CD02CFP11	1581	2002-11	CF - 2902 BEACH BLVD	Completed	14E	10/09/03	\$7,000.00	\$7,000.00	10/16/2003
CD02CFP12	1556	2002-11	CD02CFP12 - DONUT SHOP/COFFEE HOUSE	Completed	14E	05/16/03	\$6,000.00	\$6,000.00	05/21/2003
CD02CFP13	1588	2002-11	CF - 5805 PARK BLVD	Completed	14E	10/09/03	\$3,845.69	\$3,845.69	10/16/2003
CD02CFP15	1708	2002-11	CFP - 638 SKINNER BLVD.	Completed	14E	04/21/04	\$4,000.00	\$4,000.00	05/08/2004
CD02CFP16	1614	2002-11	FACADE PROGRAM - 434 VIRGINIA LANE	Completed	14E	12/04/03	\$2,237.57	\$2,237.57	12/16/2003
CD02CFP17	1697	2002-11	CFP 226 MAIN ST	Completed	14E	03/16/04	\$1,240.00	\$1,240.00	03/19/2004
CD02CFP18	1709	2002-11	CFP - 818 HIGHLAND	Completed	14E	04/21/04	\$6,000.00	\$6,000.00	05/08/2004
CD02DAL	1630	2002-3	DAL - RIVERA - #6124	Completed		12/08/03	\$7,800.00	\$7,800.00	12/16/2003
CD02DEM01	1456	2002-10	DEMO - 517 LINCOLN AVENUE	Completed	04	01/14/03	\$4,999.36	\$4,999.36	01/17/2003
CD02DEM02	1476	2002-10	DEMO - 400 SOUTH LEVIS	Completed	04	01/28/03	\$4,996.66	\$4,996.66	01/31/2003

U.S. DEPARTMENT OF HOUSING AND URBAN
DEVELOPMENT
OFFICE OF COMMUNITY PLANNING AND DEVELOPMENT
PR08 - Grantee Summary Activity Report

DATE: 12/10/2018
TIME: 4:29:03 PM
PAGE: 48/74

IDIS

Grantee Activity Number	IDIS Activity - ID	Pgm Yr Project	Activity Name	Act Stat	Matrix Code	Initial Funding Date	Funded Amount	Drawn Amount	Date of Last Draw
CD02DEM03	1452	2002-10	DEMO - UNION ACADEMY NEIGHBORHOOD LOTS	Completed	04	01/14/03	\$17,146.00	\$17,146.00	01/17/2003
CD02DEM04	1457	2002-10	DEMO - MLK & NORTH AVENUE	Completed	04	01/14/03	\$6,758.00	\$6,758.00	01/17/2003
CD02DEM05	1469	2002-10	DEMO - 438 GRANT STREET	Completed	04	01/27/03	\$4,930.55	\$4,930.55	01/31/2003
CD02DEM06	1470	2002-10	DEMO - 531 LINCOLN AVENUE	Completed	04	01/27/03	\$4,999.50	\$4,999.50	01/31/2003
CD02DEM07	1597	2002-10	DEMO - 137 E. ORANGE	Completed	04	10/09/03	\$727.00	\$727.00	10/16/2003
CD02DEM08	1622	2002-10	DEMOLITION AND CLEARANCE	Completed	04	12/05/03	\$743.00	\$743.00	12/16/2003
CD02DEM09	1511	2002-10	DEMO - 512 E. OAKWOOD STREET	Completed	04	03/22/03	\$6,848.65	\$6,848.65	04/12/2003
CD02DEM10	1512	2002-10	DEMO - 330 HIBISCUS ST.	Completed	04	03/22/03	\$7,847.78	\$7,847.78	04/12/2003
CD02DEM11	1477	2002-10	DEMO - 3711 50TH AVENUE NORTH	Completed	04	01/28/03	\$406.88	\$406.88	04/12/2003
CD02DEM12	1478	2002-10	DEMO - 5384 A LAUREL PLACE	Completed	04	01/28/03	\$5,725.00	\$5,725.00	04/12/2003
CD02DEM13	1508	2002-10	DEMO - 3246 55TH AVENUE N	Completed	04	02/17/03	\$4,183.14	\$4,183.14	04/12/2003
CD02DEM14	1529	2002-10	DEMO - 7211 43RD STREET NORTH	Completed	04	04/25/03	\$4,789.14	\$4,789.14	05/01/2003
CD02DEM15	1582	2002-10	DEMO - UNION ACADEMY CLEANUP	Completed	04	10/03/03	\$18,278.00	\$18,278.00	10/16/2003
CD02DEM16	1532	2002-10	DEMO - 2825 BEACH BOULEVARD	Completed	04	04/25/03	\$2,997.91	\$2,997.91	05/01/2003
CD02DEM17	1530	2002-10	DEMO - 220 HIBISCUS STREET	Completed	04	04/25/03	\$3,951.17	\$3,951.17	05/01/2003
CD02DEM18	1531	2002-10	DEMO - 3108 58TH AVE NORTH	Completed	04	04/25/03	\$2,492.60	\$2,492.60	05/01/2003
CD02DEM19	1557	2002-10	DEMO - 1005 49TH STREET SOUTH	Completed	04	05/16/03	\$3,161.52	\$3,161.52	05/21/2003
CD02DEM21	1580	2002-10	DEMO - 12722 126TH ST	Completed	04	09/25/03	\$4,039.34	\$4,039.34	10/16/2003
CD02DEM22	1574	2002-10	DEMO - 1829 YORK STREET S	Completed	04	07/14/03	\$3,870.51	\$3,870.51	07/18/2003
CD02DEM23	1583	2002-10	DEMO - 3930 58TH AV	Completed	04	10/09/03	\$2,751.45	\$2,751.45	10/16/2003
CD02DEM24	1584	2002-10	DEMO - 500 S WALTON	Completed	04	10/09/03	\$5,908.00	\$5,908.00	10/16/2003
CD02DEM25	1585	2002-10	DEMO - 501 LINCOLN AV	Completed	04	10/09/03	\$4,980.00	\$4,980.00	10/16/2003
CD02DEM26	1599	2002-10	DEMO - 426 E. OAK	Completed	04	10/09/03	\$695.00	\$695.00	10/16/2003
CD02DEM27	1598	2002-10	DEMO - 237 E. LIME	Completed	04	10/09/03	\$679.00	\$679.00	10/16/2003
	1620	2002-10	DEMOLITION AND CLEARANCE	Completed	04	12/05/03	\$5,775.10	\$5,775.10	12/16/2003
CD02DEM28	1593	2002-10	DEMO - 63 W. PARK ST.	Completed	04	10/09/03	\$2,155.23	\$2,155.23	10/16/2003
CD02DEM29	1592	2002-10	DEMO - 1246 N PINELLAS AV	Completed	04	10/09/03	\$6,736.44	\$6,736.44	10/16/2003
CD02DEM30	1621	2002-10	DEMOLITION AND CLEARANCE	Completed	04	12/05/03	\$4,085.88	\$4,085.88	12/16/2003
CD02DEM31	1618	2002-10	DEMOLITION AND CLEARANCE	Completed	04	12/05/03	\$1,214.80	\$1,214.80	12/16/2003
CD02DEM32	1589	2002-10	DEMO - 326 S. GROSS	Completed	04	10/09/03	\$6,675.33	\$6,675.33	10/16/2003
CD02DEM33	1616	2002-10	DEMOLITION AND CLEARANCE	Completed	04	12/05/03	\$2,156.00	\$2,156.00	12/16/2003
CD02DEM34	1617	2002-10	DEMO - 615 N PINELLAS AVE	Completed	04	12/05/03	\$861.00	\$861.00	12/16/2003
CD02DEM35	1615	2002-10	DEMOLITION AND CLEARANCE - 4350 58TH AVE	Completed	04	12/04/03	\$3,159.25	\$3,159.25	12/16/2003
CD02DNDC	1453	2002-8	DANSVILLE NEIGHBORHOOD REVITALIZATION	Completed	05Z	01/14/03	\$431.06	\$431.06	01/17/2003
	1475	2002-8	DANSVILLE NEIGHBORHOOD DEV CORP	Completed	03Z	01/27/03	\$46,714.08	\$46,714.08	12/16/2003
CD02DVP#2C	1569	2002-8	DANSVILLE PH2 INFRASTRUCTURE (HUD 1436)	Completed	03Z	06/17/03	\$451,979.59	\$451,979.59	10/27/2005

U.S. DEPARTMENT OF HOUSING AND URBAN
DEVELOPMENT
OFFICE OF COMMUNITY PLANNING AND DEVELOPMENT
PR08 - Grantee Summary Activity Report

DATE: 12/10/2018
TIME: 4:29:03 PM
PAGE: 49/74

IDIS

Grantee Activity Number	IDIS Activity - ID	Pgm Yr Project	Activity Name	Act Stat	Matrix Code	Initial Funding Date	Funded Amount	Drawn Amount	Date of Last Draw
CD02DYOUNG	1700	2002-9	YOUNG LIFE BUILDING REHAB	Completed	03Z	03/17/04	\$71,000.00	\$71,000.00	10/16/2004
CD02GRNI	1474	2002-5	GREATER RIDGECREST	Completed	03Z	01/27/03	\$11,768.37	\$11,768.37	04/12/2003
CD02HIST01	1554	2002-12	TAGARELLI CONSTRUCTION OFFICE	Completed	16B	05/16/03	\$39,991.50	\$39,991.50	05/21/2003
CD02HPACQ	1513	2002-7	ACQUISITION - HIGH POINT (NFC)	Completed	01	03/22/03	\$74,763.47	\$74,763.47	07/18/2003
CD02HPYMCA	1514	2002-9	HIGHPOINT YMCA SHOWERS	Completed	03E	03/22/03	\$85,500.94	\$85,500.94	05/08/2004
CD02ILP	1586	2002-2	ILP - ROVAZZI - 5967	Completed	14A	10/09/03	\$2,750.00	\$2,750.00	10/16/2003
CD02LMCU	1567	2002-19	LEALMAN TARGET AREA	Completed	06	06/17/03	\$4,590.00	\$4,590.00	07/01/2003
CD02LMFIRE	1619	2002-19	LEALMAN	Completed	03Z	12/05/03	\$25,987.50	\$25,987.50	03/19/2004
CD02LMNFC	1510	2002-19	CD02LMNFC - LEALMAN FAMILY CENTER	Completed	05Z	03/22/03	\$6,379.37	\$6,379.37	12/16/2003
CD02LSIGN	1591	2002-19	NEIGHBORHOOD SIGNAGE	Completed	03K	10/09/03	\$158.98	\$158.98	10/16/2003
CD02POC	1480	2002-13	PINELLAS OPPORTUNITY COUNCIL - CHORE SVC	Completed	05A	01/28/03	\$20,000.00	\$20,000.00	07/01/2003
CD02WTVL	1695	2002-7	WINDTREE VILLAGE LANDSACAPING (HUD843)	Completed	03N	03/17/04	\$40,340.00	\$40,340.00	05/24/2005
CD02YMCA	1447	2002-5	YMCA OPERATIONS	Completed	03Z	01/14/03	\$270,000.00	\$270,000.00	10/16/2003
CD03-GOODE	1890	2003-5	119TH STREET/GOODEN ENHANCEMENTS	Completed	03K	09/01/05	\$368,444.00	\$368,444.00	10/10/2007
CD03CFP01	1715	2003-20	CFP - 108 4TH AVE	Completed	14E	05/17/04	\$3,000.00	\$3,000.00	05/27/2004
CD03CFP02	1722	2003-20	CFP - 731-737 BROADWAY	Completed	14E	06/04/04	\$2,310.00	\$2,310.00	06/15/2004
CD03CFP03	1744	2003-20	CFP - 7500 62ND WAY N	Completed	14E	07/09/04	\$1,901.50	\$1,901.50	07/20/2004
CD03CFP05	1794	2003-20	CFP 101 8TH AVE N	Completed	14E	10/11/04	\$2,648.25	\$2,648.25	10/16/2004
CD03CFP06	1801	2003-20	CFP - 201/203 N PINELLAS AVE	Completed	14E	10/22/04	\$6,000.00	\$6,000.00	11/09/2004
CD03CP	1711	2003-36	COMMUNITY PRIDE CHILD CARE CENTER	Completed		04/21/04	\$4,995.00	\$4,995.00	09/10/2004
CD03CP03	1743	2003-20	CFP - 100 E TARPON	Completed	14E	07/09/04	\$6,000.00	\$6,000.00	07/20/2004
CD03DEM18	1685	2003-19	DEMO-1618 51ST ST S	Completed	04	03/12/04	\$5,373.45	\$5,373.45	03/19/2004
CD03DEM19	1702	2003-19	DEMO - 4225 43RD AVE N	Completed	04	03/19/04	\$3,539.21	\$3,539.21	04/08/2004
CD03DEM20	1689	2003-19	DEMO-12717 132ND AVE N	Completed	04	03/12/04	\$8,726.75	\$8,726.75	05/08/2004
CD03DEM21	1688	2003-19	DEMO-5844 150TH AVE N	Completed	04	03/12/04	\$8,809.81	\$8,809.81	05/08/2004
CD03DEM22	1716	2003-19	DEMO - 3891 52ND AVE	Completed	04	05/17/04	\$4,344.47	\$4,344.47	05/27/2004
CD03DEM23	1707	2003-19	DEMO - 4080 40TH STREET	Completed	04	04/16/04	\$4,460.00	\$4,460.00	06/15/2004
CD03DEMO1	1674	2003-19	DEMO-3778 41ST AVE N	Completed	04	03/12/04	\$3,354.99	\$3,354.99	03/19/2004
CD03DEMO10	1676	2003-19	DEMO-426 E OAKWOOD ST	Completed	04	03/12/04	\$5,688.38	\$5,688.38	03/19/2004
CD03DEMO11	1675	2003-19	DEMO-615 PINELLAS AVE	Completed	04	03/12/04	\$5,324.28	\$5,324.28	03/19/2004
CD03DEMO12	1684	2003-19	DEMO-13/27/15/64170/000/0100	Completed	04	03/12/04	\$5,020.00	\$5,020.00	03/19/2004
CD03DEMO14	1682	2003-19	DEMO-13/27/15/64170/000/0090	Completed	04	03/12/04	\$5,020.00	\$5,020.00	03/19/2004
	1683	2003-19	DEMO-13/27/15/64170/000/0110	Completed	04	03/12/04	\$4,140.00	\$4,140.00	03/19/2004
CD03DEMO15	1681	2003-19	DEMO-13/27/15/64170/000/0050	Completed	04	03/12/04	\$6,060.50	\$6,060.50	03/19/2004
CD03DEMO16	1680	2003-19	DEMO-13/27/15/64170/000/0020	Completed	04	03/12/04	\$5,200.00	\$5,200.00	03/19/2004
CD03DEMO17	1679	2003-19	DEMO-13/27/15/64170/000/0030	Completed	04	03/12/04	\$5,580.00	\$5,580.00	03/19/2004

U.S. DEPARTMENT OF HOUSING AND URBAN
DEVELOPMENT
OFFICE OF COMMUNITY PLANNING AND DEVELOPMENT
PR08 - Grantee Summary Activity Report

DATE: 12/10/2018
TIME: 4:29:03 PM
PAGE: 50/74

IDIS

Grantee Activity Number	IDIS Activity - ID	Pgm Yr Project	Activity Name	Act Stat	Matrix Code	Initial Funding Date	Funded Amount	Drawn Amount	Date of Last Draw
CD03DEMO2	1672	2003-19	DEMO-LINCOLN AVE	Completed	04	03/12/04	\$6,961.00	\$6,961.00	03/19/2004
CD03DEMO24	1742	2003-19	DEMO - 424 LINCOLN AVE	Completed	04	07/09/04	\$5,847.43	\$5,847.43	07/20/2004
CD03DEMO25	1792	2003-19	DEMO - 3301 & 3297 64TH AVE	Completed	04	10/11/04	\$6,692.70	\$6,692.70	10/16/2004
CD03DEMO26	1791	2003-19	DEMO - 2401 51ST AVE N	Completed	04	10/11/04	\$4,272.00	\$4,272.00	10/16/2004
CD03DEMO28	1795	2003-19	DEMO - 520 E LIME ST	Completed	04	10/11/04	\$3,738.00	\$3,738.00	10/16/2004
CD03DEMO29	1793	2003-19	DEMO - 220 E ORANGE ST.	Completed	04	10/11/04	\$585.00	\$585.00	10/16/2004
CD03DEMO3	1666	2003-19	DEMO-503 S SAFFORD AVE	Completed	04	03/12/04	\$7,000.00	\$7,000.00	03/19/2004
CD03DEMO30	1769	2003-19	DEMO-214 E LIME	Completed	04	09/03/04	\$4,423.00	\$4,423.00	10/16/2004
CD03DEMO31	1828	2003-19	DEMO - 13301 126TH	Canceled	04		\$0.00	\$0.00	
	1832	2003-19	DEMO - 13301 126TH ST N	Completed	04	02/04/05	\$2,520.00	\$2,520.00	02/11/2005
CD03DEMO32	1814	2003-19	DEMO - 1478 GOODEN CROSSING	Completed	04	01/14/05	\$3,681.87	\$3,681.87	01/15/2005
CD03DEMO4	1665	2003-19	DEMO-4255 56TH AVE N	Completed	04	03/12/04	\$8,030.79	\$8,030.79	03/19/2004
CD03DEMO5	1664	2003-19	DEMO-631 VIRGINIA ST.	Completed	04	03/12/04	\$3,880.85	\$3,880.85	03/19/2004
CD03DEMO6	1663	2003-19	DEMO-703 ORAGNE AVENUE	Completed	04	03/11/04	\$5,597.98	\$5,597.98	03/19/2004
CD03DEMO7	1686	2003-19	DEMO-129 E ORANGE ST	Completed	04	03/12/04	\$4,938.32	\$4,938.32	03/19/2004
CD03DEMO8	1673	2003-19	DEMO-19109 WHISPERING PINES DR	Completed	04	03/12/04	\$5,784.99	\$5,784.99	03/19/2004
CD03DEMO9	1677	2003-19	DEMO-137 E ORANGE ST	Completed	04	03/12/04	\$4,859.83	\$4,859.83	03/19/2004
CD03DNDC	1678	2003-2	DNDC OPERATIONS	Completed	05Z	03/12/04	\$57,858.71	\$57,858.71	11/09/2004
CD03DVUTIL	1668	2003-1	DANSVILLE PHASE 3 UTILITIES	Completed	03Z	03/12/04	\$61,370.48	\$61,370.48	12/16/2011
CD03FAMRES	1670	2003-23	FAMILY RESOURCES, INC. YOUTH SHELTER	Completed	03Q	03/12/04	\$300,000.00	\$300,000.00	03/19/2004
CD03GPT	1762	2003-18	GULFPORT MULTI-USE COMMUNITY FACILITY	Completed	03E	07/20/04	\$400,000.00	\$400,000.00	07/21/2004
CD03GRACLU	1720	2003-4	RIDGECREST NEIGHBORHOOD CLEANUP	Completed	03Z	06/04/04	\$9,439.73	\$9,439.73	07/21/2004
CD03HIPT	1789	2003-25	HIGHPOINT YMCA FREE STANDING ROOF	Completed	03F	10/11/04	\$164,919.00	\$164,919.00	05/24/2005
CD03HSENUM	1662	2003-28	GRA HOUSE NUMBER	Completed	14A	03/12/04	\$26,988.94	\$26,988.94	04/12/2007
CD03LFC	1687	2003-7	LEALMAN FAMILY CENTER NEWSLETTER	Completed	05Z	03/12/04	\$8,714.94	\$8,714.94	11/09/2004
CD03LFCCON	1671	2003-11	LEALMAN FAMILY CENTER CONSTRUCTION	Completed	03E	03/12/04	\$524,881.05	\$524,881.05	07/26/2006
CD03LMCIAC	1764	2003-8	LEALMAN STREET LIGHTS	Completed	03Z	07/20/04	\$10,591.18	\$10,591.18	10/16/2004
CD03LMCLUP	1721	2003-9	CENTRAL LEALMAN NEIGHBORHOOD CLEANUP	Completed	03Z	06/04/04	\$23,005.12	\$23,005.12	07/21/2004
CD03LMJCK	1999	2003-10	JOE'S CREEK GREENWAY IMPROVEMENTS	Completed	03F	11/21/06	\$334,410.86	\$334,410.86	04/22/2008
CD03MAJPK	1767	2003-24	MAJESTIC PARK WATERLINES & HYDRANTS	Completed	03Z	07/20/04	\$44,919.50	\$44,919.50	10/16/2004
CD03OLDS	1797	2003-47	OLDSMAR STREETScape	Completed	03K	10/14/04	\$175,000.00	\$175,000.00	10/16/2004
CD03PCHA	1790	2003-3	RAINBOW VILLAGE IMPROVEMENTS	Completed	03Z	10/11/04	\$439,000.00	\$439,000.00	10/16/2004
CD03POC	1701	2003-22	PINELLAS OPPORTUNITY COUNCIL-CHORE SVCS.	Completed	05Z	03/19/04	\$20,000.00	\$20,000.00	04/08/2004
CD03PPK	1765	2003-14	PINELLAS PARK BELL TOWER & STREETScape	Completed	03K	07/20/04	\$300,000.00	\$300,000.00	07/21/2004
CD03RCSFP	1703	2003-45	RELIGIOUS COMMUNITY SERVICES FOOD PANTRY	Completed	03Z	03/25/04	\$250,000.00	\$250,000.00	04/08/2004
CD03REDSH	1796	2003-16	REDINGTON SHORES UNDERGROUND UTILITIES	Completed	03K	10/11/04	\$300,000.00	\$300,000.00	09/28/2005

U.S. DEPARTMENT OF HOUSING AND URBAN
DEVELOPMENT
OFFICE OF COMMUNITY PLANNING AND DEVELOPMENT
PR08 - Grantee Summary Activity Report

DATE: 12/10/2018
TIME: 4:29:03 PM
PAGE: 51/74

IDIS

Grantee Activity Number	IDIS Activity - ID	Pgm Yr Project	Activity Name	Act Stat	Matrix Code	Initial Funding Date	Funded Amount	Drawn Amount	Date of Last Draw
CD03RPAINT	1669	2003-27	PAINT PROGRAMS	Completed	14A	03/12/04	\$26,035.07	\$26,035.07	11/09/2004
CD03SH	1850	2003-15	SAFETY HARBOR BRICK STREETS	Completed	03K	04/07/05	\$101,159.00	\$101,159.00	06/25/2005
CD03TSSAFF	1812	2003-17	TARPON SPRINGS SAFFORD IMPROVEMENTS	Completed	03K	01/12/05	\$493,705.98	\$493,705.98	07/19/2005
CD03WTVWAL	1800	2003-21	WIND TREE WALL PHASE 2	Completed	03Z	10/22/04	\$41,928.00	\$41,928.00	11/09/2004
CD03YOPS	1667	2003-6	YMCA OPERATIONS	Completed	05Z	03/12/04	\$283,500.00	\$283,500.00	11/09/2004
CD04ADMIN	1809	2004-34	CDBG ADMINISTRATION	Completed	21A	12/29/04	\$881,576.52	\$881,576.52	10/21/2005
CD04CC	1919	2004-42	CATHOLIC CHARITIES HURRICANE KATRINA	Completed	05Q	01/12/06	\$100,000.00	\$100,000.00	05/02/2006
CD04COPS	1904	2004-19	TSHA COPS AND KIDS PROGRAM	Completed	05D	09/28/05	\$38,691.00	\$38,691.00	09/30/2005
CD04DEM01	1830	2004-20	DEMO - 645 E TARPON AVE	Completed	04	02/04/05	\$4,352.50	\$4,352.50	02/11/2005
CD04DEM02	1831	2004-20	DEMO - 637 E TARPON AVE	Completed	04	02/04/05	\$3,892.25	\$3,892.25	02/11/2005
CD04DEM03	1821	2004-20	DEMO - 4365 54TH AVE N	Completed	04	01/25/05	\$6,335.50	\$6,335.50	04/09/2005
CD04DEM04	1846	2004-20	DEMO - 3931 54TH AVE N	Completed	04	03/01/05	\$3,512.25	\$3,512.25	04/09/2005
CD04DEM05	1930	2004-20	DEMO - 4908 37 ST	Completed	04	01/20/06	\$6,872.52	\$6,872.52	01/25/2006
CD04DEM06	1836	2004-20	DEMO - 949 R HIGHLAND	Completed	04	02/04/05	\$5,189.63	\$5,189.63	01/25/2006
CD04DEM07	1835	2004-20	DEMO - 15048 VERONA AVE	Completed	04	02/04/05	\$575.00	\$575.00	02/11/2005
CD04DEM08	1825	2004-20	DEMO - CD HIGHPOINT LOT	Completed	04	01/25/05	\$2,240.00	\$2,240.00	05/24/2005
CD04DEM09	1925	2004-20	DEMO - 2517 48TH AVE	Completed	04	01/13/06	\$5,320.95	\$5,320.95	01/25/2006
CD04DEM10	1870	2004-20	DEMO - 12867 126TH ST	Completed	04	05/23/05	\$4,556.25	\$4,556.25	04/01/2006
CD04DEM12	1917	2004-20	DEMO - 523 E OAKWOOD	Completed	04	10/20/05	\$3,529.12	\$3,529.12	10/21/2005
CD04DEM13	1889	2004-20	DEMO - 418 E OAKWOOD	Completed	04	09/01/05	\$4,465.42	\$4,465.42	10/21/2005
CD04DEM14	1921	2004-20	DEMO - 219 RING AVE	Completed	04	01/12/06	\$4,183.90	\$4,183.90	01/21/2006
CD04DEM15	1926	2004-20	DEMO - 4832 38TH ST N	Completed	04	01/13/06	\$3,961.88	\$3,961.88	01/25/2006
CD04DNDC	1810	2004-1	DNDC OPERATIONS	Completed	05Z	12/29/04	\$55,161.82	\$55,161.82	10/21/2005
CD04DUNINT	1876	2004-10	DUNEDIN INTERSECTION ENHANCEMENT	Completed	03K	06/07/05	\$100,000.00	\$100,000.00	09/02/2005
CD04FAMRES	1884	2004-11	YOUTH CRISIS CENTER CONSTRUCTION	Completed	03C	07/15/05	\$300,000.00	\$300,000.00	10/21/2005
CD04FOR	1871	2004-39	FRIENDS OF RIDGECREST ROOF REPAIR	Completed	03E	05/23/05	\$850.00	\$850.00	05/24/2005
	1891	2004-39	FRIENDS OF RIDGECREST ROOF REPAIR	Completed	03E	09/01/05	\$1,999.00	\$1,999.00	09/02/2005
CD04GRACU	1879	2004-4	GRA NEIGHBORHOOD CLEANUP	Completed	04	06/21/05	\$9,056.91	\$9,056.91	06/25/2005
CD04HEP	1939	2004-43	HEP HURRICANE KATRINA ASSISTANCE	Completed	05Q	04/21/06	\$2,635.00	\$2,635.00	05/02/2006
	1984	2004-43	HEP HURRICANE KATRINA	Completed	05Q	07/13/06	\$19,138.79	\$19,138.79	11/28/2006
CD04HEPKIT	1985	2004-13	HEP KITCHEN & DINING FACILITY	Completed	03C	08/23/06	\$450,000.00	\$450,000.00	06/06/2007
CD04HFCDES	1932	2004-44	HIGH POINT FAMILY CENTER DESIGN	Completed	03E	01/23/06	\$48,685.00	\$48,685.00	11/28/2006
CD04JCGWF	1892	2003-10	JOES CREEK GREENWAY FENCE	Completed	03F	09/01/05	\$125,974.87	\$125,974.87	09/20/2008
CD04JCGWP	2040	2003-10	JOE'S CREEK GREENWAY PLANTS	Completed	03F	05/14/07	\$19,703.00	\$19,703.00	05/15/2007
CD04LFC	1824	2004-3	LEALMAN FAMILY CENTER NEWSLETTER	Completed	05Z	01/25/05	\$10,376.48	\$10,376.48	10/21/2005
CD04LMNCLE	1883	2004-6	CENTRAL LEALMAN NEIGHBORHOOD CLEANUP	Completed	04	07/15/05	\$22,734.03	\$22,734.03	07/19/2005

U.S. DEPARTMENT OF HOUSING AND URBAN
DEVELOPMENT
OFFICE OF COMMUNITY PLANNING AND DEVELOPMENT
PR08 - Grantee Summary Activity Report

DATE: 12/10/2018
TIME: 4:29:03 PM
PAGE: 52/74

IDIS

Grantee Activity Number	IDIS Activity - ID	Pgm Yr Project	Activity Name	Act Stat	Matrix Code	Initial Funding Date	Funded Amount	Drawn Amount	Date of Last Draw
CD04LMNWTR	1931	2004-7	LEALMAN WATERLINES & HYDRANTS PHASE I	Completed	03J	01/23/06	\$242,000.00	\$242,000.00	01/25/2006
CD04OZONA	1818	2004-17	OZONA VILLAGE HALL RESTORATION	Completed	03Z	01/25/05	\$141,989.00	\$141,989.00	07/26/2006
CD04PAINT	1815	2004-5	GRA PAINT PROGRAM	Completed	14A	01/13/05	\$18,631.05	\$18,631.05	10/21/2005
CD04PEMHS	1834	2004-12	PEMHS CRISIS STABILIZATION UNIT REHAB	Completed	03B	02/04/05	\$60,252.67	\$60,252.67	07/19/2005
CD04POC	1823	2004-18	POC - CHORE SERVICES	Completed	05A	01/25/05	\$30,000.00	\$30,000.00	07/19/2005
CD04PPWTR	1886	2004-8	PINELLAS PARK WATERLINE & HYDRANTS	Completed	03J	07/18/05	\$182,799.00	\$182,799.00	07/19/2005
CD04RCSFP	1903	2004-16	RCS FOOD PANTRY RENOVATIONS	Completed	03Z	09/28/05	\$250,000.00	\$250,000.00	07/13/2006
CD04REDSH	1875	2004-9	TOWN OF REDINGTON SHORES STREETSCAPE	Completed	03K	06/07/05	\$110,895.99	\$110,895.99	11/28/2006
CD04SPONGE	1851	2004-38	HISTORIC PRESERVATION PROJECTS	Completed	16B	04/07/05	\$10,000.00	\$10,000.00	04/09/2005
CD04VANGOG	1813	2004-14	VINCENT HOUSE ACQUISITION	Completed	03B	01/12/05	\$300,000.00	\$300,000.00	01/15/2005
CD04WCTRHB	1833	2004-15	WATSON CENTER REHAB	Completed	03B	02/04/05	\$33,251.00	\$33,251.00	04/09/2005
CD04YOPS	1819	2004-2	YMCA OPERATIONS AND SERVICES	Completed	05Z	01/25/05	\$297,675.00	\$297,675.00	10/21/2005
CD05-6514	1982	2005-28	HEP SUPPORTIVE HOUSING CONSTRUCTION	Completed	12	07/13/06	\$100,000.00	\$100,000.00	07/14/2006
CD05ACQR1	2067	2005-36	KORKIS ACQUISITION	Completed	01	11/29/07	\$70,264.47	\$70,264.47	02/14/2009
CD05ADMIN	1918	2005-33	CDBG ADMINISTRATION	Completed	21A	01/04/06	\$799,765.54	\$799,765.54	11/28/2006
CD05CPFENC	1940	2005-8	HIGH POINT COMMUNITY PRIDE FENCE	Completed	03Z	05/26/06	\$7,192.00	\$7,192.00	06/01/2006
CD05DEM01	1971	2005-19	DEMO - 414 GRANT	Completed	04	07/12/06	\$5,380.73	\$5,380.73	07/13/2006
CD05DEM02	1936	2005-19	DEMO - 12518 ORANGE STREET	Completed	04	03/22/06	\$4,794.50	\$4,794.50	07/13/2006
CD05DEM03	1970	2005-19	DEMO - 1249 22ND TERR	Completed	04	07/12/06	\$2,982.00	\$2,982.00	07/13/2006
CD05DEM04	1943	2005-19	DEMO - 19125 WHISPERING PINES DR	Completed	04	05/30/06	\$700.00	\$700.00	06/01/2006
CD05DEM05	1944	2005-19	DEMO - 520 LINCOLN AVE	Completed	04	05/30/06	\$7,000.00	\$7,000.00	04/12/2007
CD05DEM07	1979	2005-19	DEMO - 4317 57TH AVE	Completed	04	07/13/06	\$3,970.05	\$3,970.05	07/14/2006
CD05DEM08	1973	2005-19	DEMO - 4455 46TH ST	Completed	04	07/12/06	\$4,737.08	\$4,737.08	07/13/2006
CD05DEM09	1986	2005-19	DEMO - 7064 33RD ST N	Completed	04	08/23/06	\$4,120.20	\$4,120.20	08/25/2006
CD05DEM10	1987	2005-19	DEMO - 3837 44TH AVE N	Completed	04	08/23/06	\$2,409.75	\$2,409.75	08/25/2006
CD05DEM11	1978	2005-19	DEMO - 1317 GOODEN CROSSING	Completed	04	07/13/06	\$7,230.20	\$7,230.20	01/19/2007
CD05DEM12	1993	2005-19	DEMO - 12599 128TH AVE	Completed	04	09/22/06	\$3,806.59	\$3,806.59	09/23/2006
CD05DEM14	1994	2005-19	DEMO - 5995 72ND AVE N	Completed	04	09/22/06	\$7,077.00	\$7,077.00	01/19/2007
CD05DEM15	2003	2005-19	DEMO - 7102 52ND WAY N	Completed	04	12/04/06	\$5,143.76	\$5,143.76	12/29/2006
CD05DEM16	2013	2005-19	DEMO - 5609 35TH WAY N	Completed	04	01/24/07	\$5,802.68	\$5,802.68	04/12/2007
CD05DUN-A	2085	2005-10	CITY OF DUNEDIN STREETSCAPE	Completed	03K	06/24/08	\$72,060.68	\$72,060.68	06/25/2008
CD05FORRR	1998	2005-34	FRIENDS OF RIDGECREST ROOF REPLACEMENT	Completed	03E	11/21/06	\$20,000.00	\$20,000.00	11/28/2006
CD05GLFPRT	2074	2005-11	GULFPORT 49TH STREET STREETSCAPE	Completed	03K	02/29/08	\$300,000.00	\$300,000.00	03/04/2008
CD05GRACLE	1974	2005-2	GREATER RIDGECREST NEIGHBORHOOD CLEANUP	Completed	04	07/12/06	\$10,414.97	\$10,414.97	07/14/2006
CD05HFCCON	2004	2006-30	HIGH POINT FAMILY CENTER CONSTRUCTION	Completed	03E	12/15/06	\$1,270,000.00	\$1,270,000.00	08/27/2008
CD05HPYREH	1937	2005-9	YMCA HIGH POINT BRANCH REHABILITATION	Completed	03E	03/29/06	\$99,250.00	\$99,250.00	05/09/2007

U.S. DEPARTMENT OF HOUSING AND URBAN
DEVELOPMENT
OFFICE OF COMMUNITY PLANNING AND DEVELOPMENT
PR08 - Grantee Summary Activity Report

DATE: 12/10/2018
TIME: 4:29:03 PM
PAGE: 53/74

IDIS

Grantee Activity Number	IDIS Activity - ID	Pgm Yr Project	Activity Name	Act Stat	Matrix Code	Initial Funding Date	Funded Amount	Drawn Amount	Date of Last Draw
CD05LFC	1938	2005-6	LEALMAN FAMILY CENTER NEWSLETTER	Completed	05Z	04/21/06	\$9,692.09	\$9,692.09	11/28/2006
CD05LMCLEA	1972	2005-5	LEALMAN NEIGHBORHOOD CLEANUP	Completed	04	07/12/06	\$29,804.85	\$29,804.85	11/28/2006
CD05LMPARK	1975	2005-7	LEALMAN PARK IMPROVEMENTS	Completed	03F	07/12/06	\$579,000.00	\$579,000.00	07/12/2007
CD05LMWTR	2038	2004-7	LEALMAN WATERLINES & HYDRANTS PHASE 2	Completed	03J	05/14/07	\$158,000.00	\$158,000.00	05/15/2007
CD05PEMHS	1983	2005-16	PEMHS REHABILITATION	Completed	03B	07/13/06	\$17,135.00	\$17,135.00	07/14/2006
CD05POC	1935	2005-20	POC - CHORE SERVICES	Completed	05A	03/22/06	\$30,000.00	\$30,000.00	08/25/2006
CD05PPK	2011	2005-13	CITY OF PINELLAS PARK STREETScape	Completed	03K	01/12/07	\$79,237.53	\$79,237.53	01/19/2007
CD05PV	2005	2005-35	PINELLAS VILLAGE REHAB	Completed	14B	12/15/06	\$57,826.02	\$57,826.02	10/10/2007
CD05PV2	2111	2005-35	PINELLAS VILLAGE REHAB	Completed	14B	11/25/08	\$25,000.00	\$25,000.00	11/26/2008
CD05SH	1995	2005-14	CITY OF SAFETY HARBOR STREETScape	Completed	03K	09/22/06	\$75,000.00	\$75,000.00	09/23/2006
CD05YOPS	1928	2005-4	YMCA OPERATIONS GRA BRANCH	Completed	05Z	01/13/06	\$318,512.00	\$318,512.00	11/28/2006
CD06ACQR2	2112	2005-36	ACQUISITION OF HOUSING SITES - MCCREA	Completed	01	11/25/08	\$107,044.05	\$107,044.05	12/16/2011
CD06ADMIN	2000	2006-6	PINELLAS COUNTY CDBG ADMINISTRATION	Completed	21A	12/04/06	\$744,915.08	\$744,915.08	05/24/2008
CD06DEMO01	2015	2006-23	DEMO - 2782 52ND AVE N	Completed	04	01/24/07	\$3,914.06	\$3,914.06	04/12/2007
CD06DEMO02	2014	2006-23	DEMO - 4351 56TH ST. N.	Completed	04	01/24/07	\$3,711.44	\$3,711.44	04/12/2007
CD06DEMO03	2018	2006-23	DEMO - 3770 44TH AVE N	Completed	04	03/14/07	\$3,868.24	\$3,868.24	04/12/2007
	2019	2006-23	DEMO - 1431 OAK STREET	Completed	04	03/14/07	\$6,982.29	\$6,982.29	04/12/2007
CD06DEMO04	2020	2006-23	DEMO - 19125 WHISPERING PINES	Completed	04	04/11/07	\$6,300.00	\$6,300.00	04/12/2007
CD06DEMO07	2053	2006-23	DEMO - 12810 CAMPBELL LANE	Completed	04	07/09/07	\$7,417.66	\$7,417.66	10/10/2007
	2065	2006-23	DEMO - 12810 CAMPBELL LN	Canceled	04		\$0.00	\$0.00	
CD06DVP3	2115	2006-32	DANSVILLE PHASE III	Completed	03Z	02/09/09	\$1,565,984.54	\$1,565,984.54	12/16/2011
CD06FAMRES	2023	2006-20	FAMILY RESOURCES TURNER ST REHAB	Completed	03C	01/03/08	\$463,506.78	\$463,506.78	04/22/2008
CD06GC1	2022	2006-31	GOODEN CROSSING SIDEWALKS	Completed	03L	05/01/07	\$203,955.55	\$203,955.55	03/23/2013
CD06GCI-2	2198	2006-31	Gooden Crossing Sidewalk Acquisition of Right-of-Way	Completed	01	11/17/09	\$2,400.00	\$2,400.00	12/02/2009
CD06LFC	2017	2006-26	LEALMAN FAMILY CENTER NEWS	Completed	05Z	03/14/07	\$11,081.13	\$11,081.13	12/01/2007
CD06POC	2016	2006-24	POC - CHORE SERVICES	Completed	05A	03/14/07	\$30,000.00	\$30,000.00	06/06/2007
CD06PPK	2072	2006-28	CITY OF PINELLAS PARK SIDEWALKS	Completed	03L	01/04/08	\$188,458.50	\$188,458.50	01/10/2008
CD06SPFC	2057	2006-21	ST PETERSBURG FREE CLINIC	Completed	05Q	07/31/07	\$15,849.92	\$15,849.92	12/01/2007
CD06TSHADU	2039	2006-15	TARPON SPRINGS HOUSING AUTHORITY DUPLEX	Completed	01	05/14/07	\$271,359.80	\$271,359.80	05/15/2007
CD06YOPS	2021	2006-25	GRA YMCA OPERATIONS	Completed	05Z	05/01/07	\$340,000.00	\$340,000.00	12/01/2007
CD07ADMIN	2069	2007-1	CDBG ADMINISTRATION	Completed	21A	03/03/08	\$715,980.27	\$715,980.27	04/07/2009
CD07DEMO06	2041	2006-23	DEMO - 4343 57TH AVE	Completed	04	06/01/07	\$6,777.15	\$6,777.15	06/06/2007
CD07GP	2260	2007-7	Gulfport 49th Streetscape Project	Completed	03K	03/02/10	\$152,640.07	\$152,640.07	02/12/2011
CD07GRACLE	2084	2007-2	GRA NEIGHBORHOOD CLEANUP	Completed	04	06/24/08	\$14,657.14	\$14,657.14	07/15/2008
CD07LFC	2080	2007-6	LEALMAN FAMILY CENTER NEWSLETTER	Completed	05Z	03/14/08	\$7,497.90	\$7,497.90	09/20/2008
CD07LHAC	2081	2007-13	LIGHTHOUSE OF PINELLAS AIR CONDITIONING	Completed	03Z	03/14/08	\$77,569.00	\$77,569.00	03/18/2008

U.S. DEPARTMENT OF HOUSING AND URBAN
DEVELOPMENT
OFFICE OF COMMUNITY PLANNING AND DEVELOPMENT
PR08 - Grantee Summary Activity Report

DATE: 12/10/2018
TIME: 4:29:03 PM
PAGE: 54/74

IDIS

Grantee Activity Number	IDIS Activity - ID	Pgm Yr Project	Activity Name	Act Stat	Matrix Code	Initial Funding Date	Funded Amount	Drawn Amount	Date of Last Draw
CD07PEMHS	2126	2007-14	PEMHS FACILITY CONSTRUCTION	Completed	03Z	05/18/09	\$400,000.00	\$400,000.00	08/28/2009
CD07POC	2076	2007-12	POC - CHORE SERVICES	Completed	05A	03/03/08	\$30,480.00	\$30,480.00	09/20/2008
CD07PPK	2118	2007-9	PINELLAS PARK SIDEWALK	Completed	03L	02/09/09	\$149,928.70	\$149,928.70	02/14/2009
CD07ROOF	2086	2007-3	YMCA GREATER RIDGECREST ROOF REHAB	Completed	03E	07/14/08	\$47,579.75	\$47,579.75	07/15/2008
CD07SCCMH	2068	2007-8	SCCMH HOMELESS SERVICES	Canceled	05O		\$0.00	\$0.00	
	2075	2007-8	SUNCOAST CTR FOR COMMUNITY MENTAL HEALTH	Completed	05O	02/29/08	\$141,274.57	\$141,274.57	11/26/2008
CD07SH	2116	2007-10	CITY OF SAFETY HARBOR STREETScape	Completed	03K	01/14/09	\$50,000.00	\$50,000.00	02/14/2009
CD07WCMS	2100	2007-15	WESTCARE - MUSTARD SEED REHAB	Completed	03C	09/19/08	\$107,130.00	\$107,130.00	02/14/2009
CD07WCTP	2097	2007-15	WESTCARE TURNING POINT REHAB	Completed	03C	08/22/08	\$35,700.00	\$35,700.00	11/26/2008
CD07YOPS	2082	2007-5	GRA YMCA OPERATIONS	Completed	05Z	03/14/08	\$321,880.00	\$321,880.00	11/26/2008
CD08ADMIN	2121	2008-27	CDBG ADMINISTRATION	Completed	21A	03/20/09	\$641,579.03	\$641,579.03	12/15/2009
CD08CRACLE	2203	2008-28	GRA Neighborhood Cleanup	Canceled			\$0.00	\$0.00	
CD08DEMO02	2128	2008-9	DEMO - 1263 GOODEN CROSSING	Completed	04	05/18/09	\$21,720.18	\$21,720.18	05/20/2009
CD08DEMO1	2127	2008-9	DEMO - 13225 HELM STREET	Completed	04	05/18/09	\$9,601.61	\$9,601.61	05/20/2009
CD08GCCC	2173	2008-11	Gulf Coast Community Care Rehabilitation	Completed	03Z	09/29/09	\$30,000.00	\$30,000.00	10/01/2009
CD08GRACLE	2204	2008-28	GRA CleanUp	Completed	04	12/11/09	\$14,591.00	\$14,591.00	12/15/2009
CD08HEP	2154	2008-14	HEP COMMUNITY SERVICE CTR CONSTRUCTION	Completed	03C	07/01/09	\$303,992.43	\$303,992.43	05/22/2010
CD08HPYFLR	2165	2008-2	HIGH POINT BRANCH YMCA FLOOR REPLACEMENT	Completed	03E	08/26/09	\$28,747.42	\$28,747.42	08/28/2009
CD08LFC	2125	2008-5	LEALMAN FAMILY CENTER NEWSLETTER	Completed	05Z	03/20/09	\$10,000.00	\$10,000.00	10/01/2009
CD08LMJCRK	2129	2008-6	JOES CREEK GREENWAY PARK	Completed	03F	05/19/09	\$477,791.56	\$477,791.56	11/18/2010
CD08PARC	2244	2008-25	PARC Burkett Villa Group Home Rehab	Completed	03B	02/10/10	\$16,950.00	\$16,950.00	02/13/2010
CD08PEMHS	2123	2008-12	PEMHS PARKING LOT IMPROVEMENTS	Completed	03B	03/18/09	\$95,700.00	\$95,700.00	04/07/2009
CD08PMT	2124	2008-1	DANSVILLE ACQUISITIONS	Completed	01	03/20/09	\$45,328.18	\$45,328.18	05/26/2012
CD08POC	2113	2008-8	POC CHORE SERVICES	Completed	05A	01/14/09	\$30,590.02	\$30,590.02	12/15/2009
CD08PPK	2163	2008-7	CITY OF PINELLAS PARK STREETScape	Completed	03L	08/03/09	\$150,000.00	\$150,000.00	08/12/2009
CD08PV	2122	2008-10	PINELLAS VILLAGE FENCE/PARKING LOT	Completed	03Z	03/18/09	\$28,106.00	\$28,106.00	04/07/2009
CD08RCSGH	2164	2008-16	RCS GRACE HOUSE REHABILITATION	Completed	03C	08/03/09	\$74,061.16	\$74,061.16	10/01/2010
CD08SCCMH	2117	2008-17	SUNCOAST CENTER COMM MENTAL HEALTH OPS	Completed	05O	02/09/09	\$150,000.00	\$150,000.00	12/15/2009
CD08VINHSE	2197	2008-13	Van Gogh's Palette Vincent House Expansion	Completed	03B	11/13/09	\$603,264.98	\$603,264.98	11/18/2010
CD08WCMS	2272	2008-15	WestCare Mustard Seed Rehab	Completed	03C	05/20/10	\$8,000.00	\$8,000.00	05/22/2010
CD08WCTP	2201	2008-15	WestCare Turning Point Rehab	Completed	03C	12/11/09	\$44,167.49	\$44,167.49	05/22/2010
CD08YOPS	2119	2008-4	GRA YMCA OPERATIONS	Completed	05Z	02/09/09	\$293,760.00	\$293,760.00	12/02/2009
CD09ADMIN	2219	2009-24	CDBG Admin	Canceled			\$0.00	\$0.00	
	2220	2009-24	CDBG Administration	Completed	21A	02/04/10	\$436,651.09	\$436,651.09	11/18/2010
CD09BGC	2212	2009-13	Boys and Girls Club Rehab	Canceled	03M	01/22/10	\$0.00	\$0.00	
	2271	2009-13	Boys and Girls Club Facility Rehab	Completed	03M	05/20/10	\$574,793.47	\$574,793.47	02/12/2011

U.S. DEPARTMENT OF HOUSING AND URBAN
DEVELOPMENT
OFFICE OF COMMUNITY PLANNING AND DEVELOPMENT
PR08 - Grantee Summary Activity Report

DATE: 12/10/2018
TIME: 4:29:03 PM
PAGE: 55/74

IDIS

Grantee Activity Number	IDIS Activity - ID	Pgm Yr Project	Activity Name	Act Stat	Matrix Code	Initial Funding Date	Funded Amount	Drawn Amount	Date of Last Draw
CD09DEMO01	2304	2009-11	Demo - Helms - 1598 Gooden Crossing	Completed	04	09/28/10	\$20,384.78	\$20,384.78	05/28/2011
CD09DMH	2210	2009-10	Homeless Services Match - Directions for Mental Health Ops	Completed	05O	01/20/10	\$121,857.88	\$121,857.88	11/18/2010
CD09FSC	2211	2009-12	Family Service Center Rehabilitation	Completed	03Z	01/22/10	\$74,742.59	\$74,742.59	11/18/2010
CD09GRAY	2207	2009-7	GRA YMCA Rehabilitation	Completed	03E	01/19/10	\$126,336.97	\$126,336.97	05/28/2011
CD09LMJCRK	2306	2009-5	Joe's Creek Greenway Park	Completed	03F	11/17/10	\$97,701.79	\$97,701.79	09/27/2012
CD09POC	2209	2009-9	POC-Chore Services	Completed	05A	01/20/10	\$30,000.00	\$30,000.00	11/18/2010
CD09RCLUB	2213	2009-14	R'Club Child Care Center Rehab	Completed	03M	01/22/10	\$26,534.72	\$26,534.72	11/18/2010
CD09RCSEEU	2214	2009-15	RCSGH Energy Efficiency Upgrades	Completed	03C	01/27/10	\$24,283.44	\$24,283.44	11/18/2010
CD09RCSFB	2215	2009-16	RCS Food Bank Rehab	Completed	03Z	01/27/10	\$47,122.99	\$47,122.99	11/18/2010
CD09YOPS	2208	2009-8	Greater Ridgecres YMCA Operations	Completed	05Z	01/20/10	\$294,000.00	\$294,000.00	10/01/2010
CD10ALPHA	2321	2010-9	ALPHA House of Pinellas Facility Rehabilitation	Completed	03Z	05/26/11	\$79,496.69	\$79,496.69	12/16/2011
CD10DEMO01	2324	2010-8	Tarpon Springs Housing Authority Demolition	Completed	04	09/20/11	\$6,423.28	\$6,423.28	12/16/2011
CD10DEMO02	2336	2010-8	DEMO 1570 Oak Street Largo	Completed	04	12/15/11	\$9,920.52	\$9,920.52	03/14/2012
CD10GCCDA	2319	2010-5	Gulf Coast Community Care Disabled Adults Program	Completed	05B	05/26/11	\$20,000.00	\$20,000.00	09/24/2011
CD10GCCGH	2320	2010-6	Gulf Coast Community Care Rehabilitation	Completed	03B	05/26/11	\$35,895.68	\$35,895.68	09/24/2011
CD10OLDS	2317	2010-3	City of Oldsmar St. Petersburg Drive Streetscape	Completed	03K	04/15/11	\$300,699.75	\$300,699.75	06/14/2012
CD10POC	2313	2010-7	Pinellas Opportunity Council Chore Services	Completed	05A	03/17/11	\$59,999.98	\$59,999.98	12/20/2012
CD10RCLBTS	2316	2010-10	R'Club Child Care Center Rehabilitation - Tarpon Springs	Completed	03M	04/06/11	\$47,216.90	\$47,216.90	12/16/2011
CD10RCLUBP	2308	2010-11	R' Club Child Care Center Rehab - PPK	Completed	03M	02/04/11	\$61,942.83	\$61,942.83	09/24/2011
CD10RSCGH	2322	2010-12	RCS Grace House Expansion	Completed	03C	05/26/11	\$92,614.69	\$92,614.69	12/16/2011
CD10TSL	2318	2010-4	City of Tarpon Springs Lemon St. Lighting Project	Completed	03K	04/15/11	\$82,543.98	\$82,543.98	05/26/2012
CD10TSLOTS	2335	2010-20	Tarpon Springs Lot Acquisitions	Completed	01	12/15/11	\$1,322.18	\$1,322.18	12/16/2011
CD10UPARC	2326	2010-25	UPARC Facility Acquisition-Harborside Studios	Completed	01	03/13/12	\$300,000.00	\$300,000.00	03/14/2012
CD10YOPS	2312	2010-1	GRA Y Operations	Completed	05Z	03/17/11	\$290,000.00	\$290,000.00	09/24/2011
CD11DMH	2352	2011-6	Continuum of Care Match - Homeless	Completed	05O	05/21/12	\$140,000.00	\$140,000.00	12/20/2012
CD11DVPM	2356	2011-3	Dansville Neighborhood Revitalization Area Acquisitions	Completed	01	05/24/12	\$15,639.04	\$15,639.04	12/20/2012
CD11PARCBV	2345	2011-4	PARC Burkett Villa Group Home Rehabilitation	Completed	03B	05/21/12	\$99,620.00	\$99,620.00	07/07/2012
CD11PARCCV	2346	2011-4	PARC Curry Villa Group Home Rehab	Completed	03B	05/21/12	\$77,559.00	\$77,559.00	07/07/2012
CD11PEMHS	2347	2011-4	PEMHS Facility Rehabilitation	Completed	03Z	05/21/12	\$55,820.00	\$55,820.00	06/14/2012
CD11PPK	2349	2011-5	Pinellas Park CRA Sidewalk/Streetscape	Completed	03L	05/21/12	\$150,000.00	\$150,000.00	10/26/2012
CD11RCLUBP	2344	2011-4	R'Club Child Care Center Pinellas Park Rehabilitation	Completed	03M	05/21/12	\$97,168.00	\$97,168.00	12/20/2012
CD11RCLUBT	2343	2011-4	R'Club Child Care Center Tarpon Springs Rehabilitation	Completed	03M	05/21/12	\$57,957.83	\$57,957.83	09/27/2012
CD11SH	2350	2011-5	Safety Harbor CRA park Design & Construction	Completed	03F	05/21/12	\$150,000.00	\$150,000.00	10/26/2012
CD11YOPS	2353	2011-6	Omni Center Operations	Completed	05Z	05/21/12	\$275,000.00	\$275,000.00	09/27/2012
CD11YTOWER	2373	2011-3	Omni Center Scoring Tower Rehabilitation	Completed	03E	07/06/12	\$22,743.00	\$22,743.00	09/27/2012
CD12ADMIN	2402	2012-9	CDBG Administration	Completed	21A	01/24/13	\$465,708.18	\$465,708.18	11/27/2013

U.S. DEPARTMENT OF HOUSING AND URBAN
DEVELOPMENT
OFFICE OF COMMUNITY PLANNING AND DEVELOPMENT
PR08 - Grantee Summary Activity Report

DATE: 12/10/2018
TIME: 4:29:03 PM
PAGE: 56/74

IDIS

Grantee Activity Number	IDIS Activity - ID	Pgm Yr Project	Activity Name	Act Stat	Matrix Code	Initial Funding Date	Funded Amount	Drawn Amount	Date of Last Draw
CD13ADMIN	2457	2013-9	09/30/2014CDBG Administration	Completed	21A	03/10/14	\$543,856.66	\$543,856.66	11/05/2014
CD14ADMIN	2477	2014-10	14/15 CDBG Administration	Completed	21A	03/03/15	\$605,085.22	\$605,085.22	11/05/2015
CD14CLACQ	2492	2014-1	Central Lealman Target Area Land Acquisition	Completed	01	04/03/15	\$372,201.28	\$372,201.28	06/19/2015
CD15ADMIN	2519	2015-9	15/16 CDBG Administration	Completed	21A	01/27/16	\$490,047.94	\$490,047.94	11/04/2016
CD16ADMIN	2555	2016-9	16/17 CDBG Administration	Completed	21A	12/29/16	\$551,824.39	\$551,824.39	11/02/2017
CD17ADMIN	2601	2017-9	17/18 CDBG Administration	Completed	21A	01/26/18	\$543,799.50	\$543,799.50	11/22/2018
CD95CFP12	416	1997-11	CFP - FEED STORE 5775 PARK BLVD	Completed	14E	12/22/97	\$2,710.30	\$2,710.30	01/23/1998
CD95CFP13	435	1997-11	CFP - SAFETY HARBOR AUTOMOTIVE CENTER	Completed	14E	10/01/97	\$2,000.00	\$2,000.00	04/29/1998
CD95CFP14	418	1997-11	CFP - PEDIATRIC DOCTORS - PIN PK	Completed	14E	10/01/97	\$3,322.50	\$3,322.50	02/18/1998
CD95CFP15	420	1997-11	CFP - HARBOR PLAZA - SAFETY HARBOR	Completed	14E	10/01/97	\$12,000.00	\$12,000.00	02/18/1998
CD95CFP16	401	1996-45	BLOCKBUSTER PLAZA - PINELLAS PARK	Completed	14E	11/24/97	\$2,000.00	\$2,000.00	12/24/1997
CD95CFP17	419	1997-11	CFP - GIFTSHOP - GULFPORT	Completed	14E	10/01/97	\$5,000.00	\$5,000.00	02/18/1998
CD95CFP20	450	1997-11	CFP - TURKER'S BEACH SPORTS LOUNGE	Completed	14E	10/01/97	\$2,000.00	\$2,000.00	06/10/1998
CD95CFP21	470	1997-11	CFP - BUSHIDO ACADEMY	Completed	14E	10/01/97	\$3,000.00	\$3,000.00	09/01/1998
CD95CFP22	538	1997-11	CFP - GULFPORT STUDIO SEVEN	Completed	14E	10/01/98	\$5,000.00	\$5,000.00	03/03/1999
CD95CFP23	590	1997-11	CFP - SCHNELLER MANUFACTURING	Completed	14E	10/01/98	\$4,000.00	\$4,000.00	05/28/1999
CD95CFP25	508	1997-11	CFP - J&M ALUMINUM	Completed	14E	10/01/98	\$2,000.00	\$2,000.00	01/26/1999
CD95DEM15	384	1995-27	DEMOLITION - BUSSEY	Completed	04	09/01/97	\$1,044.50	\$1,044.50	12/24/1997
CD95DEM16	385	1995-27	KERRY COURT CLEAN UP	Completed	04	09/01/97	\$5,203.35	\$5,203.35	12/24/1997
CD95DEM17	382	1995-27	DEMO - 12473 TREE STREET LARGO	Completed	04	10/01/97	\$4,521.95	\$4,521.95	03/24/1998
CD95DEM18	383	1995-27	DEMOLITION - STILLS	Completed	04	09/01/97	\$7,085.36	\$7,085.36	09/01/1998
CD95DEM19	379	1995-27	DEMO - MARY STEWART	Completed	04	09/01/97	\$1,638.72	\$1,638.72	12/24/1997
CD95DEM20	380	1995-27	DEMO - BOOKER MURRAY JR.	Completed	04	09/01/97	\$5,864.70	\$5,864.70	12/24/1997
CD95DEM21	381	1995-27	DEMO - MOTEL	Completed	04	09/01/97	\$3,314.69	\$3,314.69	02/18/1998
CD95DEM22	387	1995-27	DEMOLITION - WRIGHT	Completed	04	09/01/97	\$2,261.44	\$2,261.44	12/24/1997
CD95DEM23	408	1995-27	DEMOLITION - YMCA - 5350 BAMBOO PLACE	Completed	04	12/15/97	\$4,222.35	\$4,222.35	02/18/1998
CD95DEM24	409	1995-27	DEMOLITION - RIDGECREST - 1449 BASKINS	Completed	04	12/15/97	\$5,158.66	\$5,158.66	12/24/1997
CD95DEM25	461	1995-27	DEMO - 13364 HELM ST	Completed	04	10/01/97	\$1,109.36	\$1,109.36	06/10/1998
CD95DEM26	451	1995-27	DEMO - 938 HIGHLAND AVE	Completed	04	10/01/97	\$2,612.91	\$2,612.91	06/10/1998
CD95DEM27	464	1995-27	DEMO - 1727 CRAWFORD AVE	Completed	04	10/01/97	\$1,408.16	\$1,408.16	09/01/1998
CD95DEM28	463	1995-27	CLEAR - TAYLOR LAKE SUBDIV	Completed	04	10/01/97	\$3,450.00	\$3,450.00	09/01/1998
CD95DEM29	476	1995-27	DEMO - 715 PATTERSON ST	Completed	04	10/01/97	\$5,000.00	\$5,000.00	09/30/1998
CD95DEM30	467	1995-27	CLEAR- WYATT ST PALM TREE REMOVAL	Completed	04	10/01/97	\$500.00	\$500.00	09/01/1998
CD95DEM31	386	1995-27	DEMO - 725 WYATT ST	Completed	04	10/01/98	\$2,464.53	\$2,464.53	01/26/1999
CD95DEM32	619	1998-7	DEMO - 727 WYATT ST	Completed	04	10/01/98	\$2,391.16	\$2,391.16	06/03/1999
CD95DEM33	486	1995-27	DEMO - 19221 GULF BLVD, IND SHR	Completed	04	10/01/97	\$1,920.00	\$1,920.00	09/30/1998

U.S. DEPARTMENT OF HOUSING AND URBAN
DEVELOPMENT
OFFICE OF COMMUNITY PLANNING AND DEVELOPMENT
PR08 - Grantee Summary Activity Report

DATE: 12/10/2018
TIME: 4:29:03 PM
PAGE: 57/74

IDIS

Grantee Activity Number	IDIS Activity - ID	Pgm Yr Project	Activity Name	Act Stat	Matrix Code	Initial Funding Date	Funded Amount	Drawn Amount	Date of Last Draw
CD95DTI	253	1996-44	DTI CONSULTING FOR DANVILLE	Completed	20	10/01/95	\$47,391.40	\$47,391.40	09/01/1998
CD95OMHS	254	1996-44	OLDSMAR HISTORIC SURVEY	Completed	21A	10/01/95	\$9,526.85	\$9,526.85	08/30/1997
CD96ADA01	455	1996-35	ADA - ABILITIES MAIN BUILD RESTROOM MOD	Completed	10	10/01/97	\$9,630.00	\$9,630.00	06/10/1998
CD96ADA02	626	1996-35	ADA - OLDSMAR CIVIC CENTER	Completed	03Z	10/01/98	\$10,000.00	\$10,000.00	06/03/1999
CD96ADA04	239	1996-35	ADA-ABILITIES, INC. TRANSITIONS	Completed	10	10/01/97	\$9,972.66	\$9,972.66	03/24/1998
CD96ADA05	398	1996-35	ADA - SUNCOAST EPILEPSY ASSO. INC.	Completed	10	10/01/97	\$9,994.19	\$9,994.19	12/24/1997
CD96ADA06	485	1996-35	ADA - INDIAN SHORES CITY HALL	Completed	10	10/01/97	\$8,532.00	\$8,532.00	09/30/1998
CD96ADA07	487	1996-35	ADA - DUNEDIN LITTLE LEAGUE	Completed	10	10/01/97	\$10,000.00	\$10,000.00	09/30/1998
CD96ADA09	465	1996-45	INDIAN SHORES AUDITORIUM DOOR	Completed	03Z	10/01/97	\$7,018.00	\$7,018.00	11/21/1998
CD96ADA10	475	1996-35	ADA - IND SHR E. HARPER PK RESTROOM	Completed	10	10/01/97	\$9,923.19	\$9,923.19	09/30/1998
CD96ADA11	684	1996-35	ADA - GULFPORT MARINA	Completed	03Z	10/01/98	\$10,000.00	\$10,000.00	09/17/1999
CD96ADA12	683	1996-35	ADA - GULFPORT CASINO	Completed	03Z	10/01/98	\$10,000.00	\$10,000.00	09/17/1999
CD96ADA13	686	1996-35	ADA - YMCA VILLAGE CENTER	Completed	03Z	10/01/98	\$8,651.80	\$8,651.80	09/17/1999
CD96ADA14	735	1996-35	ADA - INDIAN SHORES POLICE DEPT	Completed	03Z	10/01/98	\$4,845.00	\$4,845.00	11/16/1999
CD96ADA15	1152	1996-35	CHRISTOPHER CENTER	Completed	03B	06/27/01	\$10,000.00	\$10,000.00	06/28/2001
CD96ADA16	806	1996-35	ADA - ABILITIES	Completed	03Z	04/07/00	\$9,973.73	\$9,973.73	07/13/2000
CD96ADA17	849	1996-35	ADA - GCCC, 407 S ARCTURAS AVE	Completed	03Z	06/26/00	\$4,987.50	\$4,987.50	07/13/2000
CD96ADA18	738	1996-35	ADA - STERLING CENTER	Completed	03Z	10/01/98	\$897.51	\$897.51	11/13/1999
CD96ADA19	852	1996-35	ADA - EGAN PARK	Completed	03Z	06/27/00	\$10,000.00	\$10,000.00	07/13/2000
CD96ADA20	850	1996-35	ADA - GCCC, 14041 ICOT BLVD	Completed	03Z	06/26/00	\$4,987.50	\$4,987.50	07/13/2000
CD96ADA21	1299	1996-35	ADA - UNION ACADEMY RESTROOMS	Completed	03Z	03/04/02	\$10,000.00	\$10,000.00	03/15/2002
CD96ADA22	851	1996-35	ADA - INDIAN SHORES TOWN HALL PA SYSTEM	Completed	03Z	06/27/00	\$4,000.00	\$4,000.00	07/13/2000
CD96ADA23	1076	1996-35	ADA - DOUGLAS AND MAIN	Completed	03Z	02/26/01	\$3,931.06	\$3,931.06	02/28/2001
CD96ADA24	1191	1996-35	ADA-HISTORICAL MUSEUM - CD96ADA24	Completed	03Z	08/31/01	\$10,000.00	\$10,000.00	09/01/2001
CD96ADA25	860	1996-35	ADA - YMCA POOL LIFT	Completed	03Z	06/28/00	\$4,013.00	\$4,013.00	07/13/2000
CD96ADA26	1134	1996-35	ADA - BLEACHER RAMPS	Completed	03F	05/25/01	\$10,000.00	\$10,000.00	05/30/2001
CD96ADA27	1231	1996-35	ADA - BARDMOOR YMCA	Completed	03Z	12/26/01	\$8,606.50	\$8,606.50	12/28/2001
CD96ADA30	1435	1996-35	ADA - DAVIS FIELD PLAYGROUND - P.P.	Completed	03Z	10/10/02	\$7,952.11	\$7,952.11	10/22/2002
CD96ADA31	1506	1996-35	ADA - DORSETT PARK, TARPON SPRINGS	Completed	03Z	02/17/03	\$10,000.00	\$10,000.00	04/12/2003
CD96ADA32	1446	1996-35	ADA - REDINGTON SHORES FIRE DISTRICT	Completed	03Z	01/13/03	\$10,000.00	\$10,000.00	01/17/2003
CD96ADA33	1473	1996-35	ADA - CARING & SHARING CENTER	Completed	03Z	01/27/03	\$3,182.00	\$3,182.00	05/01/2003
CD96ADA34	1534	1996-35	ADA - HELEN HOWARTH PARK	Completed	03Z	04/25/03	\$8,820.00	\$8,820.00	05/01/2003
CD96ADA35	1594	1996-35	ADA - REDINGTON SHORES PLAYGROUND	Completed	03F	10/09/03	\$10,000.00	\$10,000.00	10/16/2003
CD96ADA36	1771	1996-35	ADA - REDINGTON SHORES CITY HALL	Completed	03Z	09/03/04	\$10,000.00	\$10,000.00	09/10/2004
CD96AHC	191	1996-8	AFFORDABLE LIVING MAGAZINE	Completed	05Z	10/01/96	\$8,921.85	\$8,921.85	10/21/1997
CD96CASA	205	1996-30	CASA MANORS	Completed	03C	10/01/96	\$97,500.00	\$97,500.00	03/17/1998

U.S. DEPARTMENT OF HOUSING AND URBAN
DEVELOPMENT
OFFICE OF COMMUNITY PLANNING AND DEVELOPMENT
PR08 - Grantee Summary Activity Report

DATE: 12/10/2018
TIME: 4:29:03 PM
PAGE: 58/74

IDIS

Grantee Activity Number	IDIS Activity - ID	Pgm Yr Project	Activity Name	Act Stat	Matrix Code	Initial Funding Date	Funded Amount	Drawn Amount	Date of Last Draw
CD96CHA	208	1996-32	CHIP - CONSTRUCTION	Completed	03C	10/01/96	\$325,000.00	\$325,000.00	02/18/1998
CD96CHDO	249	1996-9	CHDO OPERATIONS - CHAF	Completed	21A	10/01/96	\$24,664.57	\$24,664.57	10/22/1997
CD96CSF	192	1996-10	CSF HOUSING ASSISTANCE & HOMEBUYER TRAIN	Completed	05Z	10/01/96	\$41,598.00	\$41,598.00	10/22/1997
CD96DN	195	1996-19	DUNEDIN STREETScape AND PARKING	Completed	03Z	10/01/96	\$160,000.00	\$160,000.00	04/29/1998
CD96DVI	809	1998-3	DANSVILLE AREA INFRASTRUCTURE PH1	Completed	03K	04/07/00	\$303,218.86	\$303,218.86	11/02/2001
CD96GP & CD97GP2	196	1996-20	GULFPORT STREETScape	Completed	03Z	10/01/96	\$210,000.00	\$210,000.00	09/01/1998
CD96HATS	194	1996-18	HATS AIR CONDITIONING	Completed	14C	10/01/96	\$160,000.00	\$160,000.00	09/01/1998
CD96HIST-1	200	1996-25	HARTLEY HOUSE	Completed	16B	10/01/96	\$194,040.31	\$194,040.31	11/21/1998
CD96HIST-2	201	1996-25	PATRONS INN	Completed	16B	10/01/96	\$482,135.74	\$482,135.74	08/22/2001
CD96IRB	197	1996-21	INDIAN ROCKS BEACH STREETScape	Completed	03Z	10/01/96	\$100,000.00	\$100,000.00	10/21/1997
CD96JWB	198	1996-22	OMNI CENTER SERVICES	Completed	05Z	10/01/96	\$84,999.64	\$84,999.64	10/22/1997
CD96LFH 11	193	1996-11	LEALMAN FIRE HYDRANT AND WATER LINE	Completed	03J	10/01/96	\$73,628.00	\$73,628.00	06/10/1998
CD96MS	210	1996-34	MUSTARD SEED TURNING POINT OPERATIONS	Completed	05Z		\$0.00	\$0.00	
CD96OM	199	1996-23	OLDSMAR STREETScape	Completed	03Z	10/01/96	\$160,000.00	\$160,000.00	03/17/1998
CD96PCUL	202	1996-26	OMNI CENTER IMPROVEMENTS	Completed	03F	10/01/96	\$57,738.85	\$57,738.85	04/29/1998
CD96POC	211	1996-36	CHORE SERVICES	Completed	05A	10/01/96	\$10,000.00	\$10,000.00	06/26/1997
CD96PP	212	1996-37	SENIOR CENTER ANNEX IMPROVEMENTS	Completed	03A	10/01/96	\$150,000.00	\$150,000.00	03/24/1998
CD96SA	216	1996-40	TRANSITIONAL LIVING PROGRAM	Completed	03C	10/01/96	\$16,337.09	\$16,337.09	11/21/1997
CD96SH1	203	1996-27	SAFETY HARBOR 9TH LANE PARKING	Completed	03Z	10/01/96	\$26,000.00	\$26,000.00	12/24/1997
CD96SH2	204	1996-28	SAFETY HARBOR STREETScape, PHASE II	Completed	03Z	10/01/96	\$23,200.00	\$23,200.00	09/01/1998
CD97CFP02	518	1997-11	CFP - IRB BEACH COTTAGE FLORIST	Completed	14E	10/01/98	\$3,199.30	\$3,199.30	01/26/1999
CD97CFP03	536	1997-11	CFP - SOUTHERN PAWN SHOP	Completed	14E	10/01/98	\$4,000.00	\$4,000.00	03/03/1999
CD97CFP04	668	1997-11	CFP - PRIVACY ELECTRONICS	Completed	14E	10/01/98	\$3,000.00	\$3,000.00	07/23/1999
CD97CFP05	654	1997-11	CFP - STUFFED MUSHROOM	Completed	14E	10/01/98	\$3,000.00	\$3,000.00	07/23/1999
CD97CFP06	566	1997-11	CFP - CUSO'S JEWELRY	Completed	14E	10/01/98	\$4,000.00	\$4,000.00	03/17/1999
CD97CFP08	939	1999-7	CFP - AUTO REPR GAR	Completed	14E	09/25/00	\$4,000.00	\$4,000.00	09/27/2000
CD97CFP09	812	1999-7	CFP - RETAIL/OFFICE SH	Completed	14E	04/07/00	\$3,000.00	\$3,000.00	04/11/2000
CD97CFP10	739	1997-11	CFP - RETAIL BUSINESS	Completed	14E	10/01/98	\$2,000.00	\$2,000.00	11/13/1999
CD97CFP11	734	1997-11	CFP - CHIROPRACTIC OFFICE	Completed	14E	10/01/98	\$5,000.00	\$5,000.00	11/13/1999
CD97CFP13	801	1999-7	CFP - DRAKE APTS UNIT A	Completed	14E	04/06/00	\$2,000.00	\$2,000.00	04/11/2000
CD97CFP14	800	1999-7	CFP - DRAKE APTS UNIT B	Completed	14E	04/06/00	\$2,000.00	\$2,000.00	04/11/2000
CD97CFP15	802	1999-7	CFP - DRAKE APTS UNIT C	Completed	14E	04/06/00	\$3,000.00	\$3,000.00	04/11/2000
CD97CFP16	940	1999-7	CFP - KELLY'S RESTURANT	Completed	14E	09/25/00	\$2,000.00	\$2,000.00	09/27/2000
CD97CFP17	763	1999-7	CFP - CAFE/RESTURANT 680 MAIN ST	Completed	14E	10/01/99	\$2,860.00	\$2,860.00	02/08/2000
CD97CFP18	870	1999-7	CFP - INSIDE OUT GRP, INC.	Completed	14E	06/29/00	\$3,000.00	\$3,000.00	07/13/2000
CD97CFP19	808	1999-7	CFP - TAYLOR ARCADE	Completed	14E	04/07/00	\$1,016.20	\$1,016.20	04/11/2000

U.S. DEPARTMENT OF HOUSING AND URBAN
DEVELOPMENT
OFFICE OF COMMUNITY PLANNING AND DEVELOPMENT
PR08 - Grantee Summary Activity Report

DATE: 12/10/2018
TIME: 4:29:03 PM
PAGE: 59/74

IDIS

Grantee Activity Number	IDIS Activity - ID	Pgm Yr Project	Activity Name	Act Stat	Matrix Code	Initial Funding Date	Funded Amount	Drawn Amount	Date of Last Draw
CD97CFP20	1036	1999-7	CFP - MEDICAL SERVICES	Completed	14E	01/16/01	\$3,000.00	\$3,000.00	01/19/2001
CD97CFP21	811	1999-7	CFP - BOX CAR	Completed	14E	04/07/00	\$1,540.00	\$1,540.00	04/11/2000
CD97CFP22	1037	1999-7	CFP - HAIR SALON	Completed	14E	01/16/01	\$3,000.00	\$3,000.00	01/19/2001
CD97CFP23	861	1999-7	CFP - CAFE ALFRESCO	Completed	14E	06/28/00	\$2,700.00	\$2,700.00	07/13/2000
CD97CFP24	1035	1999-7	CFP - ART GALLERY	Completed	14E	01/16/01	\$5,000.00	\$5,000.00	01/19/2001
CD97CFP26	857	1999-7	CFP - RESTURANT/RETAIL	Completed	14E	06/27/00	\$4,000.00	\$4,000.00	07/13/2000
CD97CSF	417	1997-7	CSF HOUSING ASSIST & HOME BUYER TRAINING	Completed	05Z	10/01/97	\$52,646.00	\$52,646.00	11/21/1998
CD97DN	553	1998-6	DUNEDIN STREETSCAPE	Completed	03Z	10/01/98	\$300,000.00	\$300,000.00	07/13/2000
CD97DV01	454	1997-5	PAINT PROGRAM - DANSVILLE	Completed	05Z	10/01/97	\$976.67	\$976.67	09/27/2000
CD97FR	452	1997-7	FAMILY RESOURCES - COMMUNITY VOICE MAIL	Completed	05Z	10/01/97	\$48,527.70	\$48,527.70	06/03/1999
CD97GP	407	1997-3	GULFPORT COMMUNITY CENTER RENOVATION	Completed	03Z	10/01/97	\$300,000.00	\$300,000.00	09/01/1998
CD97HIS01	581	1997-12	HIS - ED C. LABREQUE CPA	Completed	16B	10/01/98	\$30,000.00	\$30,000.00	03/17/1999
CD97HIST-2	1188	1996-25	PATRONS INN	Canceled	16B	08/21/01	\$0.00	\$0.00	
CD97HS	477	1997-3	HEAD START AT RAINBOW	Completed	03Z	10/01/97	\$6,675.94	\$6,675.94	09/30/1998
CD97ISVDSN	460	1997-1	PLAN - INDIAN SHORES VILLAGE DESIGN	Completed	20	10/01/97	\$1,388.00	\$1,388.00	06/10/1998
CD97JWB	404	1997-7	COMPREHENSIVE FAMILY SERVICES PROGRAM	Completed	05Z	10/01/97	\$120,054.37	\$120,054.37	11/21/1998
CD97POC	453	1997-7	POC - CHORE SERVICES	Completed	05Z	10/01/97	\$14,947.00	\$14,947.00	06/10/1998
CD97RCDSGN/CD98FOR	449	1997-13	RIDGECREST COMMUNITY CENTER	Completed	03E	10/01/97	\$356,531.10	\$356,531.10	03/15/2002
CD97SCMH	429	1997-3	SUNCOAST CENTER FOR MENTAL HEALTH	Completed	03Z	10/01/97	\$100,000.00	\$100,000.00	09/01/1998
CD97SEF	399	1997-3	SUNCOAST EPILEPSY FOUNDATION RENOVATION	Completed	03Z	10/01/97	\$15,000.00	\$15,000.00	03/17/1998
CD97SH	732	1998-6	SAFETY HARBOR - STREETSCAPE	Completed	03Z	10/01/98	\$100,000.00	\$100,000.00	04/11/2000
CD97TP	400	1997-2	TURNING POINT OPERATIONS - MUSTARD SEED	Completed	05Z	10/01/97	\$80,000.00	\$80,000.00	11/21/1998
CD97WT01	396	1997-6	WINDTREE PAINT PROGRAM	Completed	05Z	10/01/97	\$7,097.67	\$7,097.67	09/27/2000
	421	1997-6	WINDTREE CONSULTING	Completed	03I	10/01/97	\$10,220.00	\$10,220.00	04/29/1998
CD97WTA01	393	1997-6	YMCA ACQUISITION - 5350 BAMBOO	Completed	03Z	10/01/97	\$63,871.92	\$63,871.92	06/10/1998
CD97WTA02	394	1997-6	YMCA ACQUISITION - 15117 WINDTREE	Completed	03Z	10/01/97	\$81,914.76	\$81,914.76	03/24/1998
CD97WTA03	395	1997-6	YMCA ACQUISITION - 15085 WINDTREE DR.	Completed	03Z	10/01/97	\$114,906.88	\$114,906.88	04/29/1998
CD97YMCA	496	1997-6	WTV YMCA IMPROVEMENTS	Completed	03Z	10/01/97	\$496,508.00	\$496,508.00	09/17/1999
CD98ASAP	526	1998-10	ASAP - PURCHASE AND REHAB	Completed	03Z	10/01/98	\$30,800.00	\$30,800.00	11/13/1999
CD98CHAF	746	1998-5	CHAF - 150TH STREET WALL	Completed	03Z	10/01/98	\$50,000.00	\$50,000.00	02/08/2000
CD98CHIP	510	1998-9	CLW HMLESS INTERV PROJ - OPERATIONS	Completed	05Z	10/01/98	\$74,956.93	\$74,956.93	11/13/1999
CD98CSF	512	1998-8	COMMUNITY SERVICE FOUND- CENTR HSNG SERV	Completed	05Z	10/01/98	\$49,117.00	\$49,117.00	11/13/1999
CD98DEM01	534	1998-7	DEMO - 4951 82ND AVE N, PPK	Completed	04	10/01/98	\$5,000.00	\$5,000.00	03/03/1999
CD98DEM02	556	1998-7	DEMO - 11685 ULMERTON RD, LARGO	Completed	04	10/01/98	\$8,543.10	\$8,543.10	03/17/1999
CD98DEM03	555	1998-7	DEMO - 6065 81ST AVE N, PPK	Completed	04	10/01/98	\$2,475.69	\$2,475.69	03/17/1999
CD98DEM04	597	1998-7	DEMO - 3900 53RD AVE N	Completed	04	10/01/98	\$3,070.72	\$3,070.72	05/28/1999

U.S. DEPARTMENT OF HOUSING AND URBAN
DEVELOPMENT
OFFICE OF COMMUNITY PLANNING AND DEVELOPMENT
PR08 - Grantee Summary Activity Report

DATE: 12/10/2018
TIME: 4:29:03 PM
PAGE: 60/74

IDIS

Grantee Activity Number	IDIS Activity - ID	Pgm Yr Project	Activity Name	Act Stat	Matrix Code	Initial Funding Date	Funded Amount	Drawn Amount	Date of Last Draw
CD98DEM05	548	1998-7	DEMO - 19111 WHISPERING PINES DR, IND SH	Completed	04	10/01/98	\$5,000.00	\$5,000.00	03/17/1999
CD98DEM06	550	1998-7	DEMO - 1722 THOMPSON AVE, CLW	Completed	04	10/01/98	\$2,497.99	\$2,497.99	03/17/1999
CD98DEM07	650	1998-7	DEMO - 2311 WILLIAMS RD	Completed	04	10/01/98	\$3,279.12	\$3,279.12	07/23/1999
CD98DEM08	572	1998-7	DEMO - 15049 WINDTREE DR.	Completed	04	10/01/98	\$4,157.14	\$4,157.14	06/03/1999
CD98DEM09	573	1998-7	DEMO - 12541 WILCOX RD	Completed	04	10/01/98	\$3,759.88	\$3,759.88	03/17/1999
CD98DEM10	618	1998-7	DEMO - 15133 WINDTREE DR	Completed	04	10/01/98	\$7,486.49	\$7,486.49	06/03/1999
CD98DEM11	873	1999-4	DEMO - 633 LEVIS AVE, TS	Completed	04	07/06/00	\$4,019.07	\$4,019.07	07/13/2000
CD98DEM12	651	1998-7	DEMO - 1025 DOUGLAS AVE.	Completed	04	10/01/98	\$2,067.81	\$2,067.81	06/03/1999
CD98DEM13	687	1998-7	DEMO - 735-737 BROADWAY	Completed	04	10/01/98	\$4,750.51	\$4,750.51	09/17/1999
CD98DEM14	688	1998-7	DEMO - 733-735 BROADWAY	Completed	04	10/01/98	\$4,752.11	\$4,752.11	09/17/1999
CD98DEM15	694	1998-7	DEMO - 1593 BASKINS CROSSING RD	Completed	04	10/01/98	\$3,009.76	\$3,009.76	09/17/1999
CD98DEM16	685	1998-7	DEMO - 12730 132ND AVE N	Completed	04	10/01/98	\$1,172.56	\$1,172.56	09/17/1999
CD98DEM17	733	1998-7	DEMO - 1029 BASS ST., DN	Completed	04	10/01/98	\$2,622.74	\$2,622.74	11/13/1999
CD98DEM18	667	1998-7	DEMO - MONROE PARK	Completed	04	10/01/98	\$5,000.00	\$5,000.00	07/23/1999
CD98DEM19	691	1998-7	DEMO - 12910 CAMPBELL LANE	Completed	04	10/01/98	\$2,783.02	\$2,783.02	09/17/1999
CD98DEM20	750	1999-4	DEMO - 2234 BASKINS CROSSING RD	Completed	04	10/01/99	\$2,058.81	\$2,058.81	02/08/2000
CD98DEM21	757	1999-4	DEMO - 12960 125TH ST N	Completed	04	10/01/99	\$4,799.24	\$4,799.24	04/11/2000
CD98DEM22	807	1999-4	DEMO - 355 MANN CT, DN	Completed	04	04/07/00	\$3,854.77	\$3,854.77	04/11/2000
CD98DEM23	968	1999-4	DEMO - 19201 GULF BLVD, IS	Completed	04	11/10/00	\$5,000.00	\$5,000.00	11/14/2000
CD98DEM24	853	1999-4	DEMO - 128TH AVE N (DANSVILLE)	Completed	04	06/27/00	\$4,448.70	\$4,448.70	07/13/2000
CD98DEM25	858	1999-4	DEMO - WIND TREE AREA CLEANUP	Completed	04	06/27/00	\$2,057.24	\$2,057.24	07/29/2000
CD98DEM26	872	1999-4	DEMO - 433 EAST BOYER	Completed	04	07/06/00	\$1,215.20	\$1,215.20	07/13/2000
CD98DEM27	876	1999-4	DEMO - LIVE OAK AND HIBISCUS,TS	Completed	04	07/06/00	\$2,338.87	\$2,338.87	07/13/2000
CD98DEM28	871	1999-4	DEMO - 115 E. LIME ST	Completed	04	07/06/00	\$3,270.74	\$3,270.74	07/13/2000
CD98DEM29	874	1999-4	DEMO - BLOCK OF GROSSE, TS	Completed	04	07/06/00	\$1,248.42	\$1,248.42	07/13/2000
CD98FR	751	1998-9	FAMILY RESOURCES CENTER - REHAB	Completed	03C	10/01/98	\$19,876.00	\$19,876.00	09/27/2000
CD98HEP	690	1998-10	HOMELESS EMERGENCY PROJECT REHAB	Completed	03Z	10/01/98	\$51,175.00	\$51,175.00	02/08/2000
CD98HPNFC	625	1998-10	HIGH POINT NEIGHBORHOOD FAMILY CENTER	Completed	03Z	10/01/98	\$69,367.56	\$69,367.56	09/17/1999
CD98IRB	941	1999-6	INDIAN ROCKS BEACH - STREETSCAPE	Completed	03Z	09/25/00	\$200,000.00	\$200,000.00	02/28/2001
CD98IS	554	1998-6	INDIAN SHORES STREETSCAPE	Completed	03Z	10/01/98	\$350,000.00	\$350,000.00	10/03/2002
CD98MSF2	511	1998-8	MUSTARD SEED FND- TURNING PT. SERVICES	Completed	05Z	10/01/98	\$100,000.00	\$100,000.00	11/13/1999
CD98MSF3	598	1998-10	MUSTARD SEED FND - TURNING PT REHAB	Completed	03Z	10/01/98	\$80,041.15	\$80,041.15	04/11/2000
CD98NSSI	661	1998-10	NEIGH SR SERV - ADULT DAY CARE ACQ	Completed	03Z	10/01/98	\$230,625.00	\$230,625.00	09/27/2000
CD98PCAC	513	1998-10	PEOPLE OF COLOR AIDS COAL.- ACQ/REHAB	Completed	03S	10/01/98	\$189,737.47	\$189,737.47	11/14/2000
CD98PCUL	535	1998-8	OMNI CENTER RECREATION - PCUL	Completed	05Z	10/01/98	\$117,704.88	\$117,704.88	11/13/1999
CD98PCVI	859	1999-8	PCVI- PIN CTR VISUALLY IMPAIRED REHAB	Completed	03Z	06/27/00	\$82,343.69	\$82,343.69	11/14/2000

U.S. DEPARTMENT OF HOUSING AND URBAN
DEVELOPMENT
OFFICE OF COMMUNITY PLANNING AND DEVELOPMENT
PR08 - Grantee Summary Activity Report

DATE: 12/10/2018
TIME: 4:29:03 PM
PAGE: 61/74

IDIS

Grantee Activity Number	IDIS Activity - ID	Pgm Yr Project	Activity Name	Act Stat	Matrix Code	Initial Funding Date	Funded Amount	Drawn Amount	Date of Last Draw
CD98POC	736	1998-8	POC CHORE SERVICES	Completed	05Z	10/01/98	\$14,950.00	\$14,950.00	11/13/1999
CD98PPK	660	1998-10	PINELLAS PARK - SENIOR CENTER RENOVATION	Completed	03Z	10/01/98	\$150,000.00	\$150,000.00	02/08/2000
CD98RCACQ	599	1998-4	RIDGECREST ENTRANCE ACQUISITION	Completed	01	10/01/98	\$109,305.00	\$109,305.00	04/11/2000
CD98RCREC	696	1998-4	RIDGECREST SUMMER RECREATION PROGRAM	Completed	05Z	10/01/98	\$50,294.62	\$50,294.62	11/13/1999
CD98RCSL	504	1998-4	RIDGECREST STREET LIGHTING	Completed	03Z	10/01/98	\$20,500.00	\$20,500.00	01/26/1999
CD98SH	881	1999-8	SAFETY HARBOR - ADA RESTROOMS	Completed	03Z	07/06/00	\$80,000.00	\$80,000.00	07/13/2000
CD98SHNFC	662	1998-10	SAF HARB - NEIGH FAMILY CENTER	Completed	03Z	10/01/98	\$298,927.41	\$298,927.41	01/19/2002
CD98STARS	971	1999-10	STARS PROGRAM	Completed	05Z	11/10/00	\$51,000.00	\$51,000.00	10/03/2001
CD98WTDSN	844	1998-5	WIND TREE NORTH - DESIGN	Completed	03Z	06/24/00	\$33,651.40	\$33,651.40	02/03/2001
CD98WTI	843	1998-5	WIND TREE VILLAGE INFRASTRUCTURE PH1	Completed	03Z	06/24/00	\$351,476.38	\$351,476.38	10/16/2003
CD98WTREC	737	1998-5	WIND TREE SUMMER RECREATION PROGRAM	Completed	05D	10/01/98	\$25,152.98	\$25,152.98	11/13/1999
CD98YL	665	1998-4	PINELLAS URBAN YOUNG LIFE	Completed	03Z	10/01/98	\$2,000.00	\$2,000.00	04/11/2000
CD99ALPHA	799	1999-8	ALPHA "A BEGINNING" INC. REHABILITATION	Completed	03Z	04/06/00	\$32,800.00	\$32,800.00	11/14/2000
CD99CFP01	1034	1999-7	CFP - WEISS	Completed	14E	01/16/01	\$5,000.00	\$5,000.00	01/19/2001
CD99CFP02	970	1999-7	CFP - BIBA BAR & GRILL	Completed	14E	11/10/00	\$4,000.00	\$4,000.00	11/14/2000
CD99CFP03	916	1999-7	CFP - GRAPHIC DESIGN STUDIO	Completed	14E	07/24/00	\$4,000.00	\$4,000.00	07/29/2000
CD99CFP04	1132	1999-7	CFP - ON THE AVENUE	Completed	14E	05/25/01	\$3,000.00	\$3,000.00	05/30/2001
CD99CFP05	1131	1999-7	CFP - CREATIVE THOUGHTS	Completed	14E	05/25/01	\$3,000.00	\$3,000.00	05/30/2001
CD99CFP06	973	1999-7	CFP - LEARNING ZONE	Completed	14E	11/10/00	\$5,000.00	\$5,000.00	11/14/2000
CD99CFP08	1185	1999-7	CFP-DICUS BUILDING	Completed	14E	08/21/01	\$746.50	\$746.50	08/22/2001
CD99CFP09	1696	1999-4	CFP 809 MAIN ST	Completed	04	03/16/04	\$4,000.00	\$4,000.00	03/19/2004
CD99CFP10	1151	1999-7	CFP - GREGORY'S SALON	Completed	14E	06/27/01	\$3,520.18	\$3,520.18	06/28/2001
CD99CFP12	1112	1999-7	CFP - BLUENOSE MOTEL	Completed	14E	04/28/01	\$2,000.00	\$2,000.00	05/01/2001
CD99CFP13	1111	1999-7	CFP - FOREVER FLORIDA	Completed	14E	04/28/01	\$4,000.00	\$4,000.00	05/01/2001
CD99CFP14	1157	1999-7	CFP - BLACK PEARL	Completed	14E	06/27/01	\$725.00	\$725.00	06/28/2001
CD99CFP15	1072	1999-7	CFP - WELLNESS CENTER	Completed	14E	02/02/01	\$4,000.00	\$4,000.00	02/03/2001
CD99CFP19	1315	1999-7	CD99CFP19 - 737 MAIN STREET	Completed	14E	04/08/02	\$5,000.00	\$5,000.00	04/11/2002
CD99CFP20	1133	1999-7	CFP - RETAIL SHOPS 715-737 BROADWAY	Completed	14E	05/25/01	\$1,467.50	\$1,467.50	05/30/2001
CD99CFP21	1160	1999-7	CFP - 360 SCOTLAND	Completed	14E	07/10/01	\$3,920.00	\$3,920.00	12/28/2001
CD99CFP22	1161	1999-7	CFP - RETAIL 362 SCOTLAND	Completed	14E	07/10/01	\$3,000.00	\$3,000.00	12/28/2001
CD99CFP23	1162	1999-7	CFP - RETAIL 364 SCOTLAND	Completed	14E	07/10/01	\$2,000.00	\$2,000.00	12/28/2001
CD99CFP24	1202	1999-7	CD99CFP24 - GAYTON	Completed	14E	09/25/01	\$2,084.07	\$2,084.07	12/28/2001
CD99CFP25	1207	1999-7	CD99CFP25 - DOUGLAS WALLACE	Completed	14E	10/18/01	\$2,680.75	\$2,680.75	11/02/2001
CD99CFP26	1215	1999-7	CD99CFP26 - KLONARIS	Canceled	14E	12/03/01	\$0.00	\$0.00	
CD99CFP27	1262	1999-7	CD99CFP27 - TZEKAS, 915 MAIN ST	Completed	14E	01/23/02	\$2,000.00	\$2,000.00	01/29/2002
CD99CFP28	1455	1999-7	CD99CFP28 - IRIS AND IVY INC.	Completed	14E	01/14/03	\$1,512.50	\$1,512.50	01/17/2003

U.S. DEPARTMENT OF HOUSING AND URBAN
DEVELOPMENT
OFFICE OF COMMUNITY PLANNING AND DEVELOPMENT
PR08 - Grantee Summary Activity Report

DATE: 12/10/2018
TIME: 4:29:03 PM
PAGE: 62/74

IDIS

Grantee Activity Number	IDIS Activity - ID	Pgm Yr Project	Activity Name	Act Stat	Matrix Code	Initial Funding Date	Funded Amount	Drawn Amount	Date of Last Draw
CD99CFP29	1351	1999-7	CD99CFP27 - 636 SKINNER BLVD	Completed	14E	05/29/02	\$3,000.00	\$3,000.00	06/04/2002
CD99CFP30	1216	1999-7	CD99CFP30 - SHAPIRO	Completed	14E	12/03/01	\$2,000.00	\$2,000.00	12/28/2001
CD99CFP32	1193	1999-7	CFP - PHILLIPPI	Completed	14E	08/31/01	\$2,998.50	\$2,998.50	12/28/2001
CD99CFP33	1197	1999-7	CFP -JEFF MOORE	Completed	14E	09/07/01	\$3,000.00	\$3,000.00	09/15/2001
CD99CFP34	1275	1999-7	CD99CFP34 - 10699 GULF BLVD	Completed	14E	02/06/02	\$1,445.00	\$1,445.00	02/08/2002
CD99CFP35	1241	1999-7	CD99CFP35 - BENJAMIN BOKAY'S	Completed	14E	12/27/01	\$3,801.85	\$3,801.85	01/04/2002
CD99CFP36	1220	1999-7	CD99CFP36 - CFP - STINETTE	Completed	14E	12/20/01	\$4,000.00	\$4,000.00	12/21/2001
CD99CSF	759	1999-10	COMM SERV FOUND - CENT HSNG SERV	Completed	05Z	10/01/99	\$41,951.00	\$41,951.00	11/14/2000
CD99DEM01	877	1999-4	DEMO - NE CORNER OF GROSSE AND HARRISON	Completed	04	07/06/00	\$3,598.07	\$3,598.07	07/13/2000
CD99DEM02	875	1999-4	DEMO - 635 LEVIS AVE	Completed	04	07/06/00	\$2,790.10	\$2,790.10	07/13/2000
CD99DEM03	969	1999-4	DEMO - 371 MAIN ST, DN	Completed	04	11/10/00	\$4,000.00	\$4,000.00	11/14/2000
CD99DEM04	923	1999-4	DEMO - 209 E ORANGE ST	Completed	04	09/23/00	\$9,517.33	\$9,517.33	09/27/2000
CD99DEM05	1163	1999-4	DEMO - 19119 2ND STR, IS	Completed	04	07/10/01	\$5,000.00	\$5,000.00	07/24/2001
CD99DEM06	937	1999-4	DEMO - 256 SCOTLAND ST, DN	Completed	04	09/25/00	\$5,000.00	\$5,000.00	09/27/2000
CD99DEM07	938	1999-4	DANSVILLE/RIDGECREST AREA CLEANUP	Completed	04	09/25/00	\$6,124.00	\$6,124.00	09/27/2000
CD99DEM08	1023	1999-4	DEMO - 13071 119TH ST. N.	Completed	04	01/16/01	\$4,999.94	\$4,999.94	01/19/2001
CD99DEM09	1055	1999-4	DEMO - 111 CHESTNUT CIR, SH	Completed	04	01/17/01	\$4,999.63	\$4,999.63	01/25/2001
CD99DEM10	1021	1999-4	DEMO - 612 LINCOLN AV., TS	Completed	04	01/16/01	\$2,841.45	\$2,841.45	01/19/2001
CD99DEM11	1022	1999-4	DEMO - 718 NORTH AV., TS	Completed	04	01/16/01	\$4,984.98	\$4,984.98	01/19/2001
CD99DEM12	1020	1999-4	DEMO - 5140 69TH AV. N., PPK	Completed	04	01/16/01	\$3,926.42	\$3,926.42	02/28/2001
CD99DEM13	1425	1999-4	DEMO - 526 SOUTH LINCOLN AVENUE	Completed	14E	10/01/02	\$1,076.89	\$1,076.89	10/03/2002
CD99DEM14	1077	1999-4	HIGHPOINT STORAGE BUILDINGS	Completed	04	02/27/01	\$2,614.70	\$2,614.70	02/28/2001
CD99DEM15	1097	1999-4	DEMO - 13273 OAK ST. DANSVILLE	Completed	04	03/23/01	\$4,639.56	\$4,639.56	05/01/2001
CD99DEM16	1098	1999-4	DEMO - 13302 OAK ST. DANSVILLE	Completed	04	03/23/01	\$5,451.18	\$5,451.18	05/01/2001
CD99DEM18	1348	1999-4	DEMO - 434, 434 1/2 & 440 SKINNER BLVD	Completed	04	05/15/02	\$4,999.88	\$4,999.88	06/04/2002
CD99DEM19	1103	1999-4	CLEARANCE FOR'S LOT	Completed	04	04/21/01	\$4,999.72	\$4,999.72	05/30/2001
CD99DEM20	1184	1999-4	DEMO - 12717 132ND AV.	Completed	04	08/21/01	\$2,361.46	\$2,361.46	08/22/2001
CD99DEM21	1242	1999-4	DEMO - 607 VIRGINIA ST	Completed	04	12/27/01	\$3,297.98	\$3,297.98	01/04/2002
CD99DEM22	1198	1999-4	DEMO - 520/520.5 SKINNER BLVD	Completed	04	09/14/01	\$4,955.41	\$4,955.41	09/15/2001
CD99DEM23	1206	1999-4	DEMO - 12717-132 AVE N	Completed	04	09/28/01	\$4,999.92	\$4,999.92	10/03/2001
CD99DEM24	1172	1999-4	DEMO/226 S. GROSSE, TS	Completed	04	07/16/01	\$2,764.48	\$2,764.48	07/24/2001
CD99DEM25	1173	1999-4	DEMO/128 E LIME ST, TS	Completed	04	07/16/01	\$3,724.59	\$3,724.59	07/24/2001
CD99DEM26	1194	1999-4	E L TREVENA, INC - #CD99DEM26	Completed	04	08/31/01	\$4,997.44	\$4,997.44	09/01/2001
CD99DEM27	1227	1999-4	CD99DEM27 - TREVENA	Completed	04	12/26/01	\$3,773.23	\$3,773.23	12/28/2001
CD99DN	869	1999-6	CITY OF DUNEDIN STREETSCAPE	Completed	03Z	06/28/00	\$200,000.00	\$200,000.00	05/01/2001
CD99DNDC	794	1997-4	DANS NEIGH DEV CORP - DIR SAL AND OPER	Completed	05Z	04/06/00	\$70,571.21	\$70,571.21	11/14/2000

U.S. DEPARTMENT OF HOUSING AND URBAN
DEVELOPMENT
OFFICE OF COMMUNITY PLANNING AND DEVELOPMENT
PR08 - Grantee Summary Activity Report

DATE: 12/10/2018
TIME: 4:29:03 PM
PAGE: 63/74

IDIS

Grantee Activity Number	IDIS Activity - ID	Pgm Yr Project	Activity Name	Act Stat	Matrix Code	Initial Funding Date	Funded Amount	Drawn Amount	Date of Last Draw
CD99DVAM	810	1998-3	DANSVILLE AREA PH1 POND AND AMENITIES	Completed	03Z	04/07/00	\$149,529.50	\$149,529.50	04/12/2003
CD99GRA	752	1999-10	RIDGECREST OMNI CTR RECREATION PROG	Completed	05Z	10/01/99	\$19,889.16	\$19,889.16	11/14/2000
CD99GRANL	848	1999-5	GRA NEWS LETTER DISTRIBUTION	Completed	05Z	06/26/00	\$2,000.00	\$2,000.00	11/14/2000
CD99HBC	795	1999-10	HOME BUYER'S CLUB	Completed	05Z	04/06/00	\$43,000.00	\$43,000.00	07/13/2000
CD99HEP	1113	1999-8	HEP COMMUNITY BUILDING	Completed	03Z	04/28/01	\$75,000.00	\$75,000.00	05/01/2001
CD99HPN	747	1999-10	HIGH POINT NEIGHBORS - OPERATIONS	Completed	05Z	10/01/99	\$12,000.00	\$12,000.00	09/27/2000
CD99HPPK	1314	1999-8	CD99HPPK - SUNCOAST FAMILY YMCA'S	Completed	03Z	04/08/02	\$108,658.52	\$108,658.52	07/17/2002
CD99HSGDEL	922	1999-1	SINGLE FAMILY HOUSING DELIVERY COSTS	Completed	14A	07/28/00	\$50,868.05	\$50,868.05	09/27/2000
CD99HTH	835	1999-10	HELP FOR THE HARVEST - INSUL BLANKETS	Completed	05Z	04/10/00	\$4,998.15	\$4,998.15	04/11/2000
CD99MB	1092	1999-6	MADIERA BEACH STREETSCAPE	Completed	03Z	03/19/01	\$300,000.00	\$300,000.00	03/24/2001
CD99MS	760	1999-9	MUSTARD SEED - SALARIES	Completed	03T	10/01/99	\$92,357.88	\$92,357.88	11/14/2000
CD99PC	766	1999-10	PINELLAS CARES - VOICE MAIL	Completed	05Z	10/01/99	\$35,239.00	\$35,239.00	01/25/2001
CD99PEHMS	1014	1999-8	PEHMS REHABILITATION	Completed	03Z	01/16/01	\$22,590.00	\$22,590.00	01/19/2001
CD99PHP	924	1999-10	PINELLAS HOMESTEAD PROJ LOAN PROCESSOR	Completed	19C	09/25/00	\$35,431.39	\$35,431.39	11/02/2001
CD99POC	974	1999-10	CHORE SERVICES BY PIN. OPPORT COUNCIL	Completed	05Z	11/10/00	\$15,000.00	\$15,000.00	11/14/2000
CD99PPK	1183	1999-8	CITY OF PINELLAS PARK - #CD99PPK	Completed	03Z	08/21/01	\$50,000.00	\$50,000.00	08/22/2001
CD99RCIS	836	1999-5	RIDGECREST - STR S OF ULMERTON	Completed	03K	04/10/00	\$388,804.47	\$388,804.47	06/28/2001
CD99RCSL	864	1999-5	RIDGECREST STREET LIGHTING	Completed	03Z	06/28/00	\$10,376.00	\$10,376.00	07/13/2000
CD99SH	1155	2000-49	SAFETY HARBOR GAZEBO	Completed	03Z	06/27/01	\$100,000.00	\$100,000.00	06/28/2001
CD99WCF	805	1999-10	WORKING CAPITAL FLORIDA	Completed	05Z	04/07/00	\$44,200.00	\$44,200.00	11/14/2000
CD99YMCA	972	1999-10	YMCA RAINBOW VILLAGE AFTER SCHOOL CARE	Completed	05Z	11/10/00	\$80,800.48	\$80,800.48	08/07/2001
	1175	1999-10	N/A	Canceled	03E	07/31/01	\$0.00	\$0.00	
CD99YMCA2	936	1999-5	YMCA/OMNI DESIGN FOR FIELDS	Completed	03Z	09/25/00	\$169,972.74	\$169,972.74	06/28/2001
CDACQDV	138	1994-2	ACQUISITION OF LAND - DANSVILLE	Completed	01	10/01/93	\$0.00	\$0.00	
	391	1997-5	ACQUISITION - DANSVILLE	Completed	01	10/01/97	\$2,156,648.10	\$2,156,648.10	11/27/2013
CDADM	786	1999-12	CDBG ADMINISTRATION 99/00	Completed	21A	10/01/99	\$805,470.20	\$805,470.20	11/14/2000
CDCFP	261	1996-45	FEASIBILITIES/MISC	Completed	14E		\$0.00	\$0.00	
	415	1997-11	FEASIBILITIES/MISC 97/98	Completed	14E	10/01/97	\$7,837.50	\$7,837.50	09/01/1998
	588	1998-11	FEASIBILITIES/MISC 98/99	Completed	14E	10/01/98	\$10,013.75	\$10,013.75	07/23/1999
CDCONTG	217	1996-42	CDBG CONTINGENCY	Canceled	22		\$0.00	\$0.00	
CDDEMO	250	1995-27	FY95-96 DEMOLITIONS	Completed	04		\$0.00	\$0.00	
CDFEE	265	1996-14	CONTRACT SVCS.-MISC SUN TRUST FEE	Completed	14A	10/01/96	\$12,653.85	\$12,653.85	10/22/1997
	412	1996-14	CONTRACT SVCS.-MISC SUNTRUST FEE FY97/98	Completed	21A	10/01/97	\$19,900.56	\$19,900.56	11/21/1998
	500	1998-11	CONTRACT SVCS. - MISC.FEES FY98/99	Completed	21A	10/01/98	\$15,851.27	\$15,851.27	11/16/1999
	789	1999-1	CONTRACT SVCS / MISC FEES 99/00	Completed	21A	10/01/99	\$14,464.51	\$14,464.51	11/14/2000
	1046	2000-45	CDBG - PORTFOLIO ADMIN AND MISC FEES	Completed	21A	01/17/01	\$19,805.75	\$19,805.75	11/02/2001

U.S. DEPARTMENT OF HOUSING AND URBAN
DEVELOPMENT
OFFICE OF COMMUNITY PLANNING AND DEVELOPMENT
PR08 - Grantee Summary Activity Report

DATE: 12/10/2018
TIME: 4:29:03 PM
PAGE: 64/74

IDIS

Grantee Activity Number	IDIS Activity - ID	Pgm Yr Project	Activity Name	Act Stat	Matrix Code	Initial Funding Date	Funded Amount	Drawn Amount	Date of Last Draw
CDFEE	1217	2001-69	CDBG-CONTRACT SVC-MISC PORTFOLIO SVC FEE	Completed	21A	12/20/01	\$10,163.62	\$10,163.62	10/22/2002
	1444	2002-18	CDBG-CONTRACT SVC-MISC PORTFOLIO SVC FEE	Completed	21A	01/13/03	\$12,144.70	\$12,144.70	12/16/2003
CDPMGT	413	1996-14	PORTFOLIO MANAGEMENT	Completed	21A	10/01/97	\$76,447.46	\$76,447.46	09/01/1998
	502	1998-11	PORTFOLIO MANAGEMENT	Completed	21A	10/01/98	\$388.00	\$388.00	03/17/1999
	1196	1998-11	PORTFOLIO MANAGEMENT	Completed	21A	08/31/01	\$2,857.50	\$2,857.50	11/02/2001
	1071	2000-54	PORTFOLIO MANAGEMENT	Completed	21A	01/24/01	\$450.68	\$450.68	01/25/2001
	1218	2001-58	CDBG - REHAB DELIVERY/PORTFOLIO MGMT	Completed	21A	12/26/01	\$6,825.15	\$6,825.15	10/03/2002
	1443	2002-18	CDBG - REHAB DELIVERY/PORTFOLIO MGMT	Completed	21A	01/13/03	\$8,303.26	\$8,303.26	07/03/2003
CDSFR	297	1996-14	PORTFOLIO MANAGEMENT	Completed	14A	10/01/96	\$0.00	\$0.00	
CFP014	256	1996-45	5600 BLOCK - PINELLAS PARK	Canceled	14E		\$0.00	\$0.00	
CFP015	257	1996-45	APACHE FURNITURE - BOGACKI - PIN. PARK	Canceled	14E		\$0.00	\$0.00	
CFP016	258	1996-45	ELLIS - PINELLAS PARK	Completed	14E	06/13/96	\$6,000.00	\$6,000.00	07/26/1997
CFP017	259	1996-45	L. CLARK - PINELLAS PARK	Completed	14E		\$0.00	\$0.00	
CFP018	260	1996-45	TOUCHTON - PINELLAS PARK	Canceled	14E		\$0.00	\$0.00	
CFP020	262	1996-45	DINO'S GRILL - ANTONIOU - PINELLAS PARK	Completed	14E	06/13/97	\$4,000.00	\$4,000.00	08/30/1997
CFP021	263	1996-45	BENDER'S LAWN SALES - PINELLAS PARK	Completed	14E	06/13/96	\$2,000.00	\$2,000.00	08/28/1997
CFP022	264	1996-45	BUSY BEE CAR WASH - BOGGS - PINELLAS PK	Completed	14E	06/13/96	\$2,377.50	\$2,377.50	09/20/1997
CFP12-13	255	1996-45	WEISS - 2 BLDGS SAFETY HARBOR	Completed	14E		\$0.00	\$0.00	
DEM001	251	1995-27	DUNEDIN BANK BUILDING DEMO	Completed	04		\$0.00	\$0.00	
DEM002	252	1995-27	DEMO - DORA BLANCHARD	Completed	04		\$0.00	\$0.00	
DEM004	332	1995-27	DEMOLITION OF RESIDENTIAL STRUCTURE	Completed	04	07/07/97	\$1,806.35	\$1,806.35	07/26/1997
DEMO14	374	1995-27	TARPON SPRINGS CAP NEIGHBORHOOD	Completed	04	09/22/97	\$19,852.50	\$19,852.50	10/22/1997
ES00CHIP	1024	2000-51	CHIP OPERATIONS	Completed		01/16/01	\$19,948.00	\$19,948.00	11/02/2001
ES00FR	1195	2000-51	FAMILY RESOURCES -	Completed		08/31/01	\$16,744.00	\$16,744.00	11/02/2001
ES00HEP	1115	2000-51	HEP UTILITIES	Completed		04/28/01	\$20,406.98	\$20,406.98	05/01/2001
ES00MS	1025	2000-51	MUSTARD SEED CRIMINAL JUSTICE OUTREACH	Completed		01/16/01	\$13,400.00	\$13,400.00	02/08/2002
ES00QI	1135	2000-51	QUEST INN OPERATIONS	Completed		05/25/01	\$15,000.00	\$15,000.00	11/02/2001
ES00RCS	1057	2000-51	RCS - GRACE HOUSE OPERATIONS	Completed		01/17/01	\$19,500.00	\$19,500.00	07/24/2001
ES01FR	1238	2001-79	FAMILY RESOURCES, INC	Completed		12/27/01	\$19,820.00	\$19,820.00	10/22/2002
ES01KH	1253	2001-67	KIMBERLY HOME, INC	Completed		01/09/02	\$6,000.00	\$6,000.00	10/12/2002
ES01MSCJ	1251	2001-78	MUSTARD SEED CRIMINAL JUSTICE OUTREACH	Completed		01/09/02	\$19,200.00	\$19,200.00	10/22/2002
ES01RCSGH	1254	2001-76	RELIGIOUS COMMUNITY SERVICES, INC.	Completed		01/09/02	\$32,380.00	\$32,380.00	10/22/2002
ES01SC	1252	2001-75	SUNCOAST CENTER FOR COMM MENTAL HEALTH	Completed		01/09/02	\$19,200.00	\$19,200.00	10/22/2002
ES02HEP	1481	2002-15	HOMELESS EMERGENCY PROJECT	Completed		01/28/03	\$50,000.00	\$50,000.00	07/01/2003
ES02MSCJ	1482	2002-14	MUSTARD SEED FOUND - CRIMINAL JUSTICE	Completed		01/28/03	\$19,050.00	\$19,050.00	12/16/2003
ES02MSF	1484	2002-14	MUSTARD SEED FOUNDATION - INN	Canceled		01/28/03	\$0.00	\$0.00	

U.S. DEPARTMENT OF HOUSING AND URBAN
DEVELOPMENT
OFFICE OF COMMUNITY PLANNING AND DEVELOPMENT
PR08 - Grantee Summary Activity Report

DATE: 12/10/2018
TIME: 4:29:03 PM
PAGE: 65/74

IDIS

Grantee Activity Number	IDIS Activity - ID	Pgm Yr Project	Activity Name	Act Stat	Matrix Code	Initial Funding Date	Funded Amount	Drawn Amount	Date of Last Draw
ES02MSF	1698	2002-14	ESG MSF 2510 CENTRAL AVE	Completed		03/16/04	\$18,385.54	\$18,385.54	03/19/2004
ES02RCS	1485	2002-16	RCS - THE HAVEN	Completed		01/28/03	\$39,164.46	\$39,164.46	12/16/2003
ES02SC	1483	2002-17	SUNCOAST CENTER MOBILE VAN COUNSELOR	Completed		01/28/03	\$19,050.00	\$19,050.00	12/16/2003
ES03CHIP1	1798	2003-40	CHIP SALARY AND OPERATIONS	Completed		10/14/04	\$7,000.00	\$7,000.00	11/09/2004
ES03CHIP2	1799	2003-40	CHIP SALARY AND OPERATIONS	Completed		10/14/04	\$3,000.00	\$3,000.00	10/16/2004
ES03FAM1	1712	2003-35	FAM. RESOURCES RUNAWAY SHELTER OPERATION	Completed		04/21/04	\$15,000.00	\$15,000.00	07/21/2004
ES03HEP	1710	2003-34	HOMELESS EMERGENCY PROJECT OPERATIONS	Completed		04/21/04	\$28,500.00	\$28,500.00	07/21/2004
ES03MHS1	1704	2003-37	MOBILE MEDICAL TEAM	Completed		03/25/04	\$6,433.49	\$6,433.49	11/09/2004
ES03RCS	1706	2003-38	RELIGIOUS COMMUNITY SERVICES - THE HAVEN	Completed		03/26/04	\$30,900.00	\$30,900.00	11/09/2004
ES03WCG	1705	2003-39	CRIMINAL JUSTICE OUTREACH WORKER	Completed		03/26/04	\$18,800.00	\$18,800.00	10/16/2004
ES04ADMIN	1816	2004-36	ESG PROGRAM ADMINISTRATION	Completed		01/14/05	\$6,983.00	\$6,983.00	04/09/2005
ES04CHIP	1838	2004-30	CHIP OPERATING FUNDS	Completed		02/04/05	\$25,000.00	\$25,000.00	10/21/2005
ES04FAMRES	1862	2004-32	FAMILY RESOURCES YOUTH CRISIS CENTER OPS	Completed		04/08/05	\$25,000.00	\$25,000.00	10/21/2005
ES04HAVEN	1837	2004-29	RCS - THE HAVEN OPERATIONS	Completed		02/04/05	\$30,678.51	\$30,678.51	10/21/2005
ES04HEP	1839	2004-33	HOMELESS EMERGENCY PROJECT OPERATIONS	Completed		02/08/05	\$37,254.00	\$37,254.00	05/18/2005
ES04SCCMH	1853	2004-31	SCCMH SERVICES	Completed		04/07/05	\$14,524.00	\$14,524.00	10/21/2005
ES05ADMIN	1922	2005-33	ESG ADMINISTRATION	Completed		01/12/06	\$6,768.99	\$6,768.99	11/28/2006
ES05CHIP	1976	2005-22	CHIP OPERATING	Completed		07/12/06	\$25,000.00	\$25,000.00	11/28/2006
ES05HEP	1977	2005-21	HOMELESS EMERGENCY PROJECT OPERATIONS	Completed		07/12/06	\$33,572.00	\$33,572.00	07/13/2006
ES05HEPREB	1934	2005-17	HOMELESS EMERGENCY PROJECT REHAB	Completed		03/22/06	\$75,000.00	\$75,000.00	09/23/2006
ES06ADMIN	2002	2006-6	PINELLAS COUNTY ESG ADMINISTRATION	Completed		12/04/06	\$6,717.75	\$6,717.75	09/18/2007
ES06HEP	2042	2006-17	HOMELESS EMERGENCY PROJECT OPERATIONS	Completed		06/07/07	\$31,468.98	\$31,468.98	11/30/2007
ES06RCSES	2044	2006-18	RCS GRACE HOUSE/HAVEN ESSENTIAL SVCS	Completed		06/07/07	\$26,805.93	\$26,805.93	03/18/2008
ES06RCSES02	2083	2006-18	RCS GRACE HOUSE/HAVEN ESSENTIAL SVCS	Completed		05/21/08	\$13,194.06	\$13,194.06	11/19/2008
ES06RCSMO	2043	2006-18	RCS - GRACE HOUSE/HAVEN MAINT & OPS	Completed		06/07/07	\$55,195.37	\$55,195.37	03/18/2008
ES07ADMIN	2070	2007-1	ESG ADMINISTRATION	Completed		01/04/08	\$6,748.90	\$6,748.90	05/24/2008
ES07WCTP	2077	2007-16	WESTCARE GULFCOAST TURNING POINT SHELTER	Completed		03/03/08	\$128,229.00	\$128,229.00	11/19/2008
ES08ADMIN	2114	2008-27	ESG ADMINISTRATION	Completed		01/12/09	\$6,686.00	\$6,686.00	07/09/2009
ES08WCTP	2120	2008-18	WESTCARE GULFCOAST TURNING POINT SHELTER	Completed		02/09/09	\$127,039.00	\$127,039.00	12/15/2009
ES09CHIP	2217	2009-18	Clearwater Homeless Intervention Program	Completed		01/27/10	\$54,999.99	\$54,999.99	11/18/2010
ES09RCSGH	2216	2009-17	RCS Grace House Operations	Completed		01/27/10	\$34,478.00	\$34,478.00	11/18/2010
ES09WCTP	2218	2009-19	WestCare Gulf Coast Turning Point Shelter	Completed		01/27/10	\$36,550.00	\$36,550.00	09/30/2010
ES10HEP	2315	2010-15	HEP Utilities	Completed		03/18/11	\$94,397.03	\$94,397.03	12/16/2011
ES10RCSGH	2314	2010-13	RCS Grace House Salaries	Completed		03/18/11	\$31,604.80	\$31,604.80	12/16/2011
ES11ADMIN	2342	2011-1	ESG11 Administration	Completed		09/26/12	\$15,295.58	\$15,295.58	10/26/2012
ES12ADMIN	2403	2012-5	ESG12 Administration	Completed		01/24/13	\$17,382.60	\$17,382.60	11/27/2013

U.S. DEPARTMENT OF HOUSING AND URBAN
DEVELOPMENT
OFFICE OF COMMUNITY PLANNING AND DEVELOPMENT
PR08 - Grantee Summary Activity Report

DATE: 12/10/2018
TIME: 4:29:03 PM
PAGE: 66/74

IDIS

Grantee Activity Number	IDIS Activity - ID	Pgm Yr Project	Activity Name	Act Stat	Matrix Code	Initial Funding Date	Funded Amount	Drawn Amount	Date of Last Draw
ES12PRVE	2339	2011-1	ESG11 Homeless Prevention	Completed		03/01/12	\$96,678.21	\$96,678.21	03/14/2014
ES12REHS	2428	2011-1	ESG11 Homeless Assistance/Rapid Rehousing	Completed		03/21/13	\$84,562.04	\$84,562.04	03/14/2014
ES13ADMIN	2471	2013-5	ESG13 Administration	Completed		09/24/14	\$13,074.10	\$13,074.10	04/22/2015
ES13HMIS	2468	2013-5	ES13 HMIS	Completed		09/24/14	\$6,463.26	\$6,463.26	12/18/2015
ES13PREV	2470	2013-5	ES13 Homelessness Prevention	Completed		09/24/14	\$65,748.57	\$65,748.57	12/22/2015
ES13REHS	2469	2013-5	ES13 Rapid Re-Housing	Completed		09/24/14	\$89,051.07	\$89,051.07	12/22/2015
ES17PREV	2597	2017-5	ES17 Homelessness Prevention	Open		01/10/18	\$118,154.80	\$68,403.67	11/27/2018
ES95CASA	225	1995-17	CASA - SHELTER REHAB	Completed			\$0.00	\$0.00	
ES95GLS	222	1995-11	GULFCOAST LEGAL SERV.- HOMELESS OUTREACH	Completed			\$0.00	\$0.00	
ES95HEP	224	1995-16	HOMELESS EMERGENCY PROJECT - UTILITIES	Completed			\$0.00	\$0.00	
ES95RCS	227	1995-19	RCS - FOOD PANTRY COOLER AND OPS	Completed			\$0.00	\$0.00	
ES95SA	180	1995-14	HOMELESS INTERVENTION PROGRAM	Completed		10/01/95	\$1,901.07	\$1,901.07	06/13/1997
ES95UM	223	1995-15	UMCM - BUS TOKENS	Completed			\$0.00	\$0.00	
ES95YWCA	226	1995-18	YWCA - LAZZARA SHELTER OPERATIONS	Completed			\$0.00	\$0.00	
ES96CASA	207	1996-31	CASA OPERATING COSTS	Completed		10/01/96	\$8,886.65	\$8,886.65	11/21/1997
ES96HEP	209	1996-33	HEP OPERATIONS	Completed		10/01/96	\$20,615.00	\$20,615.00	07/26/1997
ES96RCS	213	1996-38	RCS OPERATIONS FOR EMERGENCY HOUSING	Completed		10/01/96	\$6,744.87	\$6,744.87	10/22/1997
ES96SA1	214	1996-39	SALVATION ARMY HOMELESS INTERVENTION	Completed		10/01/96	\$15,898.86	\$15,898.86	11/21/1997
ES96SA2	215	1996-39	HOMELESS INT.PROGRAM SALARY	Completed		10/01/96	\$13,148.77	\$13,148.77	08/30/1997
ES96YWCA	248	1996-41	YWCA VIRGINIA LAZZARA SHELTER	Completed		10/01/96	\$17,425.00	\$17,425.00	11/21/1997
ES97HEP	423	1997-2	HOMELESS EMERGENCY PROJECT OPERATIONS	Completed		10/01/97	\$6,064.00	\$6,064.00	03/17/1998
ES97QI	424	1997-2	QUEST INN OPERATIONS	Completed		10/01/97	\$11,500.00	\$11,500.00	09/30/1998
ES97SAOP	425	1997-2	SALVATION ARMY OPERATIONS	Completed		10/01/97	\$26,879.22	\$26,879.22	11/21/1998
ES97SASV	426	1997-2	SALVATION ARMY SERVICES (HIP STAFF)	Completed		10/01/97	\$26,220.78	\$26,220.78	11/21/1998
ES97YWOP	427	1997-2	YWCA OF TAMPA BAY OPERATIONS	Completed		10/01/97	\$12,100.00	\$12,100.00	09/30/1998
ES97YWSV	428	1997-2	YWCA OF TAMPA BAY SERVICES (STAFFING)	Completed		10/01/97	\$9,386.00	\$9,386.00	09/01/1998
ES98ASAP1	584	1998-9	ADV SHELTER ACT POLICY - OPERATIONS	Completed		10/01/98	\$2,200.00	\$2,200.00	06/03/1999
ES98ASAP2	527	1998-9	ADVOCATES FOR SHELTER ACTION POLICY	Completed		10/01/98	\$16,370.00	\$16,370.00	09/17/1999
ES98HEP	600	1998-9	HOMELESS EMERGENCY PROJ - OPERATIONS	Completed		10/01/98	\$27,533.00	\$27,533.00	11/13/1999
ES98QI	582	1998-9	QUEST INN - OPERATIONS	Completed		10/01/98	\$17,034.00	\$17,034.00	11/13/1999
ES98RCS	583	1998-9	RELIG COMM SERV - GRACE HOUSE	Completed		10/01/98	\$23,033.00	\$23,033.00	11/13/1999
ES98YWCA1	705	1998-9	YWCA FAMILY VILLAGE - OPERATING	Completed		10/01/98	\$16,000.00	\$16,000.00	11/13/1999
ES98YWCA2	645	1998-9	YWCA FAMILY VILLAGE - SERVICES	Completed		10/01/98	\$23,230.00	\$23,230.00	09/17/1999
ES99CHIP1	767	1999-9	CLW HOMELESS INTERV PROJ - OPERATING	Completed		10/01/99	\$17,822.74	\$17,822.74	11/14/2000
ES99CHIP2	768	1999-9	CLW HOMELESS INTERV PROJ - SERVICES	Completed		10/01/99	\$17,105.00	\$17,105.00	09/27/2000
ES99HEP	814	1999-9	HOMELESS EMERG PROJ - OPERATIONS	Completed		04/07/00	\$25,000.00	\$25,000.00	09/27/2000

U.S. DEPARTMENT OF HOUSING AND URBAN
DEVELOPMENT
OFFICE OF COMMUNITY PLANNING AND DEVELOPMENT
PR08 - Grantee Summary Activity Report

DATE: 12/10/2018
TIME: 4:29:03 PM
PAGE: 67/74

IDIS

Grantee Activity Number	IDIS Activity - ID	Pgm Yr Project	Activity Name	Act Stat	Matrix Code	Initial Funding Date	Funded Amount	Drawn Amount	Date of Last Draw
ES99QI	882	1999-9	QUEST INN - OPERATING COST	Completed		07/07/00	\$15,000.00	\$15,000.00	11/14/2000
ES99RCS	1026	1999-8	RCS - THE HAVEN	Completed		01/16/01	\$13,573.00	\$13,573.00	01/19/2001
ES99YWCA	816	1999-9	YWCA FAMILY VILLAGE - SERVICES	Completed		04/07/00	\$18,609.00	\$18,609.00	11/14/2000
ES99YWCA1	815	1999-9	YWCA FAMILY VILLAGE - OPERATIONS	Completed		04/07/00	\$5,983.28	\$5,983.28	11/14/2000
ESADM	787	1999-12	ESG ADMINISTRATION 99/00	Completed	21A	10/01/99	\$6,000.00	\$6,000.00	07/29/2000
ESG03ADMIN	1717	2003-41	ESG ADMINISTRATION	Completed		05/17/04	\$6,300.00	\$6,300.00	07/21/2004
ESG12HMIS	2429	2011-1	ESG11 Data Collection HMIS	Completed		03/21/13	\$7,377.00	\$7,377.00	11/27/2013
ESOOPC	1056	2000-51	PINELLAS CARES - VOICE MAIL SALARY	Completed		01/17/01	\$11,808.00	\$11,808.00	05/14/2002
FC-01	1773	2002-3	FC-01	Completed		09/27/04	\$68,734.47	\$68,734.47	06/28/2005
GRA PAINT 05/06	1927	2005-3	GRA PAINT PROGRAM	Completed	14A	01/13/06	\$4,644.81	\$4,644.81	08/25/2006
H03ADM	1643	2003-42	ADMINISTRATION	Completed		02/25/04	\$290,456.06	\$290,456.06	10/01/2005
H08ADMIN	2130	2008-27	HOME PLANNING/ADMINISTRATION	Completed		05/27/09	\$204,855.57	\$204,855.57	06/22/2010
HM00LADM	1208	2000-45	HOME - LARGO AMMINISTRATION - 00/01	Completed		11/01/01	\$6,800.76	\$6,800.76	11/02/2001
HM01ABIL	1222	2001-71	HM01ABIL - JORDA - #2966	Completed		12/20/01	\$12,925.00	\$12,925.00	12/21/2001
	1290	2001-71	HM01ABIL - MILLAN - #5729	Completed		02/18/02	\$34,950.00	\$34,950.00	03/01/2002
	1300	2001-71	HM01ABIL - ROSENTHAL - #5744	Completed		03/12/02	\$40,000.00	\$40,000.00	03/26/2002
	1312	2001-71	HM01ABIL - TAGGART - #5763	Completed		04/02/02	\$42,500.00	\$42,500.00	04/11/2002
HM01ABIL02	1379	2001-71	HM01ABIL02 - URBAN - #5825	Completed		07/05/02	\$24,747.05	\$24,747.05	07/17/2002
	1400	2001-71	HFI - WOLFF - #5852	Completed		07/31/02	\$26,034.05	\$26,034.05	08/24/2002
	1437	2001-71	HFI - SORENSON - #5918	Completed		10/14/02	\$28,259.30	\$28,259.30	10/22/2002
	1465	2001-71	HFI - WALTERS - #5941	Completed		01/16/03	\$28,769.80	\$28,769.80	01/17/2003
	1562	2001-71	HFI - PEACOCK - #6058	Completed		06/02/03	\$27,236.91	\$27,236.91	07/03/2003
	1572	2001-71	HFI - TALBERT - #6128	Completed		06/27/03	\$33,333.15	\$33,333.15	12/16/2003
	1623	2002-2	SINGLE FAMILY REHAB	Completed		12/06/03	\$21,817.90	\$21,817.90	12/16/2003
HM01ADML	1244	2001-69	HOME - LARGO ADMINISTRATION - 01/02	Completed		01/07/02	\$2,640.21	\$2,640.21	10/22/2002
HM01BOLEY	1280	2001-72	HM01BOLEY- ADAMS - #5704	Completed		02/11/02	\$40,000.00	\$40,000.00	04/11/2002
HM01DAL	1245	2001-59	TBCDC - PATZELT - #5699	Completed		01/08/02	\$7,800.00	\$7,800.00	02/15/2002
	1246	2001-59	TBCDC - COCKLIN - #5701	Completed		01/08/02	\$5,800.00	\$5,800.00	02/15/2002
	1247	2001-59	TBCDC - CARDONA - #5702	Completed		01/08/02	\$7,800.00	\$7,800.00	02/15/2002
	1277	2001-59	TBCDC - RAMOS - #5710	Completed		02/11/02	\$7,800.00	\$7,800.00	02/15/2002
	1278	2001-59	TBCDC - CONNORS - #5711	Completed		02/11/02	\$5,500.00	\$5,500.00	02/15/2002
	1279	2001-59	TBCDC - BROOKS - #5712	Completed		02/11/02	\$7,800.00	\$7,800.00	02/15/2002
	1281	2001-59	TBCDC - LUZZI - #5715	Completed		02/11/02	\$7,800.00	\$7,800.00	02/15/2002
	1282	2001-59	TBCDC - GIBERSON - #5724	Completed		02/11/02	\$6,380.00	\$6,380.00	02/15/2002
	1294	2001-59	TBCDC - ZUECH - #5731	Completed		02/22/02	\$7,800.00	\$7,800.00	03/01/2002
	1295	2001-59	TBCDC - FAWLEY - #5732	Completed		02/22/02	\$7,800.00	\$7,800.00	03/01/2002

U.S. DEPARTMENT OF HOUSING AND URBAN
DEVELOPMENT
OFFICE OF COMMUNITY PLANNING AND DEVELOPMENT
PR08 - Grantee Summary Activity Report

DATE: 12/10/2018
TIME: 4:29:03 PM
PAGE: 68/74

IDIS

Grantee Activity Number	IDIS Activity - ID	Pgm Yr Project	Activity Name	Act Stat	Matrix Code	Initial Funding Date	Funded Amount	Drawn Amount	Date of Last Draw
HM01DAL	1296	2001-59	TBCDC - DAILY - #5733	Completed		02/22/02	\$6,950.00	\$6,950.00	03/01/2002
	1297	2001-59	TBCDC - RASHTI - #5735	Completed		02/22/02	\$7,800.00	\$7,800.00	03/01/2002
	1298	2001-59	TBCDC - CAMERY - #5734	Completed		02/22/02	\$7,800.00	\$7,800.00	03/01/2002
	1301	2001-59	TBCDC - ROGERS - #5746	Completed		03/12/02	\$7,800.00	\$7,800.00	03/26/2002
	1302	2001-59	TBCDC -KANDOV - #5745	Completed		03/12/02	\$7,800.00	\$7,800.00	03/26/2002
	1303	2001-59	TBCDC - BRANNON - #5749	Completed		03/25/02	\$7,800.00	\$7,800.00	03/26/2002
	1304	2001-59	TBCDC - RAMOS - #5751	Completed		03/25/02	\$7,550.00	\$7,550.00	03/26/2002
	1305	2001-59	TBCDC - HERNANDEZ - #5752	Completed		03/25/02	\$7,000.00	\$7,000.00	03/26/2002
	1306	2001-59	TBCDC - CROWE - #5748	Completed		03/25/02	\$7,800.00	\$7,800.00	03/26/2002
	1317	2001-59	TBCDC - SIURU - #5780	Completed		04/08/02	\$6,350.00	\$6,350.00	04/11/2002
	1318	2001-59	TBCDC - TROTT - #5782	Completed		04/08/02	\$7,800.00	\$7,800.00	04/11/2002
	1354	2001-59	TBCDC - GRICE - #5796	Completed		05/29/02	\$7,800.00	\$7,800.00	06/04/2002
	1355	2001-59	TBCDC - BENJAMIN - #5797	Completed		05/29/02	\$7,800.00	\$7,800.00	06/04/2002
	1356	2001-59	TBCDC - BELANGER - #5798	Completed		05/29/02	\$7,800.00	\$7,800.00	06/04/2002
	1357	2001-59	TBCDC - MARKORIC - #5799	Completed		05/29/02	\$6,900.00	\$6,900.00	06/04/2002
	1358	2001-59	TBCDC - HARPER - #5800	Completed		05/29/02	\$7,800.00	\$7,800.00	06/04/2002
	1359	2001-59	TBCDC - MOSCO - #5801	Completed		05/30/02	\$5,525.00	\$5,525.00	06/04/2002
	1360	2001-59	TBCDC - SHERMAN - #5802	Completed		05/30/02	\$7,800.00	\$7,800.00	06/04/2002
	1361	2001-59	TBCDC - SUSSMAN - #5803	Completed		05/30/02	\$4,450.00	\$4,450.00	06/04/2002
	1362	2001-59	TBCDC - KLEMME - #5804	Completed		05/30/02	\$5,400.00	\$5,400.00	06/04/2002
	1363	2001-59	TBCDC - PROCTOR - #5805	Completed		05/30/02	\$3,500.00	\$3,500.00	06/04/2002
	1364	2001-59	TBCDC - MYERS - #5806	Completed		05/30/02	\$7,800.00	\$7,800.00	06/04/2002
	1365	2001-59	TBCDC - RISEN - #5812	Completed		05/30/02	\$7,000.00	\$7,000.00	06/04/2002
	1366	2001-59	TBCDC - HALILOVIC - #5813	Completed		05/30/02	\$7,800.00	\$7,800.00	06/04/2002
	1367	2001-59	TBCDC - WARREN - #5818	Completed		06/06/02	\$7,800.00	\$7,800.00	06/15/2002
	1368	2001-59	TBCDC - IKAZATO - #5819	Completed		06/06/02	\$7,800.00	\$7,800.00	06/15/2002
	1373	2001-59	TBCDC - MATHIS - #5827	Completed		07/03/02	\$7,800.00	\$7,800.00	07/17/2002
	1374	2001-59	TBCDC - MORALES-OJEDA - #5828	Completed		07/03/02	\$7,800.00	\$7,800.00	07/17/2002
	1375	2001-59	TBCDC - LAWRENCE - #5829	Completed		07/03/02	\$6,350.00	\$6,350.00	07/17/2002
	1376	2001-59	TBCDC - DIENNO - #5832	Completed		07/03/02	\$7,800.00	\$7,800.00	07/17/2002
	1377	2001-59	TBCDC - GOMEZ - #5833	Completed		07/03/02	\$7,800.00	\$7,800.00	07/17/2002
	1378	2001-59	TBCDC - HERNANDEZ - #5824	Completed		07/03/02	\$7,650.00	\$7,650.00	07/17/2002
	1385	2001-59	TBCDC - HOWK - #5830	Completed		07/09/02	\$7,800.00	\$7,800.00	07/26/2002
	1386	2001-59	TBCDC - JONES - #5831	Completed		07/09/02	\$7,800.00	\$7,800.00	07/26/2002
	1387	2001-59	TBCDC - WILLIAMS - #5837	Completed		07/10/02	\$7,200.00	\$7,200.00	07/26/2002
	1388	2001-59	TBCDC - SMITH - #5838	Completed		07/10/02	\$7,800.00	\$7,800.00	07/26/2002

U.S. DEPARTMENT OF HOUSING AND URBAN
DEVELOPMENT
OFFICE OF COMMUNITY PLANNING AND DEVELOPMENT
PR08 - Grantee Summary Activity Report

DATE: 12/10/2018
TIME: 4:29:03 PM
PAGE: 69/74

IDIS

Grantee	Activity Number	IDIS Activity - ID	Pgm Yr Project	Activity Name	Act Stat	Matrix Code	Initial Funding Date	Funded Amount	Drawn Amount	Date of Last Draw
HM01DAL	1389		2001-59	TBCDC - RODRIGUEZ - #5842	Completed		07/10/02	\$7,800.00	\$7,800.00	07/26/2002
	1390		2001-59	TBCDC - DERUVO - #5840	Completed		07/10/02	\$7,800.00	\$7,800.00	07/26/2002
	1391		2001-59	TBCDC - SYERS - #5841	Completed		07/11/02	\$6,900.00	\$6,900.00	07/26/2002
HM01LHBA	1236		2001-74	LARGO - PFEIFFER - #5686	Completed		12/26/01	\$7,800.00	\$7,800.00	12/28/2001
	1283		2001-74	LARGO - HOLLEY - #5721	Completed		02/11/02	\$10,490.00	\$10,490.00	02/15/2002
	1284		2001-74	LARGO - ANDERSON - #5722	Completed		02/11/02	\$10,525.00	\$10,525.00	02/15/2002
	1285		2001-74	LARGO - CORONA-FLORES - #5723	Completed		02/11/02	\$10,000.00	\$10,000.00	02/15/2002
	1340		2001-74	LARGO - INFINGER - #5774	Completed		04/15/02	\$10,800.00	\$10,800.00	05/14/2002
	1341		2001-74	LARGO - MCBRIDE - #5775	Completed		04/15/02	\$10,800.00	\$10,800.00	05/14/2002
	1392		2001-74	LARGO - QUINN - #5843	Completed		07/19/02	\$10,800.00	\$10,800.00	07/26/2002
	1393		2001-74	LARGO - MCBRIDE - #5844	Completed		07/19/02	\$10,800.00	\$10,800.00	07/26/2002
	1394		2001-74	LARGO - RYLAND - #5845	Completed		07/19/02	\$7,800.00	\$7,800.00	07/26/2002
	1395		2001-74	LARGO - O'CONNOR - #5846	Completed		07/19/02	\$10,800.00	\$10,800.00	07/26/2002
	1396		2001-74	LARGO - ECKERMAN-ST. TROIX - #5847	Completed		07/19/02	\$7,800.00	\$7,800.00	07/26/2002
	1397		2001-74	LARGO - STAGGS/CABRERA - #5848	Completed		07/19/02	\$10,300.00	\$10,300.00	07/26/2002
	1429		2001-74	LARGO - DENEYCHUK - #5898	Completed		10/08/02	\$14,800.00	\$14,800.00	10/12/2002
	1430		2001-74	LARGO - WATERS - #5899	Completed		10/08/02	\$10,800.00	\$10,800.00	10/12/2002
	1431		2001-74	LARGO - SCHUMAKER - #5900	Completed		10/08/02	\$10,800.00	\$10,800.00	10/12/2002
	HM01LSFR	1432		2001-74	LARGO - CROSS - #5901	Completed		10/08/02	\$8,764.00	\$8,764.00
1433			2001-74	LARGO - RIDEOUT/DEWITT - #5902	Completed		10/08/02	\$10,000.00	\$10,000.00	10/12/2002
1434			2001-74	LARGO - PUSATERI - #5903	Completed		10/08/02	\$7,568.00	\$7,568.00	10/12/2002
1344			2001-73	LARGO - BOLICK - #5720	Completed		04/18/02	\$17,703.30	\$17,703.30	05/14/2002
HM01PSDAL	1406		2001-73	LARGO - MCWHORTER - #5781	Completed		08/19/02	\$60,498.03	\$60,498.03	08/24/2002
	1321		2001-59	HM01PSDAL - KRENTZ - #5767	Completed		04/10/02	\$7,000.00	\$7,000.00	05/14/2002
	1322		2001-59	HM01PSDAL - SALANTINO - #5764	Completed		04/10/02	\$7,000.00	\$7,000.00	05/14/2002
	1323		2001-59	HM01PSDAL - DANIEL - #5766	Completed		04/10/02	\$7,000.00	\$7,000.00	05/14/2002
	1324		2001-59	HM01PSDAL - BUCKHANNON - #5765	Completed		04/10/02	\$7,000.00	\$7,000.00	05/14/2002
	1325		2001-59	HM01PSDAL - BROWN - #5760	Completed		04/10/02	\$7,000.00	\$7,000.00	05/14/2002
	1326		2001-59	HM01PSDAL - THOMAS - #5759	Completed		04/10/02	\$7,000.00	\$7,000.00	05/14/2002
	1327		2001-59	HM01PSDAL - GAYNOR - #5778	Completed		04/10/02	\$7,000.00	\$7,000.00	05/14/2002
	1328		2001-59	HM01PSDAL - LONAKER - #5777	Completed		04/10/02	\$7,000.00	\$7,000.00	05/14/2002
	1329		2001-59	HM01PSDAL - BROOKS - #5776	Completed		04/10/02	\$7,000.00	\$7,000.00	05/14/2002
1330		2001-59	HM01PSDAL - YURISH - #5769	Completed		04/10/02	\$7,000.00	\$7,000.00	05/14/2002	
1331		2001-59	HM01PSDAL - DIFEO - #5772	Completed		04/10/02	\$7,000.00	\$7,000.00	05/14/2002	
1332		2001-59	HM01PSDAL - BOWEN - #5773	Completed		04/10/02	\$7,000.00	\$7,000.00	05/14/2002	
1333		2001-59	HM01PSDAL - SCHNABEL - #5757	Completed		04/10/02	\$7,000.00	\$7,000.00	05/14/2002	

U.S. DEPARTMENT OF HOUSING AND URBAN
DEVELOPMENT
OFFICE OF COMMUNITY PLANNING AND DEVELOPMENT
PR08 - Grantee Summary Activity Report

DATE: 12/10/2018
TIME: 4:29:03 PM
PAGE: 70/74

IDIS

Grantee Activity Number	IDIS Activity - ID	Pgm Yr Project	Activity Name	Act Stat	Matrix Code	Initial Funding Date	Funded Amount	Drawn Amount	Date of Last Draw
HM01PSDAL	1334	2001-59	HM01PSDAL - BRIDGEMAN - #5758	Completed		04/10/02	\$7,000.00	\$7,000.00	05/14/2002
	1335	2001-59	HM01PSDAL - CORNACCHIONE - #5728	Completed		04/11/02	\$7,000.00	\$7,000.00	05/14/2002
	1336	2001-59	HM01PSDAL - WEST - #5783	Completed		04/11/02	\$7,000.00	\$7,000.00	05/14/2002
	1337	2001-59	HM01PSDAL - SHUR - #5770	Completed		04/11/02	\$7,000.00	\$7,000.00	05/14/2002
	1338	2001-59	HM01PSDAL - STEINER - #5771	Completed		04/11/02	\$7,000.00	\$7,000.00	05/14/2002
HM01RHD	1339	2001-70	HM01RHD - CHAF - #5786	Completed		04/15/02	\$83,358.94	\$83,358.94	06/04/2002
	1405	2001-70	HM01RHD - CHAF - #5866	Completed		08/19/02	\$189,315.64	\$189,315.64	08/24/2002
HM02DAL	1462	2002-3	TBCDC - FALCONER - #5937	Completed		01/16/03	\$5,300.00	\$5,300.00	01/17/2003
	1463	2002-3	TBCDC - RODRIGUEZ - #5938	Completed		01/16/03	\$7,800.00	\$7,800.00	01/17/2003
	1464	2002-3	TBCDC - JOHNSON - #5945	Completed		01/16/03	\$7,800.00	\$7,800.00	01/17/2003
	1486	2002-3	TBCDC - BARRIOS - #5950	Completed		02/14/03	\$4,600.00	\$4,600.00	07/03/2003
	1487	2002-3	TBCDC - GOGINSKY - #5951	Completed		02/14/03	\$7,800.00	\$7,800.00	07/03/2003
	1488	2002-3	TBCDC - KROL - #5952	Completed		02/14/03	\$5,590.00	\$5,590.00	07/03/2003
	1489	2002-3	TBCDC - WILSON - #5953	Completed		02/14/03	\$7,250.00	\$7,250.00	07/03/2003
	1490	2002-3	TBCDC - CRUZ - #5954	Completed		02/14/03	\$7,800.00	\$7,800.00	07/03/2003
	1491	2002-3	TBCDC - GUERRERO - #5955	Completed		02/14/03	\$7,800.00	\$7,800.00	07/03/2003
	1492	2002-3	TBCDC - RUSSELL - #5956	Completed		02/14/03	\$7,400.00	\$7,400.00	07/03/2003
	1493	2002-3	TBCDC = RAMCHARITAR - #5957	Completed		02/14/03	\$7,800.00	\$7,800.00	07/03/2003
	1494	2002-3	TBCDC - BROWN - #5970	Completed		02/14/03	\$6,480.00	\$6,480.00	07/03/2003
	1495	2002-3	TBCDC - PITZ/PUPO - #5971	Completed		02/14/03	\$7,800.00	\$7,800.00	07/03/2003
	1496	2002-3	TBCDC - COLON - #5972	Completed		02/14/03	\$7,800.00	\$7,800.00	07/03/2003
	1497	2002-3	TBCDC - BELL - #5978	Completed		02/17/03	\$7,800.00	\$7,800.00	07/03/2003
	1498	2002-3	TBCDC - STEPHENS - #5979	Completed		02/17/03	\$7,800.00	\$7,800.00	07/03/2003
	1499	2002-3	TBCDC - CRUZ - #5980	Completed		02/17/03	\$7,800.00	\$7,800.00	07/03/2003
	1500	2002-3	TBCDC - CHESIS - #5981	Completed		02/17/03	\$7,800.00	\$7,800.00	07/03/2003
	1501	2002-3	TBCDC - TIMMONS - #5982	Completed		02/17/03	\$7,800.00	\$7,800.00	07/03/2003
	1516	2002-3	TBCDC - HUTCHINSON - #5997	Completed		03/22/03	\$7,380.00	\$7,380.00	07/03/2003
	1517	2002-3	TBCDC - TAYLOR - #5998	Completed		03/22/03	\$7,800.00	\$7,800.00	07/03/2003
	1518	2002-3	TBCDC - SPALLER - #6012	Completed		03/22/03	\$7,800.00	\$7,800.00	07/03/2003
	1519	2002-3	TBCDC - ROQUEMORE - #6013	Completed		03/22/03	\$7,800.00	\$7,800.00	07/03/2003
	1520	2002-3	TBCDC - PAPPAS - #6014	Completed		03/22/03	\$6,500.00	\$6,500.00	07/03/2003
	1521	2002-3	TBCDC - RUSSO - #6015	Completed		03/22/03	\$7,800.00	\$7,800.00	07/03/2003
	1522	2002-3	TBCDC - ALONSO - #6016	Completed		03/22/03	\$7,800.00	\$7,800.00	07/03/2003
1536	2002-3	TBCDC - REYNOLDS - #6027	Completed		05/06/03	\$7,800.00	\$7,800.00	07/03/2003	
1537	2002-3	TBCDC - JOHNSON - #6028	Completed		05/06/03	\$6,060.00	\$6,060.00	07/03/2003	
1538	2002-3	TBCDC - STIDHAM - #6036	Completed		05/06/03	\$6,110.00	\$6,110.00	07/03/2003	

U.S. DEPARTMENT OF HOUSING AND URBAN
DEVELOPMENT
OFFICE OF COMMUNITY PLANNING AND DEVELOPMENT
PR08 - Grantee Summary Activity Report

DATE: 12/10/2018
TIME: 4:29:03 PM
PAGE: 71/74

IDIS

Grantee Activity Number	IDIS Activity - ID	Pgm Yr Project	Activity Name	Act Stat	Matrix Code	Initial Funding Date	Funded Amount	Drawn Amount	Date of Last Draw
HM02DAL	1539	2002-3	TBCDC - SLOAN - #6038	Completed		05/06/03	\$4,995.00	\$4,995.00	07/03/2003
	1540	2002-3	TBCDC - NAUE - #6039	Completed		05/06/03	\$7,480.00	\$7,480.00	07/03/2003
	1541	2002-3	TBCDC - BOATEMAH-BONSU - #6040	Completed		05/06/03	\$7,100.00	\$7,100.00	07/03/2003
	1543	2002-3	TBCDC - SLOCUM - #6050	Completed		05/15/03	\$7,800.00	\$7,800.00	07/03/2003
	1544	2002-3	TBCDC - PITZ - #6051	Completed		05/15/03	\$7,800.00	\$7,800.00	07/03/2003
	1545	2002-3	TBCDC - HOUCK - #6052	Completed		05/15/03	\$7,800.00	\$7,800.00	07/03/2003
	1546	2002-3	TBCDC - FERRELL - #6053	Completed		05/15/03	\$7,800.00	\$7,800.00	07/03/2003
	1561	2002-3	TBCDC - OSORIO - #6059	Completed		06/02/03	\$7,800.00	\$7,800.00	07/03/2003
	1575	2002-3	TBCDC - GANN - #6062	Completed		07/14/03	\$7,375.00	\$7,375.00	12/16/2003
	1576	2002-3	TBCDC - ATKINSON - #6054	Completed		07/14/03	\$7,800.00	\$7,800.00	12/16/2003
	1577	2002-3	TBCDC - SEXTON - #6085	Completed		07/14/03	\$7,490.00	\$7,490.00	12/16/2003
	1624	2002-3	TBCDC - WRONA - #6068	Completed		12/06/03	\$6,100.00	\$6,100.00	12/16/2003
	1625	2002-3	DAL - BANVILLE - #5999	Completed		12/08/03	\$6,420.00	\$6,420.00	12/16/2003
	1626	2002-3	DAL - JIRAN - #6117	Completed		12/08/03	\$7,800.00	\$7,800.00	12/16/2003
	1627	2002-3	DAL - CRABTREE - #6111	Completed		12/08/03	\$6,735.00	\$6,735.00	12/16/2003
	1628	2002-3	DAL - HIAS - #6123	Completed		12/08/03	\$7,800.00	\$7,800.00	12/16/2003
	1629	2002-3	DAL - REARDON - #6121	Completed		12/08/03	\$7,800.00	\$7,800.00	12/16/2003
	1631	2002-3	DAL - SANFORD - #6122	Completed		12/08/03	\$7,800.00	\$7,800.00	12/16/2003
	1632	2002-3	DAL - WATSON - #6112	Completed		12/08/03	\$7,800.00	\$7,800.00	12/16/2003
	1636	2002-3	DAL - CUBBAGE - #6129	Completed		12/08/03	\$7,800.00	\$7,800.00	12/16/2003
1637	2002-3	DAL - AMATO - #6136	Completed		12/08/03	\$7,800.00	\$7,800.00	12/16/2003	
1638	2002-3	DAL - CHAMBERLIN - #6133	Completed		12/08/03	\$4,200.00	\$4,200.00	12/16/2003	
1639	2002-3	DAL - MERLINO - #6141	Completed		12/08/03	\$7,800.00	\$7,800.00	12/16/2003	
1640	2002-3	DAL - RUFFNER - #6140	Completed		12/08/03	\$2,380.00	\$2,380.00	12/16/2003	
HM02LDAL	1633	2002-3	DAL - HINKLE - #6118	Completed		12/08/03	\$10,000.00	\$10,000.00	12/16/2003
	1634	2002-3	LDAL - MCCLOUD - #6119	Completed		12/08/03	\$10,800.00	\$10,800.00	12/16/2003
HM02LHBA	1635	2002-2	LHBA - PRECOURT - #6034	Completed		12/08/03	\$31,635.08	\$31,635.08	12/16/2003
	1515	2002-3	LARGO - BIDLOW - #5991	Completed		03/24/03	\$10,000.00	\$10,000.00	07/03/2003
	1523	2002-3	LARGO - NOVOTNY - #5985	Completed		03/22/03	\$9,100.00	\$9,100.00	07/03/2003
	1524	2002-3	LARGO - MCCAFFERY - #5986	Completed		03/22/03	\$7,800.00	\$7,800.00	07/03/2003
	1525	2002-3	LARGO - MCBRIDE - #5987	Completed		03/22/03	\$10,000.00	\$10,000.00	07/03/2003
	1526	2002-3	LARGO - PRICE - #5988	Completed		03/24/03	\$9,537.00	\$9,537.00	07/03/2003
	1527	2002-3	LARGO - CRIBBS - #5989	Completed		03/24/03	\$10,000.00	\$10,000.00	07/03/2003
	1528	2002-3	LARGO - MESSINA - #5990	Completed		03/24/03	\$6,795.00	\$6,795.00	07/03/2003
HM02LSFR	1542	2002-3	LARGO - HAVRON - #5963	Completed		05/06/03	\$27,699.86	\$27,699.86	07/03/2003
	1559	2002-3	LARGO - SPRINGER - #5943	Completed		05/19/03	\$62,503.70	\$62,503.70	07/03/2003

U.S. DEPARTMENT OF HOUSING AND URBAN
DEVELOPMENT
OFFICE OF COMMUNITY PLANNING AND DEVELOPMENT
PR08 - Grantee Summary Activity Report

DATE: 12/10/2018
TIME: 4:29:03 PM
PAGE: 72/74

IDIS

Grantee Activity Number	IDIS Activity - ID	Pgm Yr Project	Activity Name	Act Stat	Matrix Code	Initial Funding Date	Funded Amount	Drawn Amount	Date of Last Draw
HM02LSFR	1560	2002-3	LARGO - SOMKOVIC - #5944	Completed		05/19/03	\$60,355.65	\$60,355.65	07/03/2003
HM02PSDA	1466	2002-3	HM02PSDA - LEWIS - #5939	Completed		01/16/03	\$7,071.00	\$7,071.00	01/17/2003
HM02SFR	1509	2002-2	ILP - KOPACKI - #5995	Completed		03/14/03	\$2,750.00	\$2,750.00	07/03/2003
	1558	2002-2	ILP - SLUSSER - #6021	Completed		05/19/03	\$2,750.00	\$2,750.00	07/03/2003
	1563	2002-2	ILP - JOHNSON - #6055	Completed		06/02/03	\$2,750.00	\$2,750.00	07/03/2003
	1570	2002-2	ILP - TUCKER - #6065	Completed		06/17/03	\$2,750.00	\$2,750.00	07/03/2003
HM03ADM - FC02	1786	2002-3	FC-02	Completed		09/29/04	\$1,959.33	\$1,959.33	01/26/2013
HM04ADMIN	1811	2004-35	HOME ADMINISTRATION	Completed		09/27/05	\$269,000.78	\$269,000.78	10/01/2005
HM05ADMIN	1923	2005-33	HOME ADMINISTRATION	Completed		05/11/07	\$336,318.73	\$336,318.73	05/12/2007
HM06ADMIN	2001	2006-6	PINELLAS CO/LARGO HOME ADMINISTRATION	Completed		12/04/06	\$334,297.98	\$334,297.98	08/27/2008
HM06RELO05	2047	2006-12	GROVE PARK RELO - BRISCOE	Completed		06/22/07	\$65,571.00	\$65,571.00	06/22/2012
HM06RELO1	2006	2006-12	GROVE PARK RELOCATION: WARREN CAIN	Completed		12/19/06	\$48,279.90	\$48,279.90	03/19/2011
HM06RELO2	2007	2006-12	GROVE PARK RELOCATION: OLIVER DECKER	Completed		12/19/06	\$42,540.62	\$42,540.62	09/24/2011
HM06RELO3	2026	2006-12	GROVE PARK RELO - RAMONA MAGLONE	Completed		05/09/07	\$48,023.00	\$48,023.00	03/19/2011
HM06RELO4	2024	2006-12	GROVE PARK RELO - ROBERT HOAGLAND	Completed		05/09/07	\$6,839.09	\$6,839.09	09/26/2007
HM06RELO6	2048	2006-12	GROVE PARK RELO - WITHLOW	Completed		06/22/07	\$48,395.11	\$48,395.11	06/22/2012
HM06RELO7	2049	2006-12	GROVE PARK RELO - WALCK	Completed		09/14/07	\$34,265.10	\$34,265.10	06/22/2012
HM07/H07L ADMIN	2071	2007-1	HOME ADMINISTRATION	Completed		01/04/08	\$228,143.99	\$228,143.99	06/04/2009
HM09ADMIN	2221	2009-24	HOME Administration	Completed		02/12/10	\$244,236.18	\$244,236.18	03/19/2011
HM12ADMIN/H12LADMIN	2405	2012-9	HOME Administration	Completed		02/06/13	\$182,693.90	\$182,693.90	05/22/2014
HM13ADMIN/HL13ADMIN	2462	2013-9	HOME Administration	Completed		05/08/14	\$193,755.74	\$193,755.74	08/07/2015
HM14ADMIN	2478	2014-10	HOME Administration	Completed		02/24/15	\$176,601.85	\$176,601.85	02/26/2016
HM15ADMIN	2528	2015-9	HOME Admin (15/16)	Completed		02/25/16	\$186,838.22	\$186,838.22	12/17/2016
HM16ADMIN	2553	2016-9	HOME Admin 16/17	Completed		12/16/16	\$233,081.83	\$233,081.83	11/29/2017
HM17ADMIN	2602	2017-9	HOME Administration 17/18	Completed		03/07/18	\$191,367.68	\$191,367.68	11/27/2018
HMADM	788	1999-12	HOME ADMINISTRATION 99/00	Completed		10/01/99	\$95,888.43	\$95,888.43	11/14/2000
HMFEF	790	1999-2	CONTRACT SVCS / MISC. FEES 99/00	Completed		10/01/99	\$12,653.19	\$12,653.19	11/14/2000
HMPFEF	298	1996-7	SUNTRUST LOAN SERVICING FEES	Completed	21H	10/01/96	\$4,187.78	\$4,187.78	10/21/1997
	392	1997-1	SUNTRUST LOAN SERVICING FEES	Completed	21H	10/01/97	\$8,810.79	\$8,810.79	11/25/1998
	501	1998-12	CONTRACT SVCS.- MISC.FEES FY98/99	Completed		10/01/98	\$5,795.93	\$5,795.93	11/13/1999
	1047	2000-45	HOME - PORTFOLIO ADMIN AND MISC FEES	Completed		01/17/01	\$5,383.67	\$5,383.67	11/02/2001
HOME ADMIN	16	1994-1	HOME - ADMINISTRATION	Completed		10/01/94	\$131,589.21	\$131,589.21	04/02/1997
N/A	238	1996-43	ERROR -CANC	Canceled	21A		\$0.00	\$0.00	
PM05-01	1990	2005-26	FORECLOSURE ACTIVITY - RALLS #6206	Canceled		09/21/06	\$0.00	\$0.00	
PM08-01	2098	2007-17	PM - BROWN - CASE #5397	Canceled	01	08/22/08	\$0.00	\$0.00	
TBHBA	355	1996-16	TBCDC - DIRECT ASSISTANCE LOANS	Completed	13	10/01/96	\$88,315.00	\$88,315.00	11/21/1997

U.S. DEPARTMENT OF HOUSING AND URBAN
DEVELOPMENT
OFFICE OF COMMUNITY PLANNING AND DEVELOPMENT
PR08 - Grantee Summary Activity Report

DATE: 12/10/2018
TIME: 4:29:03 PM
PAGE: 73/74

IDIS

Grantee Activity Number	IDIS Activity - ID	Pgm Yr Project	Activity Name	Act Stat	Matrix Code	Initial Funding Date	Funded Amount	Drawn Amount	Date of Last Draw
TBHBA	492	1997-9	TBCDC HOME BUYER ASSISTANCE	Completed	13	10/01/97	\$289,778.04	\$289,778.04	09/30/1998
TBHOOP	356	1996-17	TBCDC - HOMEOWNERSHIP OPPORTUNITY	Completed	14G	10/01/96	\$105,778.49	\$105,778.49	11/21/1997
	493	1997-9	TBCDC HOME OWNERSHIP OPPORTUNITIES	Completed	14A	10/01/97	\$35,219.68	\$35,219.68	09/30/1998
	1	1994-1	HOME COMMITTED FUNDS ADJUSTMENT	Open		01/01/01	\$0.00	\$0.00	09/25/2013
	2	1994-2	CDBG COMMITTED FUNDS ADJUSTMENT	Open	20	01/01/01	\$19,249,921.49	\$19,249,921.49	04/02/1997
	335	1995-27	DANSVILLE CLEARING & CLEAN UP	Completed	04	07/28/97	\$8,218.04	\$8,218.04	08/28/1997
	2037	2005-25	RHD - BOLEY SAFE HAVEN - #	Completed		05/11/07	\$2,135,880.00	\$2,135,880.00	05/12/2007
	2196	2009-1	CDBG-R Administration	Completed	21A		\$0.00	\$0.00	
	2194	2009-2	HPRP Program	Completed			\$0.00	\$0.00	
	2195	2009-2	HPRP Administration	Completed			\$0.00	\$0.00	
	2311	2009-20	LSFR - Singson - #7421	Completed		02/07/11	\$33,553.49	\$33,553.49	03/19/2011
	2222	2009-24	ESG Administration	Completed		02/11/10	\$6,633.00	\$6,633.00	09/30/2010
	2249	2009-26	DAL-Cicale-#7270	Completed		02/12/10	\$10,181.98	\$10,181.98	06/22/2010
	2254	2009-26	DAL - Phoenix - #7255	Completed		02/12/10	\$11,461.56	\$11,461.56	06/22/2010
	2293	2009-26	DAL - Collazo - #7357	Completed		08/03/10	\$6,372.85	\$6,372.85	09/29/2010
	2338	2010-16	Housing Preservation Program Delivery	Canceled	14H		\$0.00	\$0.00	
	2355	2010-16	Homeowner Preservation Program	Completed	14A	05/24/12	\$429,492.16	\$429,492.16	12/20/2012
	2358	2010-16	Homeowner Preservation Program Delivery	Completed	14H	06/13/12	\$17,404.42	\$17,404.42	10/26/2012
	2323	2010-2	Central Lealman Drainage Study	Completed	03J	09/06/11	\$151,467.56	\$151,467.56	05/01/2013
	2307	2010-23	CDBG Administration	Completed	21A	02/04/11	\$641,592.36	\$641,592.36	12/16/2011
	2309	2010-23	ESG Administration	Completed		02/04/11	\$6,584.00	\$6,584.00	12/16/2011
	2310	2010-23	HOME Administration	Completed		02/04/11	\$206,525.80	\$206,525.80	06/22/2012
	2340	2011-2	CDBG Administration	Completed	21A	03/13/12	\$543,601.43	\$543,601.43	12/19/2012
	2341	2011-2	HOME Administration	Completed		06/21/12	\$168,832.51	\$168,832.51	02/08/2013
	2357	2011-3	Target Area Improvement Program Delivery	Completed	03Z	05/24/12	\$31,631.14	\$31,631.14	10/26/2012
	2348	2011-4	Public Facilities Program Delivery	Completed	03Z	05/21/12	\$17,991.03	\$17,991.03	10/26/2012
	2351	2011-5	Public Infrastructure Program Delivery	Completed	03Z	05/21/12	\$9,582.31	\$9,582.31	10/26/2012
	2354	2011-6	Public Services Program Delivery	Completed	05Z	05/21/12	\$4,432.33	\$4,432.33	10/26/2012
	2398	2012-1	Target Area Improvement Program Activity Delivery	Completed	03Z	12/13/12	\$19,774.12	\$19,774.12	07/13/2013
	2407	2012-2	PARC Curry Villa Group Home Rehab	Completed	03B	01/28/13	\$57,692.00	\$57,692.00	08/30/2013
	2410	2012-4	Omni Center Operations	Completed	05Z	01/28/13	\$235,000.00	\$235,000.00	09/27/2013
	2411	2012-4	Public Services Activity Delivery	Canceled	05Z	01/28/13	\$0.00	\$0.00	
	2446	2012-5	ES12 Homelessness Prevention	Completed		11/26/13	\$62,065.10	\$62,065.10	09/29/2015
	2448	2012-5	ES12 HMIS	Completed		11/26/13	\$8,734.25	\$8,734.25	12/17/2014
	2432	2012-6	Low Interest Home Improvement Loan Program	Canceled	14A	04/22/13	\$0.00	\$0.00	
	2449	2013-3	Public Infrastructure Program Activity Delivery	Canceled	03Z		\$0.00	\$0.00	

U.S. DEPARTMENT OF HOUSING AND URBAN
DEVELOPMENT
OFFICE OF COMMUNITY PLANNING AND DEVELOPMENT
PR08 - Grantee Summary Activity Report

DATE: 12/10/2018
TIME: 4:29:03 PM
PAGE: 74/74

IDIS

Grantee Activity Number	IDIS Activity - ID	Pgm Yr Project	Activity Name	Act Stat	Matrix Code	Initial Funding Date	Funded Amount	Drawn Amount	Date of Last Draw
	2473	2014-6	ES14 Administration	Completed		01/27/15	\$15,341.00	\$15,341.00	04/22/2016
	2474	2014-6	ES14 Homelessness Prevention	Completed		01/27/15	\$81,559.61	\$81,559.61	10/21/2016
	2475	2014-6	ES14 Rapid Re-Housing	Completed		01/27/15	\$60,648.39	\$60,648.39	10/21/2016
	2476	2014-6	ES14 HMIS	Completed		01/27/15	\$6,000.00	\$6,000.00	10/21/2016
	2524	2015-8	ES15 HMIS	Completed		02/11/16	\$6,500.00	\$6,500.00	05/13/2017
	2525	2015-8	ES15 Rapid Re-Housing	Completed		02/11/16	\$31,926.43	\$31,926.43	05/13/2017
	2526	2015-8	ES15 Homelessness Prevention	Completed		02/11/16	\$101,304.57	\$101,304.57	05/13/2017
	2527	2015-8	ES15 Administration	Completed		02/11/16	\$16,194.00	\$16,194.00	05/13/2017
	2562	2016-5	ES16 Administration	Completed		01/26/17	\$16,255.50	\$16,255.50	09/20/2017
	2563	2016-5	ES16 Homelessness Prevention	Completed		01/26/17	\$171,760.02	\$171,760.02	08/23/2018
	2564	2016-5	ES16 Rapid Re-Housing	Completed		01/26/17	\$22,224.48	\$22,224.48	08/23/2018
	2565	2016-5	ES16 HMIS	Completed		01/26/17	\$6,500.00	\$6,500.00	09/20/2017
	2598	2017-5	ES17 Administration	Open		01/11/18	\$16,714.20	\$16,714.00	11/27/2018
	2599	2017-5	Directions for Living Homeless Services Operations 17/18	Completed		01/10/18	\$80,772.22	\$80,772.22	11/27/2018
	2600	2017-5	ES17 HMIS	Open		01/10/18	\$5,000.00	\$3,332.82	11/27/2018
Total							\$160,203,142.25	\$159,330,294.96	

U.S. Department of Housing and Urban Development
 Office of Community Planning and Development
 Integrated Disbursement and Information System
 Program Income Details by Fiscal Year and Program
 PINELLAS COUNTY,FL

Report for Program:

*Data Only Provided for Time Period Queried:10-01-2017 to 12-10-2018

Program Year	Program	Associated Grant Number	Fund Type	Estimated Income for Year	Transaction	Voucher #	Voucher Created	Voucher Type	IDIS Proj. ID	IDIS Actv. ID	Matrix Code	Receipted/Drawn Amount	
2005	HOME	M05DC120217	PI PI	740,000.00	DRAWS								
						6183683-002	08-21-18	PY	6	2550		41,085.92	
												Receipts	
												PI Draws	41,085.92
												PA Draws	0.00
												Balance	(41,085.92)
2005	HOME	M05DC120217										Total Local Account Receipts	
												Total Local Account Draws	41,085.92
												Total Local Account Balance	(41,085.92)
2013	HOME	M13DC120217	PI PI	600,000.00	DRAWS								
						6183683-003	08-21-18	PY	6	2550		1,628.80	
												Receipts	
												PI Draws	1,628.80
												PA Draws	0.00
												Balance	(1,628.80)

Program Year	Program	Associated Grant Number	Fund Type	Estimated Income for Year	Transaction	Voucher #	Voucher Created	Voucher Type	IDIS Proj. ID	IDIS Actv. ID	Matrix Code	Received/Drawn Amount
2013	HOME	M13DC120217										
Total Local Account Receipts												
Total Local Account Draws												
Total Local Account Balance												
												1,628.80
												(1,628.80)
2016	CDBG	B16UC120005	PI	0.00								
DRAWS												
						6092530-004	11-01-17	PY	9	2555	21A	392.37
						6092530-016	11-01-17	PY	1	2581	03E	1,569.48
PI Receipts												
PI Draws												
PI Balance												
												1,961.85
												(1,961.85)
2016	CDBG											
Total CDBG Receipts*:												
Total CDBG Draws against Receipts*:												
Total CDBG Receipt Fund Balance*:												
												1,961.85
												(1,961.85)
2016	HOME	M16DC120217	PI	0.00								
			PI									
DRAWS												
						6099230-001	11-28-17	PY	6	2550		49,001.10
			PA									
DRAWS												
						6099230-003	11-28-17	PY	9	2553		5,444.57
Receipts												
PI Draws												
PA Draws												
Balance												
												49,001.10
												5,444.57
												(54,445.67)
2016	HOME	M16DC120217										
Total Local Account Receipts												
Total Local Account Draws												
Total Local Account Balance												
												54,445.67
												(54,445.67)

Program Year	Program	Associated Grant Number	Fund Type	Estimated Income for Year	Transaction	Voucher #	Voucher Created	Voucher Type	IDIS Proj. ID	IDIS Actv. ID	Matrix Code	Receipted/Drawn Amount	
2017	CDBG	B17UC120005	PI	0.00									
					RECEIPTS								
						5245215-001	01-26-18		2	138	01	320.00	
						5245216-001	01-26-18		24	182	13	410.26	
						5245217-001	01-26-18		14	413	21A	3,133.74	
						5245222-001	01-26-18		11	621	14A	1,555.64	
						5245223-001	01-26-18		13	640	14A	81.06	
						5245225-001	01-26-18		16	2355	14A	215.72	
						5248613-001	04-26-18		2	138	01	321.00	
						5248614-001	04-26-18		24	182	13	228.80	
						5253286-001	04-26-18		14	413	21A	2,463.67	
						5253287-001	04-26-18		11	621	14A	987.42	
						5253288-001	04-26-18		13	640	14A	81.06	
						5253289-001	04-26-18		16	2355	14A	323.58	
						5255873-001	06-18-18		2	138	01	214.00	
						5255876-001	06-18-18		14	413	21A	3,133.74	
						5255877-001	06-18-18		11	621	14A	968.78	
						5255878-001	06-18-18		13	640	14A	54.04	
						5255879-001	06-18-18		16	2355	14A	215.72	
						5257513-001	06-18-18		24	182	13	1,290.00	
						5260328-001	07-18-18		2	138	01	107.00	
						5260329-001	07-18-18		14	413	21A	1,044.58	
						5260330-001	07-18-18		11	621	14A	204.94	
						5260331-001	07-18-18		13	640	14A	27.02	
						5260332-001	07-18-18		16	2355	14A	215.72	
						5260334-001	07-18-18		7	2604	01	32,500.00	
						5260335-002	07-18-18		7	2605	01	25,000.00	
						5263269-001	08-22-18		2	138	01	107.00	
						5263270-001	08-22-18		14	413	21A	1,044.58	
						5263271-001	08-22-18		11	621	14A	195.62	
						5263272-001	08-22-18		13	640	14A	27.02	
						5263273-001	08-22-18		7	2622	01	23,000.00	

Program Year	Program	Associated Grant Number	Fund Type	Estimated Income for Year	Transaction	Voucher #	Voucher Created	Voucher Type	IDIS Proj. ID	IDIS Actv. ID	Matrix Code	Receipted/Drawn Amount
						5265611-001	09-20-18		7	2604	01	32,500.00
						5265612-001	09-20-18		2	138	01	107.00
						5265613-001	09-20-18		14	413	21A	1,044.58
						5265614-001	09-20-18		11	621	14A	381.92
						5265615-001	09-20-18		13	640	14A	27.02
						5265616-001	09-20-18		16	2355	14A	107.86
						5265617-001	09-20-18		5	391	01	75,000.00
						5265618-001	09-20-18		7	2619	01	19,000.00
						5266488-001	09-28-18		2	138	01	107.00
						5266491-001	09-28-18		14	413	21A	1,044.58
						5266493-001	09-28-18		11	621	14A	204.94
						5266494-001	09-28-18		13	640	14A	27.02
						5266495-001	09-28-18		16	2355	14A	107.86
					DRAWS							
						6117580-007	01-26-18	PY	9	2601	21A	1,143.28
						6117580-009	01-26-18	PY	1	2603	03Z	4,573.14
						6148218-005	04-26-18	PY	9	2601	21A	881.11
						6148218-007	04-26-18	PY	1	2603	03Z	3,524.42
						6163772-002	06-18-18	PY	9	2601	21A	1,175.26
						6163772-004	06-18-18	PY	1	2603	03Z	4,701.02
						6172901-002	07-18-18	PY	9	2601	21A	11,819.85
						6172901-015	07-18-18	PY	1	2623	03E	47,279.41
						6192642-003	09-20-18	PY	9	2601	21A	30,508.52
						6192642-014	09-20-18	PY	1	2620	05Z	49,771.93
						6192642-016	09-20-18	PY	2	2631	03Z	11,662.15
						6192642-017	09-20-18	PY	3	2632	03F	60,600.00
						6210641-002	11-20-18	PY	9	2601	21A	298.28
						6210641-012	11-20-18	PY	3	2632	03F	1,193.12
											PI Receipts	229,131.49
											PI Draws	229,131.49
											PI Balance	0.00

Program Year	Program	Associated Grant Number	Fund Type	Estimated Income for Year	Transaction	Voucher #	Voucher Created	Voucher Type	IDIS Proj. ID	IDIS Actv. ID	Matrix Code	Receipted/Drawn Amount
2017	CDBG											
											Total CDBG Receipts*:	229,131.49
											Total CDBG Draws against Receipts*:	229,131.49
											Total CDBG Receipt Fund Balance*:	0.00
2017	HOME	M17DC120217	PI	0.00								
RECEIPTS												
						5248818001	03-06-18					269,538.88
						5257719001	06-20-18					333,821.46
						5261126001	08-21-18					127,422.33
						5265623001	09-20-18					64,905.90
						5266469001	09-28-18					38,478.20
PI												
DRAWS												
						6130589001	03-07-18	PY	6	2550		95,724.34
						6130589002	03-07-18	PY	6	2574		25,227.99
						6130589005	03-07-18	PY	8	2616		26,000.00
						6130589006	03-07-18	PY	7	2617		53,083.54
						6130589007	03-07-18	PY	6	2618		42,549.12
						6183683004	08-21-18	PY	6	2550		265,892.95
						6183683007	08-21-18	PY	6	2625		13,226.72
						6183683008	08-21-18	PY	8	2626		26,000.00
						6183683009	08-21-18	PY	8	2627		36,000.00
						6183683010	08-21-18	PY	6	2628		71,095.90
						6183683012	08-21-18	PY	6	2633		2,903.84
						6192647002	09-20-18	PY	6	2550		58,415.31
						6211040005	11-21-18	PY	8	2637		7,970.38
						6211040007	11-21-18	PY	8	2639		26,660.00
PA												
DRAWS												
						6130589004	03-07-18	PY	9	2602		26,953.89
						6183683006	08-21-18	PY	9	2602		46,124.38
						6192647004	09-20-18	PY	9	2602		6,490.59
						6211040003	11-21-18	PY	9	2602		3,847.82

Program Year	Program	Associated Grant Number	Fund Type	Estimated Income for Year	Transaction	Voucher #	Voucher Created	Voucher Type	IDIS Proj. ID	IDIS Actv. ID	Matrix Code	Receipted/Drawn Amount	
												Receipts	834,166.77
												PI Draws	750,750.09
												PA Draws	83,416.68
												Balance	0.00
2017	HOME	M17DC120217	IU	0.00	RECEIPTS								
						5259091-001	07-03-18		26	1990			60,869.92
												IU Receipts	60,869.92
												IU Draws	
												IU Balance	60,869.92
2017	HOME	M17DC120217	HP	0.00	RECEIPTS								
						5257721-001	06-20-18						29,700.00
			HP		DRAWS								
						6183683-011	08-21-18	PY	6	2633			29,700.00
												HP Receipts	29,700.00
												HP Draws	29,700.00
												HP Balance	0.00
2017	HOME	M17DC120217										Total Local Account Receipts	924,736.69
												Total Local Account Draws	863,866.77
												Total Local Account Balance	60,869.92

U.S. Department of Housing and Urban Development
 Office of Community Planning and Development
 Integrated Disbursement and Information System
 CDBG Housing Activities
 PINELLAS COUNTY, FL

PGM YEAR	PROJ ID	IDIS ACT ID	ACTIVITY NAME	STATUS	MTX NTL		Total		CDBG DRAWN AMOUNT	OCCUPIED TOTAL	UNITS L/M	% L/M	CUMULATIVE	
					CD	OBJ	EST. AMT	% CDBG					OWNER	RENTER
2013	3802	2485	Sandpebble Apartments	COM	14B	LMH	391,083.06	100.0	391,083.06	17	17	100.0	0	17
2013	3802	2541	Wind Tree Village - Housing Preservation	COM	14B	LMH	251,229.27	100.0	251,229.27	78	68	87.2	0	78
2013 TOTALS: BUDGETED/UNDERWAY							0.00	0.0	0.00	0	0	0.0	0	0
COMPLETED							642,312.33	100.0	642,312.33	95	85	89.4	0	95
							642,312.33	100.0	642,312.33	95	85	89.4	0	95

PGM YEAR	PROJ ID	IDIS ACT ID	ACTIVITY NAME	STATUS	MTX NTL		Total		CDBG DRAWN AMOUNT	OCCUPIED TOTAL	UNITS L/M	% L/M	CUMULATIVE	
					CD	OBJ	EST. AMT	% CDBG					OWNER	RENTER
2012	5261	2430	Homeowner Preservation Program Delivery	COM	14H	LMH	4,437.74	0.0	4,437.74	0	0	0.0	0	0
2012	5261	2440	Rental Housing Preservation Program Activity Delivery	COM	14H	LMH	12,745.64	0.0	12,745.64	0	0	0.0	0	0
2012	5261	2443	PCHF - 8631 Orchid Dr.	COM	14G	LMH	161,925.54	100.0	161,925.54	1	1	100.0	1	0
2012 TOTALS: BUDGETED/UNDERWAY							0.00	0.0	0.00	0	0	0.0	0	0
COMPLETED							179,108.92	100.0	179,108.92	1	1	100.0	1	0
							179,108.92	100.0	179,108.92	1	1	100.0	1	0

PGM YEAR	PROJ ID	IDIS ACT ID	ACTIVITY NAME	STATUS	MTX NTL		Total		CDBG DRAWN AMOUNT	OCCUPIED TOTAL	UNITS L/M	% L/M	CUMULATIVE	
					CD	OBJ	EST. AMT	% CDBG					OWNER	RENTER
2010	9976	2355	Homeowner Preservation Program	COM	14A	LMH	430,130.16	99.9	429,492.16	20	20	100.0	20	0
2010	9976	2358	Homeowner Preservation Program Delivery	COM	14H	LMH	17,404.42	0.0	17,404.42	0	0	0.0	0	0
2010 TOTALS: BUDGETED/UNDERWAY							0.00	0.0	0.00	0	0	0.0	0	0
COMPLETED							447,534.58	99.8	446,896.58	20	20	100.0	20	0

U.S. Department of Housing and Urban Development
 Office of Community Planning and Development
 Integrated Disbursement and Information System
 CDBG Housing Activities
 PINELLAS COUNTY, FL

447,534.58 99.8 446,896.58 20 20 100.0 20 0

PGM YEAR	PROJ ID	IDIS ACT ID	ACTIVITY NAME	STATUS	MTX NTL		Total		CDBG DRAWN AMOUNT	OCCUPIED TOTAL	UNITS L/M	% L/M	CUMULATIVE		
					CD	OBJ	EST. AMT	% CDBG					OWNER	RENTER	
2006	0015	2054	RPI - FRIEDEL - 6582	COM	14A	LMH	12,000.00	100.0	12,000.00	2	2	100.0	0	2	
2006	0015	2055	RPI - LAU - 6611	COM	14A	LMH	20,003.00	45.0	9,000.00	1	1	100.0	0	1	
2006	0015	2056	RPI - KARROT - 6620	COM	14B	LMH	8,186.51	49.6	4,064.51	2	2	100.0	0	2	
				2006 TOTALS: BUDGETED/UNDERWAY				0.00	0.0	0.00	0	0	0.0	0	0
				COMPLETED				40,189.51	62.3	25,064.51	5	5	100.0	0	5
								40,189.51	62.3	25,064.51	5	5	100.0	0	5

PGM YEAR	PROJ ID	IDIS ACT ID	ACTIVITY NAME	STATUS	MTX NTL		Total		CDBG DRAWN AMOUNT	OCCUPIED TOTAL	UNITS L/M	% L/M	CUMULATIVE		
					CD	OBJ	EST. AMT	% CDBG					OWNER	RENTER	
2005	0003	1927	GRA PAINT PROGRAM	COM	14A	LMH	4,644.81	100.0	4,644.81	15	9	60.0	15	0	
2005	0023	1920	RPI - VALE - #6433	COM	14A	LMH	3,000.00	100.0	3,000.00	1	1	100.0	0	1	
2005	0023	1924	RPI - FRIEDEL - #6453	COM	14B	LMH	8,800.00	100.0	8,800.00	2	2	100.0	0	2	
2005	0023	1929	RPI - PADGITT - #6465	COM	14B	LMH	29,457.00	44.1	13,000.00	2	2	100.0	0	2	
2005	0023	1941	RPI - FEDERAL HOMES - #6491	COM	14B	LMH	24,000.00	100.0	24,000.00	3	3	100.0	0	3	
2005	0023	1942	RPI - FEDERAL HOMES - #6488	COM	14B	LMH	24,000.00	100.0	24,000.00	3	3	100.0	0	3	
2005	0028	1982	HEP SUPPORTIVE HOUSING CONSTRUCTION	COM	12	LMH	500,000.00	20.0	100,000.00	8	8	100.0	0	8	
2005	0035	2005	PINELLAS VILLAGE REHAB	COM	14B	LMH	57,826.02	100.0	57,826.02	300	288	96.0	0	300	
2005	0035	2111	PINELLAS VILLAGE REHAB	COM	14B	LMH	25,000.00	100.0	25,000.00	300	288	96.0	0	300	
				2005 TOTALS: BUDGETED/UNDERWAY				0.00	0.0	0.00	0	0	0.0	0	0
				COMPLETED				676,727.83	38.4	260,270.83	634	604	95.2	15	619
								676,727.83	38.4	260,270.83	634	604	95.2	15	619

U.S. Department of Housing and Urban Development
 Office of Community Planning and Development
 Integrated Disbursement and Information System
 CDBG Housing Activities
 PINELLAS COUNTY, FL

PGM YEAR	PROJ ID	IDIS ACT ID	ACTIVITY NAME	STATUS	MTX NTL		Total		CDBG DRAWN AMOUNT	OCCUPIED TOTAL	UNITS L/M	% L/M	CUMULATIVE	
					CD	OBJ	EST. AMT	% CDBG					OWNER	RENTER
2004	0005	1815	GRA PAINT PROGRAM	COM	14A	LMH	18,631.05	100.0	18,631.05	130	77	59.2	0	130
2004	0025	1820	RPI - PKC PROP INVEST - #6284	COM	14A	LMH	6,250.00	100.0	6,250.00	1	1	100.0	0	1
2004	0025	1822	RPI - STANG - #6283	COM	14B	LMH	18,000.00	100.0	18,000.00	2	2	100.0	0	2
2004	0025	1829	RPI - QUATTLEBAUM - #6306	COM	14B	LMH	16,500.00	100.0	16,500.00	2	2	100.0	0	2
2004	0025	1852	RPI - LANCIOTTI - #6345	COM	14B	LMH	13,113.00	100.0	13,113.00	3	3	100.0	0	3
2004	0025	1861	RPI - LORRLIS - #6349	COM	14B	LMH	16,000.00	100.0	16,000.00	2	2	100.0	0	2
2004	0025	1874	RPI - SAUER - #6360	COM	14B	LMH	52,327.00	48.7	25,500.00	3	3	100.0	0	3
2004	0025	1877	RPI - GOMEZ - #6307	COM	14B	LMH	8,800.00	100.0	8,800.00	3	2	66.7	0	3
2004	0025	1878	RPI - GOMEZ - #6308	COM	14B	LMH	11,200.00	100.0	11,200.00	2	2	100.0	0	2
2004	0025	1885	RPI - CRAVEN - #6386	COM	14A	LMH	3,500.00	100.0	3,500.00	1	1	100.0	0	1
2004	0025	1905	RPI - HEABERLIN - #6402	COM	14B	LMH	54,634.00	43.9	24,000.00	3	3	100.0	0	3
2004	0025	1906	RPI - HEABERLIN - #6401	COM	14B	LMH	58,781.00	40.8	24,000.00	3	3	100.0	0	3
2004 TOTALS: BUDGETED/UNDERWAY							0.00	0.0	0.00	0	0	0.0	0	0
COMPLETED							277,736.05	66.7	185,494.05	155	101	65.1	0	155
							277,736.05	66.7	185,494.05	155	101	65.1	0	155

PGM YEAR	PROJ ID	IDIS ACT ID	ACTIVITY NAME	STATUS	MTX NTL		Total		CDBG DRAWN AMOUNT	OCCUPIED TOTAL	UNITS L/M	% L/M	CUMULATIVE	
					CD	OBJ	EST. AMT	% CDBG					OWNER	RENTER
2003	0026	1691	RPI QUATTLEBAUM #6174	COM	14B	LMH	15,000.00	100.0	15,000.00	2	2	100.0	0	2
2003	0026	1692	RPI NEWMAN #6049	COM	14B	LMH	3,850.00	100.0	3,850.00	3	3	100.0	0	3
2003	0026	1693	RPI NEWMAN E. #6048	COM	14B	LMH	4,650.00	100.0	4,650.00	3	3	100.0	0	3
2003	0026	1694	RPI FRANKS #6165	COM	14A	LMH	9,000.00	100.0	9,000.00	1	1	100.0	0	1
2003	0026	1714	RPI - SHONEFELT - 6201	COM	14B	LMH	22,000.00	100.0	22,000.00	4	3	75.0	0	4
2003	0026	1723	RPI - POLIN - 6204	COM	14A	LMH	3,200.00	100.0	3,200.00	1	1	100.0	0	1

U.S. Department of Housing and Urban Development
 Office of Community Planning and Development
 Integrated Disbursement and Information System
 CDBG Housing Activities
 PINELLAS COUNTY, FL

2003	0026	1763 RPI - SOMOGYI - #5869	COM	14B	LMH	55,911.00	100.0	55,911.00	26	22	84.6	0	26
2003	0026	1766 RPI - MCCABE - #6235	COM	14B	LMH	7,800.00	100.0	7,800.00	4	4	100.0	0	4
2003	0026	1770 RPI - CHIANG - #6253	COM	14B	LMH	23,000.00	100.0	23,000.00	3	3	100.0	0	3
2003	0026	1802 RPI - NUYTEN - #6272	COM	14A	LMH	6,800.00	100.0	6,800.00	1	1	100.0	0	1
2003	0026	1803 RPI - SHIU, HUA - #6263	COM	14B	LMH	27,500.00	100.0	27,500.00	3	3	100.0	0	3
2003	0027	1669 PAINT PROGRAMS	COM	14A	LMH	26,035.07	100.0	26,035.07	30	18	60.0	0	30
2003	0028	1662 GRA HOUSE NUMBER	COM	14A	LMH	26,988.94	100.0	26,988.94	376	225	59.8	217	159
2003 TOTALS: BUDGETED/UNDERWAY						0.00	0.0	0.00	0	0	0.0	0	0
COMPLETED						231,735.01	100.0	231,735.01	457	289	63.2	217	240
						231,735.01	100.0	231,735.01	457	289	63.2	217	240

PGM YEAR	PROJ ID	IDIS ACT ID	ACTIVITY NAME	STATUS	MTX CD	NTL OBJ	Total EST. AMT	% CDBG	CDBG DRAWN AMOUNT	OCCUPIED TOTAL	UNITS L/M	% L/M	CUMULATIVE	
													OCCUPIED OWNER	UNITS RENTER
2002	0001	1595	RPI - HABER - #5994	COM	14B	LMH	45,500.00	100.0	45,500.00	7	7	100.0	0	7
2002	0001	1596	RPI - CURLEY - #6011	COM	14B	LMH	9,000.00	100.0	9,000.00	1	1	100.0	0	1
2002	0002	1586	ILP - ROVAZZI - 5967	COM	14A	LMH	2,750.00	100.0	2,750.00	1	1	100.0	0	1
2002	0004	1442	CD02RPI - LEAMAN - HOUSING PRESERVATION	COM	14A	LMH	4,400.00	100.0	4,400.00	1	1	100.0	0	1
2002	0004	1458	CD02RPI - VAUGHAN - HOUSING PRESERVATION	COM	14B	LMH	8,400.00	100.0	8,400.00	4	3	75.0	0	4
2002	0004	1459	CD02RPI - MCCABE - HOUSING PRESERVATION	COM	14B	LMH	6,200.00	100.0	6,200.00	4	4	100.0	0	4
2002	0004	1471	CD02RPI - GANTT - HOUSING PRESERVATION	COM	14B	LMH	4,000.00	100.0	4,000.00	2	2	100.0	0	2
2002	0004	1472	CD02RPI - BRAZEN - HOUSING PRESERVATION	COM	14B	LMH	9,500.00	100.0	9,500.00	2	2	100.0	0	2
2002	0004	1479	CD02RPI - PAVENT - HOUSING PRESERVATION	COM	14B	LMH	15,213.30	100.0	15,213.30	2	2	100.0	0	2
2002	0004	1502	CD02RPI - BRAZEN - HOUSING PRESERVATION	COM	12	LMH	11,000.00	100.0	11,000.00	2	2	100.0	0	2
2002	0004	1503	CD02RPI - DIXON - HOUSING PRESERVATION	COM	12	LMH	18,000.00	100.0	18,000.00	2	2	100.0	0	2
2002	0004	1504	CD02RPI - NUYTEN - HOUSING PRESERVATION	COM	12	LMH	4,600.00	100.0	4,600.00	1	1	100.0	0	1
2002	0004	1505	CD02RPI - NUYTEN - HOUSING PRESERVATION	COM	12	LMH	4,600.00	100.0	4,600.00	1	1	100.0	0	1
2002	0004	1533	CD02RPI - GALLOWAY -HOUSING PRESERVATION	COM	12	LMH	20,000.00	100.0	20,000.00	4	4	100.0	0	4

U.S. Department of Housing and Urban Development
 Office of Community Planning and Development
 Integrated Disbursement and Information System
 CDBG Housing Activities
 PINELLAS COUNTY, FL

2002	0004	1547	CD02RPI - NUYTEN - HOUSING PRESERVATION	COM	14A	LMH	5,900.00	100.0	5,900.00	1	1	100.0	0	1
2002	0004	1548	CD02RPI - NUYTEN - HOUSING PRESERVATION	COM	14A	LMH	4,400.00	100.0	4,400.00	1	1	100.0	0	1
2002	0004	1549	CD02RPI - NUYTEN - HOUSING PRESERVATION	COM	14A	LMH	6,000.00	100.0	6,000.00	1	1	100.0	0	1
2002	0004	1550	CD02RPI - DIXON - HOUSING PRESERVATION	COM	14B	LMH	18,000.00	100.0	18,000.00	2	2	100.0	0	2
2002	0004	1551	CD02RPI - PETERSON- HOUSING PRESERVATION	COM	14B	LMH	18,000.00	100.0	18,000.00	2	2	100.0	0	2
2002	0004	1552	CD02RPI - PETERSON- HOUSING PRESERVATION	COM	14B	LMH	18,000.00	100.0	18,000.00	2	2	100.0	0	2
2002	0004	1553	CD02RPI - HAZLITT - HOUSING PRESERVATION	COM	14B	LMH	24,500.00	100.0	24,500.00	3	3	100.0	0	3
2002	0004	1564	CD02RPI - BRAZEN - HOUSING PRESERVATION	COM	12	LMH	8,950.00	100.0	8,950.00	2	2	100.0	0	2
2002	0004	1565	CD02RPI - NUYTEN - HOUSING PRESERVATION	COM	12	LMH	9,000.00	100.0	9,000.00	1	1	100.0	0	1
2002	0004	1566	CD02RPI - PALMA - HOUSING PRESERVATION	COM	12	LMH	6,900.00	100.0	6,900.00	1	1	100.0	0	1
2002 TOTALS: BUDGETED/UNDERWAY							0.00	0.0	0.00	0	0	0.0	0	0
COMPLETED							282,813.30	100.0	282,813.30	50	49	98.0	0	50
							282,813.30	100.0	282,813.30	50	49	98.0	0	50

PGM YEAR	PROJ ID	IDIS ACT ID	ACTIVITY NAME	STATUS	MTX CD	NTL OBJ	Total		CDBG DRAWN AMOUNT	OCCUPIED TOTAL	UNITS L/M	% L/M	CUMULATIVE	
							EST. AMT	% CDBG					OCCUPIED OWNER	UNITS RENTER
2001	0058	1237	CD01RPI - GRANESE - HOUSING PRESERVATION	COM	14B	LMH	5,500.00	100.0	5,500.00	1	1	100.0	0	1
2001	0058	1259	CD01RPI - GARCO - HOUSING PRESERVATION	COM	14B	LMH	9,000.00	100.0	9,000.00	1	1	100.0	0	1
2001	0058	1260	CD01RPI - GARCO - HOUSING PRESERVATION	COM	14B	LMH	9,000.00	100.0	9,000.00	1	1	100.0	0	1
2001	0058	1261	CD01RPI - CHIANG - HOUSING PRESERVATION	COM	14B	LMH	9,000.00	100.0	9,000.00	1	1	100.0	0	1
2001	0058	1291	CD01RPI - DIXON - HOUSING PRESERVATION	COM	14B	LMH	26,000.00	100.0	26,000.00	3	3	100.0	0	3
2001	0058	1350	CD01RPI - BILLIAS - HOUSING PRESERVATION	COM	14B	LMH	16,500.00	100.0	16,500.00	8	7	87.5	0	8
2001	0058	1353	CD01RPI - DAY - HOUSING PRESERVATION	COM	14B	LMH	9,000.00	100.0	9,000.00	1	1	100.0	0	1
2001	0058	1369	CD01RPI - SHOOTING STAR - HOUSING PRES	COM	14B	LMH	41,000.00	100.0	41,000.00	10	9	90.0	0	10
2001	0058	1370	CD01RPI - POMPEO - HOUSING PRESERVATION	COM	14A	LMH	9,000.00	100.0	9,000.00	1	1	100.0	0	1
2001	0058	1403	CD01RPI - REEDER - HOUSING PRESERVATION	COM	14B	LMH	4,500.00	100.0	4,500.00	2	2	100.0	0	2
2001	0058	1407	CD01RPI - ENRIGHT - HOUSING PRESERVATION	COM	14B	LMH	18,000.00	100.0	18,000.00	2	1	50.0	0	2

U.S. Department of Housing and Urban Development
 Office of Community Planning and Development
 Integrated Disbursement and Information System
 CDBG Housing Activities
 PINELLAS COUNTY, FL

2001	0058	1408	CD01RPI - NORLANDER - HOUSING PRESERVATI	COM	14B	LMH	5,300.00	100.0	5,300.00	2	2	100.0	0	2
2001	0058	1409	CD01RPI - SOMOGYI - HOUSING PRESERVATION	COM	14B	LMH	32,000.00	100.0	32,000.00	26	22	84.6	0	26
2001	0058	1410	CD01RPI - MCCABE - HOUSING PRESERVATION	COM	14B	LMH	8,800.00	0.0	8,800.00	0	0	0.0	0	0
2001	0058	1411	CD01RPI - NELSON - HOUSING PRESERVATION	COM	14B	LMH	15,000.00	100.0	15,000.00	4	4	100.0	0	4
2001	0058	1412	CD01RPI - ENRIGHT - HOUSING PRESERVATION	COM	14A	LMH	6,500.00	100.0	6,500.00	1	1	100.0	0	1
2001	0081	1219	ILP CASIL - CARING AND SHARING	COM	14H	LMH	10,441.55	100.0	10,441.55	4	4	100.0	0	4
2001	0081	1381	ILP CASIL - FITIPALDI - #5823	COM	14A	LMH	2,550.00	100.0	2,550.00	1	1	100.0	0	1
2001	0081	1398	ILP CASIL - ZEBRICK - #5836	COM	14A	LMH	2,700.00	100.0	2,700.00	1	1	100.0	0	1
2001	0081	1404	ILPCASIL - GAMACHE - #5865	COM	14A	LMH	2,550.85	100.0	2,550.85	1	1	100.0	0	1

2001	TOTALS: BUDGETED/UNDERWAY					0.00	0.0	0.00	0	0	0.0	0	0
	COMPLETED					242,342.40	100.0	242,342.40	71	64	90.1	0	71

						242,342.40	100.0	242,342.40	71	64	90.1	0	71

PGM YEAR	PROJ ID	IDIS ACT ID	ACTIVITY NAME	STATUS	MTX CD	NTL OBJ	Total EST. AMT	% CDBG	CDBG DRAWN AMOUNT	OCCUPIED TOTAL	UNITS L/M	% L/M	CUMULATIVE	
													OCCUPIED OWNER	UNITS RENTER
2000	0046	1012	RIDGECREST PAINT PROGRAM	COM	14A	LMH SP	10,399.28	100.0	10,399.28	49	49	100.0	0	49
2000	0054	1094	RPI - SPENCER - #5359	COM	14B	LMH	27,000.00	100.0	27,000.00	3	3	100.0	0	3
2000	0054	1095	RPI - BRAND - #5391	COM	14B	LMH	6,600.00	100.0	6,600.00	2	2	100.0	0	2
2000	0054	1099	RPI - TENDEIRO - #5413	COM	14B	LMH	10,600.00	100.0	10,600.00	3	3	100.0	0	3
2000	0054	1100	RPI - WINDON - #5482	COM	14B	LMH	5,850.00	100.0	5,850.00	2	2	100.0	0	2
2000	0054	1117	RPI - AFFORDABLE HSG, INC - #5340	COM	14B	LMH	62,740.33	100.0	62,740.33	8	6	75.0	0	8
2000	0054	1118	RPI - WINE - #5475	COM	14B	LMH	9,000.00	100.0	9,000.00	1	1	100.0	0	1
2000	0054	1122	RPI - WALLACE - #5357	COM	14B	LMH	56,000.00	100.0	56,000.00	7	7	100.0	0	7
2000	0054	1123	RPI - CRAVEN - #5250	COM	14B	LMH	8,500.00	100.0	8,500.00	2	2	100.0	0	2
2000	0054	1182	RPI - CHEATTLE - #5573	COM	14A	LMH	4,600.00	100.0	4,600.00	1	1	100.0	0	1
2000	0054	1203	RPI - ROBERTSON, TRE - #5642	COM	14B	LMH	4,921.16	100.0	4,921.16	2	2	100.0	0	2
2000	0054	1204	RPI - TOTH - #5570	COM	14B	LMH	9,287.15	100.0	9,287.15	3	3	100.0	0	3

U.S. Department of Housing and Urban Development
 Office of Community Planning and Development
 Integrated Disbursement and Information System
 CDBG Housing Activities
 PINELLAS COUNTY, FL

2000	0054	1205 RPI - GLISSON - #5569	COM	14B	LMH	6,200.00	100.0	6,200.00	3	3	100.0	0	3
2000	0054	1276 RPI - DIXON - #5624	COM	14B	LMH	18,000.00	100.0	18,000.00	2	2	100.0	0	2
2000	0054	1313 RPI - RATLIFF - #5747	COM	14B	LMH	17,000.00	100.0	17,000.00	2	2	100.0	0	2
2000 TOTALS: BUDGETED/UNDERWAY						0.00	0.0	0.00	0	0	0.0	0	0
COMPLETED						256,697.92	100.0	256,697.92	90	88	97.7	0	90
						-----		-----			-----		
						256,697.92	100.0	256,697.92	90	88	97.7	0	90

PGM YEAR	PROJ ID	IDIS ACT ID	ACTIVITY NAME	STATUS	MTX CD	NTL OBJ	Total		CDBG DRAWN AMOUNT	OCCUPIED TOTAL	UNITS L/M	% L/M	CUMULATIVE	
							EST. AMT	% CDBG					OCCUPIED OWNER	UNITS RENTER
1999	0001	744	RPI - LEPORE - #5051	COM	14A	LMH	8,000.00	100.0	8,000.00	1	1	100.0	0	1
1999	0001	749	ILP - MEYERS - #5117	COM	14A	LMH	2,750.00	100.0	2,750.00	1	1	100.0	0	1
1999	0001	754	RPI - WITHERINGTON STEVENS - #4378	COM	14B	LMH	23,000.00	100.0	23,000.00	4	3	75.0	0	4
1999	0001	755	RPI - BRITNER - #5119	COM	14A	LMH	7,000.00	100.0	7,000.00	1	1	100.0	0	1
1999	0001	756	RPI - SAROFF - #5118	COM	14A	LMH	5,500.00	100.0	5,500.00	1	1	100.0	0	1
1999	0001	758	ILP - ST.PIERRE - #5163	COM	14A	LMH	722.64	100.0	722.64	1	1	100.0	0	1
1999	0001	761	RPI - ENWRIGHT - #5160	COM	14B	LMH	10,800.00	100.0	10,800.00	2	2	100.0	0	2
1999	0001	762	ILP - RODGERS - #5167	COM	14A	LMH	722.64	100.0	722.64	1	1	100.0	0	1
1999	0001	764	ILP - ORR - #5177	COM	14A	LMH	725.00	100.0	725.00	1	1	100.0	0	1
1999	0001	765	ILP - ALEXANDER - #5178	COM	14A	LMH	875.00	100.0	875.00	1	1	100.0	0	1
1999	0001	791	ILP - AKERS - #5185	COM	14A	LMH	1,980.00	100.0	1,980.00	1	1	100.0	0	1
1999	0001	792	ILP - BURMBELOW - #5186	COM	14A	LMH	1,881.00	100.0	1,881.00	1	1	100.0	0	1
1999	0001	793	ILP - WILSON - #5184	COM	14A	LMH	2,062.50	100.0	2,062.50	1	1	100.0	0	1
1999	0001	796	ILP - KOWALSKI - #5193	COM	14A	LMH	2,744.50	100.0	2,744.50	1	1	100.0	0	1
1999	0001	797	ILP - CIPOTH - #5200	COM	14A	LMH	1,425.00	100.0	1,425.00	1	1	100.0	0	1
1999	0001	798	ILP - DICKEY - #5199	COM	14A	LMH	900.00	100.0	900.00	1	1	100.0	0	1
1999	0001	803	ILP - ZUKERMAN - #5213	COM	14A	LMH	2,744.50	100.0	2,744.50	1	1	100.0	0	1
1999	0001	813	ILP - HALSTED - #5238	COM	14A	LMH	2,392.50	100.0	2,392.50	1	1	100.0	0	1

U.S. Department of Housing and Urban Development
 Office of Community Planning and Development
 Integrated Disbursement and Information System
 CDBG Housing Activities
 PINELLAS COUNTY, FL

1999	0001	834 ILP - JOHNSON - #5248	COM	14A	LMH	2,750.00	100.0	2,750.00	1	1	100.0	0	1
1999	0001	841 ILP - EBERTS - #5251	COM	14A	LMH	475.00	100.0	475.00	1	1	100.0	0	1
1999	0001	842 ILP - JACOBS - #5247	COM	14A	LMH	700.00	100.0	700.00	1	1	100.0	0	1
1999	0001	845 ILP - METTBERG - #5261	COM	14A	LMH	672.95	100.0	672.95	1	1	100.0	0	1
1999	0001	846 ILP - DYE - #5262	COM	14A	LMH	672.95	100.0	672.95	1	1	100.0	0	1
1999	0001	847 ILP - SPRINKLE - #5263	COM	14A	LMH	672.95	100.0	672.95	1	1	100.0	0	1
1999	0001	854 ILP - TWIBLE - #5269	COM	14A	LMH	672.95	100.0	672.95	1	1	100.0	0	1
1999	0001	855 LIL - JENSEN - 5215	COM	14A	LMH	3,899.10	100.0	3,899.10	1	1	100.0	0	1
1999	0001	856 RPI - LOWE - #5237	COM	14A	LMH	1,750.00	100.0	1,750.00	1	1	100.0	0	1
1999	0001	862 ILP - COWENS - #5287	COM	14A	LMH	672.95	100.0	672.95	1	1	100.0	0	1
1999	0001	863 ILP - COLLIER - #5289	COM	14A	LMH	672.95	100.0	672.95	1	1	100.0	0	1
1999	0001	865 RPI - WINDON - #5296	COM	14B	LMH	4,450.00	100.0	4,450.00	2	2	100.0	0	2
1999	0001	866 RPI - HESS - #4981	COM	14B	LMH	35,000.00	100.0	35,000.00	20	15	75.0	0	20
1999	0001	867 RPI - RELOCATION EXEC, INC - #5268	COM	14B	LMH	18,000.00	100.0	18,000.00	1	1	100.0	0	1
1999	0001	868 ILP - MCZELL - #5275	COM	14A	LMH	2,084.50	100.0	2,084.50	1	1	100.0	0	1
1999	0001	878 ILP - HUDSON - #5302	COM	14A	LMH	1,525.00	100.0	1,525.00	1	1	100.0	0	1
1999	0001	879 RPI - EVANS - #5255	COM	14B	LMH	7,000.00	0.0	7,000.00	0	0	0.0	0	0
1999	0001	880 ILP - BROWNING - #5311	COM	14A	LMH	1,600.00	100.0	1,600.00	1	1	100.0	0	1
1999	0001	910 RPI - HOLSTEIN - #5310	COM	14B	LMH	2,000.00	100.0	2,000.00	2	2	100.0	0	2
1999	0001	911 ILP - BRYSON - #5320	COM	14A	LMH	750.00	100.0	750.00	1	1	100.0	0	1
1999	0001	912 ILP - DOWNIE - #5315	COM	14A	LMH	2,420.00	100.0	2,420.00	1	1	100.0	0	1
1999	0001	913 ILP - WEBB - #5316	COM	14A	LMH	1,035.00	100.0	1,035.00	1	1	100.0	0	1
1999	0001	914 ILP - MAGYAR - #5329	COM	14A	LMH	2,750.00	100.0	2,750.00	1	1	100.0	0	1
1999	0001	915 ILP - ROBERTSON - 5322	COM	14A	LMH	672.95	100.0	672.95	1	1	100.0	0	1
1999	0001	922 SINGLE FAMILY HOUSING DELIVERY COSTS	COM	14A	LMH	50,868.05	100.0	50,868.05	42	22	52.4	0	42
1999	0001	925 ILP - DYKE - #5327	COM	14A	LMH	777.50	100.0	777.50	1	1	100.0	0	1
1999	0001	926 LIL - REYES - #5297	COM	14A	LMH	3,891.10	100.0	3,891.10	1	1	100.0	0	1
1999	0001	927 LIL - CLARK - #5298	COM	14A	LMH	3,891.10	100.0	3,891.10	1	1	100.0	0	1
1999	0001	928 LIL - GREEN - #5299	COM	14A	LMH	3,891.10	100.0	3,891.10	1	1	100.0	0	1

U.S. Department of Housing and Urban Development
 Office of Community Planning and Development
 Integrated Disbursement and Information System
 CDBG Housing Activities
 PINELLAS COUNTY, FL

1999	0001	929 LIL - MATTHEWS - #5277	COM	14A	LMH	3,895.60	100.0	3,895.60	1	1	100.0	0	1
1999	0001	930 LIL - MILLER - #5300	COM	14A	LMH	3,891.10	100.0	3,891.10	1	1	100.0	0	1
1999	0001	931 ILP - BURBANK - #5350	COM	14A	LMH	2,750.00	100.0	2,750.00	1	1	100.0	0	1
1999	0001	932 ILP - HEATHER - #5348	COM	14A	LMH	672.95	100.0	672.95	1	1	100.0	0	1
1999	0001	933 ILP - JONES - #5349	COM	14A	LMH	2,704.90	100.0	2,704.90	1	1	100.0	0	1
1999	0001	934 LIL - GASCA - #5335	COM	14A	LMH	13,343.75	100.0	13,343.75	1	1	100.0	0	1
1999	0001	935 ILP - KOMINSKI - #5358	COM	14A	LMH	642.92	100.0	642.92	1	1	100.0	0	1
1999	0001	942 ILP - FORD - #5372	COM	14A	LMH	2,695.10	100.0	2,695.10	1	1	100.0	0	1
1999	0001	943 ILP - MILLER - #5369	COM	14A	LMH	2,748.90	100.0	2,748.90	1	1	100.0	0	1
1999	0001	944 ILP - STEIN - #5371	COM	14A	LMH	642.92	100.0	642.92	1	1	100.0	0	1
1999	0001	945 LIL - CLINTON - #5361	COM	14A	LMH	3,850.00	100.0	3,850.00	1	1	100.0	0	1
1999	0001	947 RPI - SAPOURN - #5214	COM	14B	LMH	8,400.00	100.0	8,400.00	2	2	100.0	0	2
1999	0001	983 RPI - COPPOLA - #5334	COM	14A	LMH	2,757.30	100.0	2,757.30	1	1	100.0	0	1
1999	0001	984 LIL - DAYS - #5336	COM	14A	LMH	25,014.95	100.0	25,014.95	1	1	100.0	0	1
1999	0001	985 RPI - ENRIGHT - #5201	COM	14B	LMH	11,500.00	100.0	11,500.00	3	3	100.0	0	3
1999	0001	1027 ILP - ALLISON - #5424	COM	14A	LMH	925.00	100.0	925.00	1	1	100.0	0	1
1999	0001	1028 ILP - CONNORS - #5416	COM	14A	LMH	2,750.00	100.0	2,750.00	1	1	100.0	0	1
1999	0001	1029 ILP - SHEARER - #5425	COM	14A	LMH	925.00	100.0	925.00	1	1	100.0	0	1
1999	0001	1030 ILP - TUDOR - #5423	COM	14A	LMH	925.00	100.0	925.00	1	1	100.0	0	1
1999	0001	1031 ILP - TORRES - 5437	COM	14A	LMH	925.00	100.0	925.00	1	1	100.0	0	1
1999	0001	1032 ILP - VOK - 5446	COM	14A	LMH	925.00	100.0	925.00	1	1	100.0	0	1
1999	0001	1033 LIL - BOGLAR - 5347	COM	14A	LMH	35,303.14	100.0	35,303.14	1	1	100.0	0	1
1999	0001	1038 ILP - BATTLES - #5439	COM	14A	LMH	1,732.50	100.0	1,732.50	1	1	100.0	0	1
1999	0001	1039 ILP - CLARK - #5441	COM	14A	LMH	925.00	100.0	925.00	1	1	100.0	0	1
1999	0001	1040 ILP - CRENSHAW - #5442	COM	14A	LMH	925.00	100.0	925.00	1	1	100.0	0	1
1999	0001	1041 ILP - DAVIS - #5438	COM	14A	LMH	1,732.50	100.0	1,732.50	1	1	100.0	0	1
1999	0001	1042 ILP - MUDRICK - #5443	COM	14A	LMH	925.00	100.0	925.00	1	1	100.0	0	1
1999	0001	1043 ILP - RITCH - #5444	COM	14A	LMH	925.00	100.0	925.00	1	1	100.0	0	1
1999	0001	1044 ILP - SCOON - #5440	COM	14A	LMH	925.00	100.0	925.00	1	1	100.0	0	1

U.S. Department of Housing and Urban Development
 Office of Community Planning and Development
 Integrated Disbursement and Information System
 CDBG Housing Activities
 PINELLAS COUNTY, FL

1999	0001	1045 ILP - SHEARER - #5445	COM	14A	LMH	925.00	100.0	925.00	1	1	100.0	0	1
1999	0001	1048 LIL - BROWN - #5397	COM	14A	LMH	23,745.75	100.0	23,745.75	1	1	100.0	0	1
1999	0001	1049 RPI - DAY - #5054	COM	14A	LMH	9,000.00	100.0	9,000.00	1	1	100.0	0	1
1999	0001	1050 LIL - FERNANDEZ - #5366	COM	14A	LMH	25,251.95	100.0	25,251.95	1	1	100.0	0	1
1999	0001	1051 LIL - MONTI - #5376	COM	14A	LMH	29,965.80	100.0	29,965.80	1	1	100.0	0	1
1999	0001	1052 LIL - MOODY - #5346	COM	14A	LMH	28,094.61	100.0	28,094.61	1	1	100.0	0	1
1999	0001	1053 LIL - RIVERA - #5367	COM	14A	LMH	32,685.27	100.0	32,685.27	1	1	100.0	0	1
1999	0001	1054 RPI - STANG - #5331	COM	14B	LMH	24,000.00	100.0	24,000.00	3	3	100.0	0	3
1999	0001	1119 RPI - CHIANG - #5283	COM	14B	LMH	16,000.00	100.0	16,000.00	3	3	100.0	0	3
1999	0001	1120 RPI - E&H, LC - #5383	COM	14B	LMH	17,800.00	100.0	17,800.00	2	2	100.0	0	2
1999	0001	1121 RPI - E&H, LC - #5384	COM	14B	LMH	14,500.00	100.0	14,500.00	2	1	50.0	0	2
1999	0001	1346 RPI - WALLACE - #5357	COM	14B	LMH	56,000.00	100.0	56,000.00	7	6	85.7	0	7
1999	0001	1347 RPI - AFFORDABLE HOUSING - #5340	COM	14B	LMH	63,473.00	100.0	63,473.00	8	3	37.5	0	8
1999	0002	1070 MANGO COURT	COM	14H	LMA	1,800.00	0.0	1,800.00	0	0	0.0	0	0
1999 TOTALS: BUDGETED/UNDERWAY						0.00	0.0	0.00	0	0	0.0	0	0
COMPLETED						711,963.29	100.0	711,963.29	176	143	81.2	0	176
						711,963.29	100.0	711,963.29	176	143	81.2	0	176

PGM YEAR	PROJ ID	IDIS ACT ID	ACTIVITY NAME	STATUS	MTX CD	NTL OBJ	Total EST. AMT	% CDBG	CDBG DRAWN AMOUNT	OCCUPIED TOTAL	UNITS L/M	% L/M	CUMULATIVE	
													OCCUPIED OWNER	UNITS RENTER
1998	0011	503	RPI - REEDER - #4265	COM	14B	LMH	2,350.00	100.0	2,350.00	2	2	100.0	0	2
1998	0011	505	RPI - DIXON - #4160	COM	14B	LMH	27,000.00	100.0	27,000.00	3	3	100.0	0	3
1998	0011	506	ILP - GREENLAW - #4306	COM	14A	LMH	722.64	100.0	722.64	1	1	100.0	0	1
1998	0011	507	ILP - JENKINS - #4305	COM	14A	LMH	700.64	100.0	700.64	1	1	100.0	0	1
1998	0011	509	ILP - MOKMA - #4320	COM	14A	LMH	319.00	100.0	319.00	1	1	100.0	0	1
1998	0011	521	RPI - CAREW - #4147	COM	14A	LMH	4,050.00	100.0	4,050.00	1	1	100.0	0	1
1998	0011	522	RPI - EDMISTEN - #4104	COM	14B	LMH	6,600.00	100.0	6,600.00	2	2	100.0	0	2

U.S. Department of Housing and Urban Development
 Office of Community Planning and Development
 Integrated Disbursement and Information System
 CDBG Housing Activities
 PINELLAS COUNTY, FL

1998	0011	523 RPI - VERDUGO - #4221	COM	14B	LMH	5,150.00	100.0	5,150.00	2	2	100.0	0	2
1998	0011	524 RPI - VERDUGO - #4222	COM	14B	LMH	4,350.00	100.0	4,350.00	2	2	100.0	0	2
1998	0011	525 ILP - MEUNIER - #4328	COM	14A	LMH	2,750.00	100.0	2,750.00	1	1	100.0	0	1
1998	0011	540 ILP - FETTIS - #4346	COM	14A	LMH	2,750.00	100.0	2,750.00	1	1	100.0	0	1
1998	0011	541 ILP - JONES - #4345	COM	14A	LMH	2,750.00	100.0	2,750.00	1	1	100.0	0	1
1998	0011	542 ILP - QUINT - #4343	COM	14A	LMH	2,750.00	100.0	2,750.00	1	1	100.0	0	1
1998	0011	549 ILP - FOLSOM - #4348	COM	14A	LMH	2,750.00	100.0	2,750.00	1	1	100.0	0	1
1998	0011	551 ILP - WECKERLY - #4349	COM	14A	LMH	2,750.00	100.0	2,750.00	1	1	100.0	0	1
1998	0011	552 ILP - RUSSELL - #4351	COM	14A	LMH	2,750.00	100.0	2,750.00	1	1	100.0	0	1
1998	0011	557 ILP - GUSTAFSON - #4369	COM	14A	LMH	715.00	100.0	715.00	1	1	100.0	0	1
1998	0011	558 ILP - MARQUEZ - #4373	COM	14A	LMH	908.54	100.0	908.54	1	1	100.0	0	1
1998	0011	559 ILP - PERRY - #4372	COM	14A	LMH	908.54	100.0	908.54	1	1	100.0	0	1
1998	0011	560 ILP - TAYLOR - #4371	COM	14A	LMH	908.54	100.0	908.54	1	1	100.0	0	1
1998	0011	561 LIL - BORKOWSKI - #1406	COM	14A	LMH	3,333.50	100.0	3,333.50	1	1	100.0	0	1
1998	0011	562 ILP - ALEXANDER - #4382	COM	14A	LMH	908.54	100.0	908.54	1	1	100.0	0	1
1998	0011	563 ILP - MCKINNEY - #4384	COM	14A	LMH	132.00	100.0	132.00	1	1	100.0	0	1
1998	0011	564 ILP - MOUNTS - #4380	COM	14A	LMH	722.64	100.0	722.64	1	1	100.0	0	1
1998	0011	565 ILP - RYDER - #4381	COM	14A	LMH	2,475.00	100.0	2,475.00	1	1	100.0	0	1
1998	0011	567 LIL - NOTRO - #1724	COM	14A	LMH	13,723.95	100.0	13,723.95	1	1	100.0	0	1
1998	0011	571 ILP - SMITH - #4387	COM	14A	LMH	95.70	100.0	95.70	1	1	100.0	0	1
1998	0011	574 LIL - BELLAN - #4239	COM	14A	LMH	14,230.70	100.0	14,230.70	1	1	100.0	0	1
1998	0011	575 RPI - BRASTED - #4243	COM	14A	LMH	4,346.48	100.0	4,346.48	1	1	100.0	0	1
1998	0011	576 RPI - GRAHAM - #4060	COM	14B	LMH	2,770.00	100.0	2,770.00	2	2	100.0	0	2
1998	0011	577 LIL - HIBDON-SWEETLAND - #4262	COM	14A	LMH	22,260.55	100.0	22,260.55	1	1	100.0	0	1
1998	0011	578 RPI - LUMSDEN - #3089	COM	14B	LMH	10,100.00	100.0	10,100.00	2	2	100.0	0	2
1998	0011	579 RPI - SAPOURN - #4148	COM	14B	LMH	21,891.32	100.0	21,891.32	3	3	100.0	0	3
1998	0011	580 RPI - WANG - #4134	COM	14B	LMH	44,400.00	100.0	44,400.00	10	9	90.0	0	10
1998	0011	585 LIL - TARGAKIS - #1872	COM	14A	LMH	2,916.50	100.0	2,916.50	1	1	100.0	0	1
1998	0011	589 ILP - RICHARDSON - #4393	COM	14A	LMH	2,750.00	100.0	2,750.00	1	1	100.0	0	1

U.S. Department of Housing and Urban Development
 Office of Community Planning and Development
 Integrated Disbursement and Information System
 CDBG Housing Activities
 PINELLAS COUNTY, FL

1998	0011	604 RPI - DLUHY - #4283	COM	14A	LMH	4,700.00	100.0	4,700.00	1	1	100.0	0	1
1998	0011	605 RPI - DUFEK - #4244	COM	14A	LMH	9,000.00	100.0	9,000.00	1	1	100.0	0	1
1998	0011	606 RPI - YOUNG - #4259	COM	14B	LMH	4,800.00	100.0	4,800.00	2	2	100.0	0	2
1998	0011	607 RPI - YOUNG - #4260	COM	14B	LMH	3,650.00	100.0	3,650.00	2	2	100.0	0	2
1998	0011	608 ILP - SOUTHERNLAND - #4928	COM	14A	LMH	635.74	100.0	635.74	1	1	100.0	0	1
1998	0011	609 ILP - ALDER - #4929	COM	14A	LMH	908.54	100.0	908.54	1	1	100.0	0	1
1998	0011	610 ILP - OLIVEROS - #4930	COM	14A	LMH	908.54	100.0	908.54	1	1	100.0	0	1
1998	0011	612 ILP - DUNSFORD - #4921	COM	14A	LMH	2,750.00	100.0	2,750.00	1	1	100.0	0	1
1998	0011	613 ILP - DYKMAN - #4923	COM	14A	LMH	908.54	100.0	908.54	1	1	100.0	0	1
1998	0011	614 ILP - PYLES - #4925	COM	14A	LMH	191.40	100.0	191.40	1	1	100.0	0	1
1998	0011	621 LIL - BEAL - #4919	COM	14A	LMH	34,720.45	100.0	34,720.45	1	1	100.0	0	1
1998	0011	622 ILP - DIEHL - #4947	COM	14A	LMH	1,100.93	100.0	1,100.93	1	1	100.0	0	1
1998	0011	623 ILP - KAISER - #4946	COM	14A	LMH	2,684.00	100.0	2,684.00	1	1	100.0	0	1
1998	0011	627 LIL - BURKE - #4938	COM	14A	LMH	7,500.00	100.0	7,500.00	1	1	100.0	0	1
1998	0011	632 ILP - CANTON - #4964	COM	14A	LMH	722.64	100.0	722.64	1	1	100.0	0	1
1998	0011	633 ILP - KARN - #4965	COM	14A	LMH	908.54	100.0	908.54	1	1	100.0	0	1
1998	0011	634 ILP - KENNEDY - #4963	COM	14A	LMH	2,750.00	100.0	2,750.00	1	1	100.0	0	1
1998	0011	635 ILP - NEWSOME - #4962	COM	14A	LMH	908.54	100.0	908.54	1	1	100.0	0	1
1998	0011	636 RPI - KRAUSE - #4081	COM	14B	LMH	6,518.24	100.0	6,518.24	2	2	100.0	0	2
1998	0011	637 DIS - KLEIN - #4977	COM	14A	LMH	37,000.00	100.0	37,000.00	1	1	100.0	0	1
1998	0011	638 RPI - YOUNG - #4983	COM	14B	LMH	4,250.00	100.0	4,250.00	2	2	100.0	0	2
1998	0011	639 DIS - HUSCHER - #4968	COM	14A	LMH	32,000.00	100.0	32,000.00	1	1	100.0	0	1
1998	0011	641 RPI - BUGBEE - #4916	COM	14B	LMH	7,000.00	100.0	7,000.00	8	6	75.0	0	8
1998	0011	642 RPI - YOUNG - #4982	COM	14B	LMH	4,250.00	100.0	4,250.00	2	2	100.0	0	2
1998	0011	643 RPI - CHIANG - #5073	COM	14B	LMH	18,000.00	100.0	18,000.00	3	3	100.0	0	3
1998	0011	644 LIL - PRATT - #4971	COM	14A	LMH	9,937.31	100.0	9,937.31	1	1	100.0	0	1
1998	0011	652 RPI - LENTRICCHIA - #4055	COM	14B	LMH	32,500.00	100.0	32,500.00	5	5	100.0	0	5
1998	0011	653 LIL - STEVENS - #4144	COM	14A	LMH	30,553.26	100.0	30,553.26	1	1	100.0	0	1
1998	0011	655 ILP - SPAULDING - #4969	COM	14A	LMH	2,744.50	100.0	2,744.50	1	1	100.0	0	1

U.S. Department of Housing and Urban Development
 Office of Community Planning and Development
 Integrated Disbursement and Information System
 CDBG Housing Activities
 PINELLAS COUNTY, FL

1998	0011	692 LIL - BALNICKY - #2252	COM	14A	LMH	3,222.55	100.0	3,222.55	1	1	100.0	0	1
1998	0011	693 RPI - DIXON - #5010	COM	14B	LMH	18,000.00	100.0	18,000.00	2	2	100.0	0	2
1998	0011	695 RPI - O'CONNOR - #5013	COM	14A	LMH	9,000.00	100.0	9,000.00	1	1	100.0	0	1
1998	0011	697 RPI - GALLOWAY - #4976	COM	14B	LMH	21,800.00	100.0	21,800.00	5	4	80.0	0	5
1998	0011	698 RPI - KESTER - #5014	COM	14A	LMH	2,000.00	100.0	2,000.00	1	1	100.0	0	1
1998	0011	699 RPI - SAPOURN - #5040	COM	14B	LMH	9,105.85	100.0	9,105.85	2	2	100.0	0	2
1998	0011	700 ILP - ROSS - #5049	COM	14A	LMH	689.64	100.0	689.64	1	1	100.0	0	1
1998	0011	701 LIL - HAVORSEN - #4960	COM	14A	LMH	21,433.70	100.0	21,433.70	1	1	100.0	0	1
1998	0011	702 RPI - ADAMOSKY - #4352	COM	14B	LMH	5,450.00	100.0	5,450.00	2	2	100.0	0	2
1998	0011	703 RPI - STEVENS - #4355	COM	14A	LMH	9,000.00	100.0	9,000.00	1	1	100.0	0	1
1998	0011	704 LIL - MARSHALL - #4909	COM	14A	LMH	26,044.30	100.0	26,044.30	1	1	100.0	0	1
1998	0011	706 LIL - ROETEMEYER - #4956	COM	14A	LMH	21,873.05	100.0	21,873.05	1	1	100.0	0	1
1998	0011	707 LIL - STEWART - #4970	COM	14A	LMH	34,500.78	100.0	34,500.78	1	1	100.0	0	1
1998	0011	708 ILP - TODD - #5052	COM	14A	LMH	2,145.00	100.0	2,145.00	1	1	100.0	0	1
1998	0011	709 RPI - TOBIN - #4358	COM	14B	LMH	25,500.00	100.0	25,500.00	11	8	72.7	0	11
1998	0011	710 RPI - CAREW - #5018	COM	14A	LMH	5,000.00	100.0	5,000.00	1	1	100.0	0	1
1998	0011	711 ILP - DENSON - #5068	COM	14A	LMH	722.64	100.0	722.64	1	1	100.0	0	1
1998	0011	712 ILP - MOORE - #5072	COM	14A	LMH	722.64	100.0	722.64	1	1	100.0	0	1
1998	0011	713 ILP - NEWMAN - #5069	COM	14A	LMH	722.64	100.0	722.64	1	1	100.0	0	1
1998	0011	726 ILP - MRUK - #5087	COM	14A	LMH	2,178.00	100.0	2,178.00	1	1	100.0	0	1
1998	0011	727 ILP - HERTZBERG - #5086	COM	14A	LMH	722.64	100.0	722.64	1	1	100.0	0	1
1998	0011	728 ILP - JONES - #5084	COM	14A	LMH	818.34	100.0	818.34	1	1	100.0	0	1
1998	0011	729 ILP - MOORE - #5085	COM	14A	LMH	2,750.00	100.0	2,750.00	1	1	100.0	0	1
1998	0011	730 ILP - SWARTZIE - #5083	COM	14A	LMH	722.64	100.0	722.64	1	1	100.0	0	1
1998	0013	640 DIS - HEISEY - #4973	COM	14A	LMH	37,500.00	100.0	37,500.00	1	1	100.0	0	1
1998	TOTALS: BUDGETED/UNDERWAY					0.00	0.0	0.00	0	0	0.0	0	0
					COMPLETED	747,115.36	100.0	747,115.36	144	137	95.1	0	144

						747,115.36	100.0	747,115.36	144	137	95.1	0	144

U.S. Department of Housing and Urban Development
 Office of Community Planning and Development
 Integrated Disbursement and Information System
 CDBG Housing Activities
 PINELLAS COUNTY, FL

PGM YEAR	PROJ ID	IDIS ACT ID	ACTIVITY NAME	STATUS	MTX NTL		Total		CDBG DRAWN AMOUNT	OCCUPIED TOTAL	UNITS L/M	% L/M	CUMULATIVE	
					CD	OBJ	EST. AMT	% CDBG					OCCUPIED OWNER	UNITS RENTER
1997	0009	493	TBCDC HOME OWNERSHIP OPPORTUNITIES	COM	14A	LMH	35,219.68	100.0	35,219.68	3	3	100.0	0	3
1997	0010	405	RPI - DE YAMPERT - #4004	COM	14A	LMH	6,100.00	100.0	6,100.00	1	1	100.0	0	1
1997	0010	406	RPI - DE YAMPERT - #4005	COM	14A	LMH	6,734.97	100.0	6,734.97	1	1	100.0	0	1
1997	0010	430	CHAF-WINDTREE VILLAGE-#3082	COM	14B	LMA	52,687.60	0.0	52,687.60	0	0	0.0	0	0
1997	0010	431	CHAF-WINDTREE VILLAGE-#3083	COM	14B	LMA	52,687.60	0.0	52,687.60	0	0	0.0	0	0
1997	0010	432	CHAF-WINDTREE VILLAGE-#3084	COM	14B	LMA	52,687.60	0.0	52,687.60	0	0	0.0	0	0
1997	0010	433	CHAF-WINDTREE VILLAGE-#3085	COM	14B	LMA	57,203.35	0.0	57,203.35	0	0	0.0	0	0
1997	0010	437	RPI - VOLPE - #4085	COM	14B	LMH	100,000.00	100.0	100,000.00	12	12	100.0	0	12
1997	0010	469	RPI - BRITNER - #4114	COM	14B	LMH	2,200.00	100.0	2,200.00	1	1	100.0	0	1
1997	0010	471	RPI - COMM SERV FOUND - #4061	COM	14B	LMH	26,500.00	100.0	26,500.00	4	4	100.0	0	4
1997	0010	472	RPI - LAWSON - #3068	COM	14B	LMH	8,000.00	100.0	8,000.00	1	1	100.0	0	1
1997 TOTALS: BUDGETED/UNDERWAY							0.00	0.0	0.00	0	0	0.0	0	0
COMPLETED							400,020.80	100.0	400,020.80	23	23	100.0	0	23
							400,020.80	100.0	400,020.80	23	23	100.0	0	23

PGM YEAR	PROJ ID	IDIS ACT ID	ACTIVITY NAME	STATUS	MTX NTL		Total		CDBG DRAWN AMOUNT	OCCUPIED TOTAL	UNITS L/M	% L/M	CUMULATIVE	
					CD	OBJ	EST. AMT	% CDBG					OCCUPIED OWNER	UNITS RENTER
1996	0001	321	SANDPEBBLE APARTMENTS	COM	12	LMH	474,574.00	0.0	0.00	18	18	100.0	0	18
1996	0001	360	CHAF - WTV - #3075	COM	14B	LMH	166,407.60	47.0	78,284.10	3	3	100.0	0	3
1996	0012	282	RPI - BLEVINS #2810	COM	14B	LMH	0.00		0.00	2	2	100.0	0	2
1996	0012	283	RPI - TRESH #2828	COM	14B	LMH	0.00		0.00	4	4	100.0	0	4
1996	0012	284	RPI - BELL	COM	14B	LMH	0.00		0.00	3	3	100.0	0	3
1996	0012	285	RPI - KORRAT	COM	14B	LMH	0.00		0.00	4	4	100.0	0	4
1996	0012	286	RPI - RATLIFF #2791	COM	14B	LMH	3,800.00	100.0	3,800.00	3	3	100.0	0	3

U.S. Department of Housing and Urban Development
 Office of Community Planning and Development
 Integrated Disbursement and Information System
 CDBG Housing Activities
 PINELLAS COUNTY, FL

1996	0012	287 RPI - STANG #2896	COM	14B	LMH	0.00		0.00	2	2	100.0	0	2
1996	0012	288 RPI - MICKLE #2936	COM	14B	LMH	14,000.00	100.0	14,000.00	6	6	100.0	0	6
1996	0012	289 RPI - CASSIDY #2886	COM	14B	LMH	8,000.00	100.0	8,000.00	2	2	100.0	0	2
1996	0012	290 RPI - HO #2842	COM	14B	LMH	9,200.00	100.0	9,200.00	3	3	100.0	0	3
1996	0012	291 RPI - GOO #2851	COM	14B	LMH	8,250.00	100.0	8,250.00	3	3	100.0	0	3
1996	0012	292 SUP - COVENANT FOUNDATION #2392	COM	14B	LMH	0.00		0.00	4	3	75.0	0	4
1996	0012	293 RPI - MICKLE #2781	COM	14B	LMH	32,600.00	100.0	32,600.00	5	4	80.0	0	5
1996	0012	295 RPI - POINDEXTER	COM	14B	LMH	0.00		0.00	2	2	100.0	0	2
1996	0012	296 RPI - HILBERT #2767	COM	14B	LMH	0.00		0.00	3	2	66.7	0	3
1996	0012	328 RPI - OLSEN - #2924	COM	14B	LMH	18,000.00	100.0	18,000.00	2	2	100.0	0	2
1996	0012	331 RPI - MITCHELL #2919	COM	14B	LMH	22,997.00	100.0	22,997.00	2	2	100.0	0	2
1996	0012	334 RPI - HILKERT - #3009	COM	14B	LMH	15,500.00	100.0	15,500.00	2	2	100.0	0	2
1996	0012	339 RPI -RATLIFF - #2998	COM	14B	LMH	11,287.81	100.0	11,287.81	2	2	100.0	0	2
1996	0012	342 RPI - FALZON #3088	COM	14B	LMH	8,400.00	100.0	8,400.00	3	3	100.0	0	3
1996	0012	377 RPI - JOHNSON - #2786	COM	14B	LMH	0.00		0.00	2	2	100.0	0	2
1996	0014	265 CONTRACT SVCS.-MISC SUN TRUST FEE	COM	14A	LMH	12,653.85	0.0	12,653.85	0	0	0.0	0	0
1996	0014	266 ILP - VAZQUEZ - #2967	COM	14A	LMH	2,722.50	100.0	2,722.50	1	1	100.0	0	1
1996	0014	267 LIL - YELVERTON - #2763	COM	14A	LMH	0.00		0.00	1	1	100.0	0	1
1996	0014	268 RPI - SORELLE - #2839	COM	14A	LMH	0.00		0.00	1	1	100.0	0	1
1996	0014	269 RPI - HILKERT - #2992	COM	14A	LMH	9,000.00	100.0	9,000.00	1	1	100.0	0	1
1996	0014	270 LIL - EPP - #2759	COM	14A	LMH	0.00		0.00	1	1	100.0	0	1
1996	0014	271 LIL - ROSKI - #2889	COM	14A	LMH	19,651.45	100.0	19,651.45	1	1	100.0	0	1
1996	0014	272 LIL - EVANS - #2722	COM	14A	LMH	0.00		0.00	1	1	100.0	0	1
1996	0014	273 LIL - DAVIS - #2731	COM	14A	LMH	0.00		0.00	1	1	100.0	0	1
1996	0014	274 ILP - AVERILL - #2961	COM	14A	LMH	2,750.00	100.0	2,750.00	1	1	100.0	0	1
1996	0014	275 ILP - BAYLOR - #2963	COM	14A	LMH	2,675.00	100.0	2,675.00	1	1	100.0	0	1
1996	0014	276 RPI - CAREW - #2795	COM	14A	LMH	0.00		0.00	1	1	100.0	0	1
1996	0014	277 LIL - GREEN - #1537	COM	14A	LMH	8.45	100.0	8.45	1	1	100.0	0	1
1996	0014	278 RPI - CAREW - #2794	COM	14A	LMH	0.00		0.00	1	1	100.0	0	1

U.S. Department of Housing and Urban Development
 Office of Community Planning and Development
 Integrated Disbursement and Information System
 CDBG Housing Activities
 PINELLAS COUNTY, FL

1996	0014	279 LIL - WALKER - #2788	COM	14A	LMH	0.00		0.00	1	1	100.0	0	1
1996	0014	280 RPI - VALLONE - #2814	COM	14A	LMH	0.00		0.00	1	1	100.0	0	1
1996	0014	281 LIL - ZVOSECHZ - #2897	COM	14A	LMH	0.00		0.00	1	1	100.0	0	1
1996	0014	297 PORTFOLIO MANAGEMENT	COM	14A	LMH	0.00	0.0	0.00	0	0	0.0	0	0
1996	0014	322 LIL - LODGE - #4077	COM	14A	LMH	19,410.00	100.0	19,410.00	1	1	100.0	0	1
1996	0014	323 ILP - COVENANT FOUND. - #2778	COM	14A	LMH	0.00		0.00	6	6	100.0	0	6
1996	0014	327 RPI - CAREW - #2778	COM	14A	LMH	3,000.00	100.0	3,000.00	1	1	100.0	0	1
1996	0014	333 RPI - HEABERLIN - #3033	COM	14A	LMH	9,000.00	100.0	9,000.00	1	1	100.0	0	1
1996	0014	336 ILP - FUCHS - #2991	COM	14A	LMH	2,750.00	100.0	2,750.00	1	1	100.0	0	1
1996	0014	337 ILP - RYAN - #3046	COM	14A	LMH	2,475.00	100.0	2,475.00	1	1	100.0	0	1
1996	0014	338 ILP - WONG - #3055	COM	14A	LMH	2,711.50	100.0	2,711.50	1	1	100.0	0	1
1996	0014	343 RPI - SWANSON - #3041	COM	14A	LMH	7,700.00	100.0	7,700.00	1	1	100.0	0	1
1996	0014	397 ILP - BRYANT #4047	COM	14A	LMH	776.45	100.0	776.45	1	1	100.0	0	1
1996	0014	403 ILP - WELLS - #4069	COM	14A	LMH	1,049.35	100.0	1,049.35	1	1	100.0	0	1
1996	0014	414 ILP - RYBACK - #4076	COM	14A	LMH	2,736.80	100.0	2,736.80	1	1	100.0	0	1
1996	0014	422 ILP - CAPLINGER - #4089	COM	14A	LMH	2,750.00	100.0	2,750.00	1	1	100.0	0	1
1996	0014	434 ILP - BLACK - #4124	COM	14A	LMH	2,750.00	100.0	2,750.00	1	1	100.0	0	1
1996	0014	436 ILP - BUCKLEY - #4143	COM	14A	LMH	1,613.70	100.0	1,613.70	1	1	100.0	0	1
1996	0014	456 ILP - O'BRIEN - #4156	COM	14A	LMH	2,750.00	100.0	2,750.00	1	1	100.0	0	1
1996	0014	462 ILP - STANGE - #4188	COM	14A	LMH	2,502.50	100.0	2,502.50	1	1	100.0	0	1
1996	0014	466 ILP - PASCO - #4195	COM	14A	LMH	2,750.00	100.0	2,750.00	1	1	100.0	0	1
1996	0014	468 LIL - CUSTEAD - #4154	COM	14A	LMH	4,365.15	100.0	4,365.15	1	1	100.0	0	1
1996	0014	488 ILP - SCALZO - #4275	COM	14A	LMH	722.64	100.0	722.64	1	1	100.0	0	1
1996	0014	489 LIL - CHEFAN - #4268	COM	14A	LMH	2,750.00	100.0	2,750.00	1	1	100.0	0	1
1996	0014	490 ILP - BEER - #4256	COM	14A	LMH	722.64	100.0	722.64	1	1	100.0	0	1
1996	0014	491 LIL - ZIMDARS - #4101	COM	14A	LMH	9,299.05	100.0	9,299.05	1	1	100.0	0	1
1996	0014	495 LIL - CLAUSE - #4276	COM	14A	LMH	2,750.00	100.0	2,750.00	1	1	100.0	0	1
1996	0017	356 TBCDC - HOMEOWNERSHIP OPPORTUNITY	COM	14G	LMH	105,778.49	100.0	105,778.49	5	5	100.0	0	5
1996	0018	194 HATS AIR CONDITIONING	COM	14C	LMH	160,000.00	100.0	160,000.00	65	65	100.0	0	65

U.S. Department of Housing and Urban Development
 Office of Community Planning and Development
 Integrated Disbursement and Information System
 CDBG Housing Activities
 PINELLAS COUNTY, FL

1996	TOTALS: BUDGETED/UNDERWAY	0.00	0.0	0.00	0	0	0.0	0	0
	COMPLETED	1,195,590.93	52.9	632,893.43	194	191	98.4	0	194

		1,195,590.93	52.9	632,893.43	194	191	98.4	0	194

PGM YEAR	PROJ ID	IDIS ACT ID	ACTIVITY NAME	STATUS	MTX NTL		Total			CDBG DRAWN AMOUNT	OCCUPIED TOTAL	UNITS L/M	% L/M	CUMULATIVE	
					CD	OBJ	EST. AMT	% CDBG	OCCUPIED OWNER					UNITS RENTER	
1995	0020	228	SINGLE FAMILY RESIDENTIAL REHABILITATION	COM	14A	LMH	0.00		0.00		26	26	100.0	0	26
1995	0021	181	SINGLE FAMILY REHABILITATION	COM	14A	SBA	0.00	0.0	0.00		0	0	0.0	0	0
1995	0022	229	RPI - HERBERT #2469	COM	14B	LMH	0.00		0.00		4	4	100.0	0	4
1995	0022	230	RPI - FORD #2488	COM	14B	LMH	0.00		0.00		2	2	100.0	0	2
1995	0022	232	RPI - DUFEK #2546	COM	14B	LMH	0.00		0.00		2	2	100.0	0	2
1995	0022	233	RPI - JOHNSON #2707	COM	14B	LMH	0.00		0.00		2	2	100.0	0	2
1995	0022	234	RPI - BLEVINS #2741	COM	14B	LMH	0.00		0.00		2	2	100.0	0	2
1995	0022	235	RPI - HILBERT #2704	COM	14B	LMH	0.00		0.00		2	2	100.0	0	2
1995	0022	236	RPI - HEBERT #2661	COM	14B	LMH	0.00		0.00		3	3	100.0	0	3
1995	TOTALS:		BUDGETED/UNDERWAY				0.00	0.0	0.00		0	0	0.0	0	0
			COMPLETED				0.00	0.0	0.00		43	43	100.0	0	43

							0.00	0.0	0.00		43	43	100.0	0	43

PGM YEAR	PROJ ID	IDIS ACT ID	ACTIVITY NAME	STATUS	MTX NTL		Total			CDBG DRAWN AMOUNT	OCCUPIED TOTAL	UNITS L/M	% L/M	CUMULATIVE	
					CD	OBJ	EST. AMT	% CDBG	OCCUPIED OWNER					UNITS RENTER	
1994	0002	110	Unknown	COM	14B	LMH	0.00		0.00		12	0	0.0	0	12
1994	0002	113	Unknown	COM	14B	LMH	0.00		0.00		2	0	0.0	0	2
1994	0002	114	Unknown	COM	14A	LMH	0.00		0.00		1	1	100.0	0	1
1994	0002	117	Unknown	COM	14B	LMH	0.00		0.00		2	2	100.0	0	2
1994	0002	118	Unknown	COM	14B	LMH	0.00		0.00		4	0	0.0	0	4

U.S. Department of Housing and Urban Development
 Office of Community Planning and Development
 Integrated Disbursement and Information System
 CDBG Housing Activities
 PINELLAS COUNTY, FL

1994	0002	119 COVENANT FOUNDATION SUPPORTIVE HOUSING	COM	14B	LMH	0.00		0.00	4	4	100.0	0	4
1994	0002	120 BRIDGEWORK COUNSELING CTR SUPPORTIVE HSG	COM	14B	LMH	0.00		0.00	6	6	100.0	0	6
1994	0002	122 Unknown	COM	14A	LMH	0.00	0.0	0.00	0	0	0.0	0	0
1994	0002	125 Unknown	COM	14A	LMH	0.00	0.0	0.00	0	0	0.0	0	0
1994	0002	126 Unknown	COM	14A	SBA	0.00	0.0	0.00	0	0	0.0	0	0
1994	0002	127 Unknown	COM	14A			0.0	0.00	0	0	0.0	0	0
1994	0002	132 Unknown	COM	14B	LMH	0.00		0.00	27	27	100.0	0	27
1994	0002	135 Unknown	COM	14A	LMH	0.00		0.00	1	1	100.0	0	1
1994	0002	139 TBCDC HOMEOWNERSHIP OPPORTUNITY	COM	14A	LMH	0.00		0.00	7	7	100.0	0	7
1994	0002	162 Unknown	COM	14B	LMH	0.00		0.00	7	7	100.0	0	7
1994	0002	163 RPI PROGRAM -- R.A. WILHELM	COM	14B	LMH	0.00		0.00	3	2	66.7	0	3
1994	0002	164 RPI PROGRAM - ROSENKRANZ	COM	14B	LMH	0.00		0.00	8	8	100.0	0	8
1994	0002	165 SUP HSG PROGRAM - LUTHERAN RESIDENCES	COM	14B	LMH	0.00		0.00	180	180	100.0	0	180
1994	0002	167 SUPPORTIVE HSG - ALMONY-SARITELLI	COM	14B	LMH	0.00		0.00	4	4	100.0	0	4
1994	0002	168 SUPPORTIVE HOUSING - GEORGE #2734	COM	14B	LMC	0.00		0.00	5	5	100.0	0	5
		1994 TOTALS: BUDGETED/UNDERWAY				0.00	0.0	0.00	0	0	0.0	0	0
		COMPLETED				0.00	0.0	0.00	273	254	93.0	0	273
						0.00	0.0	0.00	273	254	93.0	0	273



U.S. Department of Housing and Urban Development
 Office of Community Planning and Development
 Integrated Disbursement and Information System
 Status of HOME Activities - Entitlement
 PINELLAS COUNTY CONSORTIUM, FL

DATE: 12-10-18
 TIME: 16:34
 PAGE: 1

IDIS - PR22

Tenure Type	Activity Type	IDIS Activity	Activity Address	Activity Status	Status Date	Total Units	Home Units	Initial Funding Date	Committed Amount	Drawn Amount	PCT
Rental	NEW CONSTRUCTION	2550	4130 34th Ave S , St Petersburg FL, 33711	Open	11/26/18	0	0	10/25/16	\$1,175,000.00	\$904,576.66	76.99%
Rental	NEW CONSTRUCTION	2574	13101 Belcher Rd S , Largo FL, 33773	Open	03/07/18	0	0	04/19/17	\$775,000.00	\$739,245.84	95.39%
Homebuyer	ACQUISITION ONLY	1990	5970 21st St N , St Petersburg FL, 33714	Canceled	08/21/18	1	1	09/21/06	\$0.00	\$0.00	0.00%
Homebuyer	ACQUISITION ONLY	2616	3050 Meadow View Ave , Largo FL, 33771	Completed	04/17/18	1	1	03/06/18	\$26,000.00	\$26,000.00	100.00%
Homebuyer	ACQUISITION ONLY	2626	714 New Jersey St , Clearwater FL, 33756	Completed	09/18/18	1	1	07/06/18	\$26,000.00	\$26,000.00	100.00%
Homebuyer	ACQUISITION ONLY	2627	1036 Nolan Dr , Largo FL, 33770	Completed	09/18/18	1	1	07/06/18	\$36,000.00	\$36,000.00	100.00%
Homebuyer	ACQUISITION ONLY	2637	2845 Webley Dr , Largo FL, 33771	Completed	11/29/18	1	1	11/21/18	\$26,600.00	\$26,600.00	100.00%
Homebuyer	ACQUISITION ONLY	2639	131 Melody Ln , Largo FL, 33771	Completed	11/29/18	1	1	11/21/18	\$26,660.00	\$26,660.00	100.00%
Homeowner Rehab	REHABILITATION	2617	1318 Edmonton Dr , Clearwater FL, 33756	Completed	04/17/18	1	1	03/06/18	\$53,083.54	\$53,083.54	100.00%
Homeowner Rehab	REHABILITATION	2618	1002 16th Ave NW , Clearwater FL, 33756	Completed	04/17/18	1	1	03/06/18	\$42,549.12	\$42,549.12	100.00%
Homeowner Rehab	REHABILITATION	2625	823 Brandy Wine Dr , Largo FL, 33771	Completed	09/18/18	1	1	07/06/18	\$13,226.72	\$13,226.72	100.00%
Homeowner Rehab	REHABILITATION	2628	903 6th Ave SW , Largo FL, 33770	Completed	09/18/18	1	1	07/06/18	\$71,095.90	\$71,095.90	100.00%
Homeowner Rehab	REHABILITATION	2633	21 6th Ave SE , Largo FL, 33771	Completed	09/18/18	1	1	08/21/18	\$32,603.84	\$32,603.84	100.00%
Homeowner Rehab	REHABILITATION	2638	609 6th Ave SW , Largo FL, 33770	Completed	11/29/18	1	1	11/21/18	\$58,686.86	\$58,686.86	100.00%



U.S. Department of Housing and Urban Development
 Office of Community Planning and Development
 Integrated Disbursement and Information System
 CDBG Summary of Accomplishments
 Program Year: 2017

DATE: 12-10-18
 TIME: 16:36
 PAGE: 1

PINELLAS COUNTY

Count of CDBG Activities with Disbursements by Activity Group & Matrix Code

Activity Group	Activity Category	Open Count	Open Activities Disbursed	Completed Count	Completed Activities Disbursed	Program Year Count	Total Activities Disbursed
Acquisition	Acquisition of Real Property (01)	2	\$438,000.00	5	\$161,006.99	7	\$599,006.99
	Clearance and Demolition (04)	0	\$0.00	4	\$22,593.54	4	\$22,593.54
	Relocation (08)	0	\$0.00	3	\$8,226.00	3	\$8,226.00
	Total Acquisition	2	\$438,000.00	12	\$191,826.53	14	\$629,826.53
Housing	Rehab; Multi-Unit Residential (14B)	0	\$0.00	1	\$0.00	1	\$0.00
	Code Enforcement (15)	0	\$0.00	1	\$55,000.00	1	\$55,000.00
	Total Housing	0	\$0.00	2	\$55,000.00	2	\$55,000.00
Public Facilities and Improvements	Facility for Persons with Disabilities (03B)	0	\$0.00	3	\$29,060.00	3	\$29,060.00
	Homeless Facilities (not operating costs) (03C)	0	\$0.00	1	\$0.00	1	\$0.00
	Neighborhood Facilities (03E)	1	\$146,297.98	1	\$12,775.15	2	\$159,073.13
	Parks, Recreational Facilities (03F)	1	\$67,020.00	1	\$135.76	2	\$67,155.76
	Street Improvements (03K)	0	\$0.00	1	\$0.00	1	\$0.00
	Sidewalks (03L)	1	\$16,948.47	0	\$0.00	1	\$16,948.47
	Health Facilities (03P)	0	\$0.00	1	\$141,665.34	1	\$141,665.34
	Facilities for AIDS Patients (not operating costs) (03S)	0	\$0.00	1	\$107,269.85	1	\$107,269.85
	Other Public Improvements Not Listed in 03A-03S (03Z)	1	\$9,913.83	6	\$147,863.79	7	\$157,777.62
	Total Public Facilities and Improvements	4	\$240,180.28	15	\$438,769.89	19	\$678,950.17
Public Services	Senior Services (05A)	0	\$0.00	1	\$30,000.00	1	\$30,000.00
	Fair Housing Activities (if CDBG, then subject to 15% cap) (05J)	0	\$0.00	1	\$35,551.99	1	\$35,551.99
	Other Public Services Not Listed in 05A-05Y, 03T (05Z)	0	\$0.00	3	\$309,157.14	3	\$309,157.14
	Total Public Services	0	\$0.00	5	\$374,709.13	5	\$374,709.13
General Administration and Planning	Planning (20)	1	\$0.00	0	\$0.00	1	\$0.00
	General Program Administration (21A)	0	\$0.00	1	\$543,799.50	1	\$543,799.50
	Total General Administration and Planning	1	\$0.00	1	\$543,799.50	2	\$543,799.50
Grand Total	7	\$678,180.28	35	\$1,604,105.05	42	\$2,282,285.33	



U.S. Department of Housing and Urban Development
 Office of Community Planning and Development
 Integrated Disbursement and Information System
 CDBG Summary of Accomplishments
 Program Year: 2017

DATE: 12-10-18
 TIME: 16:36
 PAGE: 2

PINELLAS COUNTY

CDBG Sum of Actual Accomplishments by Activity Group and Accomplishment Type

Activity Group	Matrix Code	Accomplishment Type	Open Count	Completed Count	Program Year Totals
Acquisition	Acquisition of Real Property (01)	Persons	0	26,050	26,050
		Housing Units	0	7	7
	Clearance and Demolition (04)	Housing Units	0	4	4
		Relocation (08)	Households	0	3
	Total Acquisition			0	26,064
Housing	Rehab; Multi-Unit Residential (14B)	Housing Units	0	17	17
	Code Enforcement (15)	Persons	0	17,890	17,890
	Total Housing			0	17,907
Public Facilities and Improvements	Facility for Persons with Disabilities (03B)	Public Facilities	0	353	353
	Homeless Facilities (not operating costs) (03C)	Public Facilities	0	54	54
	Neighborhood Facilities (03E)	Public Facilities	8,280	3,195	11,475
	Parks, Recreational Facilities (03F)	Public Facilities	800	16,560	17,360
	Street Improvements (03K)	Persons	0	1,296	1,296
	Sidewalks (03L)	Persons	0	0	0
	Health Facilities (03P)	Public Facilities	0	1,935	1,935
	Facilities for AIDS Patients (not operating costs) (03S)	Public Facilities	0	7	7
	Other Public Improvements Not Listed in 03A-03S (03Z)	Persons	0	4,766	4,766
	Total Public Facilities and Improvements			9,080	28,166
Public Services	Senior Services (05A)	Persons	0	73	73
	Fair Housing Activities (if CDBG, then subject to 15% cap) (05J)	Persons	0	33	33
	Other Public Services Not Listed in 05A-05Y, 03T (05Z)	Persons	0	13,356	13,356
	Total Public Services			0	13,462
Grand Total			9,080	85,599	94,679



PINELLAS COUNTY

CDBG Beneficiaries by Racial / Ethnic Category

Housing-Non Housing	Race	Total Persons	Total Hispanic		Total Hispanic Households
			Persons	Total Households	
Housing	White	0	0	4	0
	Black/African American	0	0	10	0
	Other multi-racial	0	0	3	0
	Total Housing	0	0	17	0
Non Housing	White	2,803	587	5	2
	Black/African American	1,153	37	5	0
	Asian	31	2	0	0
	American Indian/Alaskan Native	10	0	0	0
	Native Hawaiian/Other Pacific Islander	9	4	0	0
	Black/African American & White	28	1	0	0
	Other multi-racial	348	110	0	0
	Total Non Housing	4,382	741	10	2
	Grand Total	4,382	741	27	2



U.S. Department of Housing and Urban Development
Office of Community Planning and Development
Integrated Disbursement and Information System
CDBG Summary of Accomplishments
Program Year: 2017

DATE: 12-10-18
TIME: 16:36
PAGE: 4

PINELLAS COUNTY

CDBG Beneficiaries by Income Category

	Income Levels	Owner Occupied	Renter Occupied	Persons
Non Housing	Extremely Low ($\leq 30\%$)	1	0	1,990
	Low ($>30\%$ and $\leq 50\%$)	6	0	412
	Mod ($>50\%$ and $\leq 80\%$)	3	0	335
	Total Low-Mod	10	0	2,737
	Non Low-Mod ($>80\%$)	0	0	177
	Total Beneficiaries	10	0	2,914



U.S. Department of Housing and Urban Development
 Office of Community Planning and Development
 Integrated Disbursement and Information System
 HOME Summary of Accomplishments

DATE: 12-10-18
 TIME: 16:37
 PAGE: 1

Program Year: 2017
 Start Date 01-Oct-2017 - End Date 30-Sep-2018
 PINELLAS COUNTY CONSORTIUM
 Home Disbursements and Unit Completions

Activity Type	Disbursed Amount	Units Completed	Units Occupied
Rentals	\$207,190.21	6	6
First Time Homebuyers	\$88,000.00	3	3
Existing Homeowners	\$212,559.12	5	5
Total, Rentals and TBRA	\$207,190.21	6	6
Total, Homebuyers and Homeowners	\$300,559.12	8	8
Grand Total	\$507,749.33	14	14

Home Unit Completions by Percent of Area Median Income

Activity Type						Units Completed	
	0% - 30%	31% - 50%	51% - 60%	61% - 80%	Total 0% - 60%	Total 0% - 80%	
Rentals	2	4	0	0	6	6	
First Time Homebuyers	0	1	1	1	2	3	
Existing Homeowners	0	1	0	4	1	5	
Total, Rentals and TBRA	2	4	0	0	6	6	
Total, Homebuyers and Homeowners	0	2	1	5	3	8	
Grand Total	2	6	1	5	9	14	

Home Unit Reported As Vacant

Activity Type	Reported as Vacant
Rentals	0
First Time Homebuyers	0
Existing Homeowners	0
Total, Rentals and TBRA	0
Total, Homebuyers and Homeowners	0
Grand Total	0



Program Year: 2017

Start Date 01-Oct-2017 - End Date 30-Sep-2018

PINELLAS COUNTY CONSORTIUM

Home Unit Completions by Racial / Ethnic Category

	Rentals		First Time Homebuyers		Existing Homeowners	
	Units Completed	Units Completed - Hispanics	Units Completed	Units Completed - Hispanics	Units Completed	Units Completed - Hispanics
White	5	1	3	0	4	0
Black/African American	1	0	0	0	1	0
Total	6	1	3	0	5	0

	Total, Rentals and TBRA		Total, Homebuyers and Homeowners		Grand Total	
	Units Completed	Units Completed - Hispanics	Units Completed	Units Completed - Hispanics	Units Completed	Units Completed - Hispanics
White	5	1	7	0	12	1
Black/African American	1	0	1	0	2	0
Total	6	1	8	0	14	1



U.S. Department of Housing and Urban Development
 Office of Community Planning and Development
 Integrated Disbursement and Information System
 PR 25 - Status of CHDO Funds by Fiscal Year Report
 PINELLAS COUNTY CONSORTIUM, FL

DATE: 12-10-18
 TIME: 16:38
 PAGE: 1

Funds Not Subgranted To CHDOS

Fiscal Year	Fund Type	Balance to Reserve
2018	CHDO RESERVE CR	\$202,401.00
Total For 2018 Funds (CR+CC+CL)		\$202,401.00
Total For 2018 Funds (CO)		\$0.00

Funds Not Subgranted To CHDOS

Fiscal Year	Fund Type	Balance to Reserve
2017	CHDO RESERVE CR	\$161,926.50
Total For 2017 Funds (CR+CC+CL)		\$161,926.50
Total For 2017 Funds (CO)		\$0.00

Funds Subgranted To CHDOS

Fiscal Year	CHDO Name	Fund Type	Amount Reserved	Amount Committed	Balance to Commit	% Committed Reserved	Amount Disbursed	% Disbursed Committed
2016	PINELLAS AFFORDABLE LIVING, INC.	CR	\$157,689.90	\$157,689.90	--	100.0%	\$0.00	0.0%
Fund Type Total for 2016		CR	\$157,689.90	\$157,689.90	\$0.00	100.0%	\$0.00	0.0%
Total For 2016 Funds (CR+CC+CL)			\$157,689.90					
Total For 2016 Funds (CO)			\$0.00					

Funds Subgranted To CHDOS

Fiscal Year	CHDO Name	Fund Type	Amount Reserved	Amount Committed	Balance to Commit	% Committed Reserved	Amount Disbursed	% Disbursed Committed
2015	PINELLAS AFFORDABLE LIVING, INC.	CR	\$146,357.00	\$146,357.00	--	100.0%	\$74,990.02	51.2%
Fund Type Total for 2015		CR	\$146,357.00	\$146,357.00	\$0.00	100.0%	\$74,990.02	51.2%
Total For 2015 Funds (CR+CC+CL)			\$146,357.00					
Total For 2015 Funds (CO)			\$0.00					



U.S. Department of Housing and Urban Development
 Office of Community Planning and Development
 Integrated Disbursement and Information System
 PR 25 - Status of CHDO Funds by Fiscal Year Report
 PINELLAS COUNTY CONSORTIUM, FL

DATE: 12-10-18
 TIME: 16:38
 PAGE: 2

Funds Subgranted To CHDOS

Fiscal Year	CHDO Name	Fund Type	Amount	Amount	Balance	%	Amount	%
			Reserved	Committed	to	Committed	Disbursed	Disbursed
2014	CONTEMPORARY HOUSING ALTERNATIVES	CR	\$159,959.10	\$159,959.10	--	100.0%	\$159,959.10	100.0%
	PINELLAS AFFORDABLE LIVING, INC.	CR	\$987.15	\$987.15	--	100.0%	\$987.15	100.0%
	Fund Type Total for 2014	CR	\$160,946.25	\$160,946.25	\$0.00	100.0%	\$160,946.25	100.0%
Total For 2014 Funds (CR+CC+CL)			\$160,946.25					
Total For 2014 Funds (CO)			\$0.00					

Funds Subgranted To CHDOS

Fiscal Year	CHDO Name	Fund Type	Amount	Amount	Balance	%	Amount	%
			Reserved	Committed	to	Committed	Disbursed	Disbursed
2013	CONTEMPORARY HOUSING ALTERNATIVES	CR	\$594,892.04	\$594,892.04	--	100.0%	\$594,892.04	100.0%
	Fund Type Total for 2013	CR	\$594,892.04	\$594,892.04	\$0.00	100.0%	\$594,892.04	100.0%
Total For 2013 Funds (CR+CC+CL)			\$594,892.04					
Total For 2013 Funds (CO)			\$0.00					

Funds Subgranted To CHDOS

Fiscal Year	CHDO Name	Fund Type	Amount	Amount	Balance	%	Amount	%
			Reserved	Committed	to	Committed	Disbursed	Disbursed
2011	CONTEMPORARY HOUSING ALTERNATIVES	CR	\$236,665.95	\$236,665.95	--	100.0%	\$236,665.95	100.0%
	Fund Type Total for 2011	CR	\$236,665.95	\$236,665.95	\$0.00	100.0%	\$236,665.95	100.0%
Total For 2011 Funds (CR+CC+CL)			\$236,665.95					
Total For 2011 Funds (CO)			\$0.00					

Funds Subgranted To CHDOS

Fiscal Year	CHDO Name	Fund Type	Amount	Amount	Balance	%	Amount	%
			Reserved	Committed	to	Committed	Disbursed	Disbursed
2010	CONTEMPORARY HOUSING ALTERNATIVES	CR	\$267,355.05	\$267,355.05	--	100.0%	\$267,355.05	100.0%
	Fund Type Total for 2010	CR	\$267,355.05	\$267,355.05	\$0.00	100.0%	\$267,355.05	100.0%
Total For 2010 Funds (CR+CC+CL)			\$267,355.05					
Total For 2010 Funds (CO)			\$0.00					



U.S. Department of Housing and Urban Development
 Office of Community Planning and Development
 Integrated Disbursement and Information System
 PR 25 - Status of CHDO Funds by Fiscal Year Report
 PINELLAS COUNTY CONSORTIUM, FL

DATE: 12-10-18
 TIME: 16:38
 PAGE: 3

Funds Subgranted To CHDOS

Fiscal Year	CHDO Name	Fund Type	Amount Reserved	Amount Committed	Balance to Commit	% Committed Reserved	Amount Disbursed	% Disbursed Committed
2009	CONTEMPORARY HOUSING ALTERNATIVES	CR	\$277,801.65	\$277,801.65	--	100.0%	\$277,801.65	100.0%
Fund Type Total for 2009			\$277,801.65	\$277,801.65	\$0.00	100.0%	\$277,801.65	100.0%
Total For 2009 Funds (CR+CC+CL)			\$277,801.65					
Total For 2009 Funds (CO)			\$0.00					

Funds Subgranted To CHDOS

Fiscal Year	CHDO Name	Fund Type	Amount Reserved	Amount Committed	Balance to Commit	% Committed Reserved	Amount Disbursed	% Disbursed Committed
2008	CONTEMPORARY HOUSING ALTERNATIVES	CR	\$245,397.15	\$245,397.15	--	100.0%	\$245,397.15	100.0%
Fund Type Total for 2008			\$245,397.15	\$245,397.15	\$0.00	100.0%	\$245,397.15	100.0%
Total For 2008 Funds (CR+CC+CL)			\$245,397.15					
Total For 2008 Funds (CO)			\$0.00					

Funds Subgranted To CHDOS

Fiscal Year	CHDO Name	Fund Type	Amount Reserved	Amount Committed	Balance to Commit	% Committed Reserved	Amount Disbursed	% Disbursed Committed
2007	CONTEMPORARY HOUSING ALTERNATIVES	CR	\$1,467,980.81	\$1,467,980.81	--	100.0%	\$1,467,980.81	100.0%
Fund Type Total for 2007			\$1,467,980.81	\$1,467,980.81	\$0.00	100.0%	\$1,467,980.81	100.0%
Total For 2007 Funds (CR+CC+CL)			\$1,467,980.81					
Total For 2007 Funds (CO)			\$0.00					

Funds Subgranted To CHDOS

Fiscal Year	CHDO Name	Fund Type	Amount Reserved	Amount Committed	Balance to Commit	% Committed Reserved	Amount Disbursed	% Disbursed Committed
2006	CONTEMPORARY HOUSING ALTERNATIVES	CR	\$256,683.90	\$256,683.90	--	100.0%	\$256,683.90	100.0%
Fund Type Total for 2006			\$256,683.90	\$256,683.90	\$0.00	100.0%	\$256,683.90	100.0%
Total For 2006 Funds (CR+CC+CL)			\$256,683.90					
Total For 2006 Funds (CO)			\$0.00					



U.S. Department of Housing and Urban Development
 Office of Community Planning and Development
 Integrated Disbursement and Information System
 PR 25 - Status of CHDO Funds by Fiscal Year Report
 PINELLAS COUNTY CONSORTIUM, FL

DATE: 12-10-18
 TIME: 16:38
 PAGE: 4

Funds Subgranted To CHDOS

Fiscal Year	CHDO Name	Fund Type	Amount Reserved	Amount Committed	Balance to Commit	% Committed Reserved	Amount Disbursed	% Disbursed Committed
2005	CONTEMPORARY HOUSING ALTERNATIVES	CR	\$318,061.23	\$318,061.23	--	100.0%	\$318,061.23	100.0%
Fund Type Total for 2005			\$318,061.23	\$318,061.23	\$0.00	100.0%	\$318,061.23	100.0%
Total For 2005 Funds (CR+CC+CL)			\$318,061.23					
Total For 2005 Funds (CO)			\$0.00					

Funds Subgranted To CHDOS

Fiscal Year	CHDO Name	Fund Type	Amount Reserved	Amount Committed	Balance to Commit	% Committed Reserved	Amount Disbursed	% Disbursed Committed
2004	CONTEMPORARY HOUSING ALTERNATIVES	CR	\$589,919.43	\$589,919.43	--	100.0%	\$589,919.43	100.0%
Fund Type Total for 2004			\$589,919.43	\$589,919.43	\$0.00	100.0%	\$589,919.43	100.0%
Total For 2004 Funds (CR+CC+CL)			\$589,919.43					
Total For 2004 Funds (CO)			\$0.00					

Funds Subgranted To CHDOS

Fiscal Year	CHDO Name	Fund Type	Amount Reserved	Amount Committed	Balance to Commit	% Committed Reserved	Amount Disbursed	% Disbursed Committed
2003	CONTEMPORARY HOUSING ALTERNATIVES	CR	\$279,384.30	\$279,384.30	--	100.0%	\$279,384.30	100.0%
Fund Type Total for 2003			\$279,384.30	\$279,384.30	\$0.00	100.0%	\$279,384.30	100.0%
Total For 2003 Funds (CR+CC+CL)			\$279,384.30					
Total For 2003 Funds (CO)			\$0.00					

Funds Subgranted To CHDOS

Fiscal Year	CHDO Name	Fund Type	Amount Reserved	Amount Committed	Balance to Commit	% Committed Reserved	Amount Disbursed	% Disbursed Committed
2002	CONTEMPORARY HOUSING ALTERNATIVES	CR	\$1,201,000.00	\$1,201,000.00	--	100.0%	\$1,201,000.00	100.0%
Fund Type Total for 2002			\$1,201,000.00	\$1,201,000.00	\$0.00	100.0%	\$1,201,000.00	100.0%
Total For 2002 Funds (CR+CC+CL)			\$1,201,000.00					
Total For 2002 Funds (CO)			\$0.00					



U.S. Department of Housing and Urban Development
 Office of Community Planning and Development
 Integrated Disbursement and Information System
 PR 25 - Status of CHDO Funds by Fiscal Year Report
 PINELLAS COUNTY CONSORTIUM, FL

DATE: 12-10-18
 TIME: 16:38
 PAGE: 5

Funds Subgranted To CHDOS

Fiscal Year	CHDO Name	Fund Type	Amount	Amount	Balance	%	Amount	%
			Reserved	Committed	to Commit	Committed Reserved	Disbursed	Disbursed Committed
2001	CONTEMPORARY HOUSING ALTERNATIVES	CR	\$272,674.58	\$272,674.58	--	100.0%	\$272,674.58	100.0%
Fund Type Total for 2001		CR	\$272,674.58	\$272,674.58	\$0.00	100.0%	\$272,674.58	100.0%
Total For 2001 Funds (CR+CC+CL)			\$272,674.58					
Total For 2001 Funds (CO)			\$0.00					

Funds Subgranted To CHDOS

Fiscal Year	CHDO Name	Fund Type	Amount	Amount	Balance	%	Amount	%
			Reserved	Committed	to Commit	Committed Reserved	Disbursed	Disbursed Committed
2000	HOMES FOR INDEPENDENCE, INC.	CR	\$307,150.00	\$307,150.00	--	100.0%	\$307,150.00	100.0%
	PINELLAS AFFORDABLE LIVING, INC.	CR	\$136,540.00	\$136,540.00	--	100.0%	\$136,540.00	100.0%
Fund Type Total for 2000		CR	\$443,690.00	\$443,690.00	\$0.00	100.0%	\$443,690.00	100.0%
Total For 2000 Funds (CR+CC+CL)			\$443,690.00					
Total For 2000 Funds (CO)			\$0.00					

Funds Subgranted To CHDOS

Fiscal Year	CHDO Name	Fund Type	Amount	Amount	Balance	%	Amount	%
			Reserved	Committed	to Commit	Committed Reserved	Disbursed	Disbursed Committed
1999	CONTEMPORARY HOUSING ALTERNATIVES	CR	\$836,104.10	\$836,104.10	--	100.0%	\$836,104.10	100.0%
Fund Type Total for 1999		CR	\$836,104.10	\$836,104.10	\$0.00	100.0%	\$836,104.10	100.0%
Total For 1999 Funds (CR+CC+CL)			\$836,104.10					
Total For 1999 Funds (CO)			\$0.00					

Funds Subgranted To CHDOS

Fiscal Year	CHDO Name	Fund Type	Amount	Amount	Balance	%	Amount	%
			Reserved	Committed	to Commit	Committed Reserved	Disbursed	Disbursed Committed
1998	CONTEMPORARY HOUSING ALTERNATIVES	CR	\$752,291.00	\$752,291.00	--	100.0%	\$752,291.00	100.0%
Fund Type Total for 1998		CR	\$752,291.00	\$752,291.00	\$0.00	100.0%	\$752,291.00	100.0%
Total For 1998 Funds (CR+CC+CL)			\$752,291.00					
Total For 1998 Funds (CO)			\$0.00					



U.S. Department of Housing and Urban Development
 Office of Community Planning and Development
 Integrated Disbursement and Information System
 PR 25 - Status of CHDO Funds by Fiscal Year Report
 PINELLAS COUNTY CONSORTIUM, FL

DATE: 12-10-18
 TIME: 16:38
 PAGE: 6

Funds Subgranted To CHDOS

Fiscal Year	CHDO Name	Fund Type	Amount Reserved	Amount Committed	Balance to Commit	% Committed Reserved	Amount Disbursed	% Disbursed Committed
1997	CONTEMPORARY HOUSING ALTERNATIVES	CR	\$189,150.00	\$189,150.00	--	100.0%	\$189,150.00	100.0%
Fund Type Total for 1997			\$189,150.00	\$189,150.00	\$0.00	100.0%	\$189,150.00	100.0%
Total For 1997 Funds (CR+CC+CL)			\$189,150.00					
Total For 1997 Funds (CO)			\$0.00					

Funds Subgranted To CHDOS

Fiscal Year	CHDO Name	Fund Type	Amount Reserved	Amount Committed	Balance to Commit	% Committed Reserved	Amount Disbursed	% Disbursed Committed
1996	CLEARWATER NEIGHBORHOOD HOUSING SERVICES, INC	CR	\$662,842.23	\$662,842.23	--	100.0%	\$662,842.23	100.0%
	CONTEMPORARY HOUSING ALTERNATIVES	CR	\$446,000.00	\$446,000.00	--	100.0%	\$446,000.00	100.0%
Fund Type Total for 1996			\$1,108,842.23	\$1,108,842.23	\$0.00	100.0%	\$1,108,842.23	100.0%
Total For 1996 Funds (CR+CC+CL)			\$1,108,842.23					
Total For 1996 Funds (CO)			\$0.00					

Funds Subgranted To CHDOS

Fiscal Year	CHDO Name	Fund Type	Amount Reserved	Amount Committed	Balance to Commit	% Committed Reserved	Amount Disbursed	% Disbursed Committed
1995	CLEARWATER NEIGHBORHOOD HOUSING SERVICES, INC	CR	\$265,000.00	\$265,000.00	--	100.0%	\$265,000.00	100.0%
Fund Type Total for 1995			\$265,000.00	\$265,000.00	\$0.00	100.0%	\$265,000.00	100.0%
Total For 1995 Funds (CR+CC+CL)			\$265,000.00					
Total For 1995 Funds (CO)			\$0.00					

Funds Subgranted To CHDOS

Fiscal Year	CHDO Name	Fund Type	Amount Reserved	Amount Committed	Balance to Commit	% Committed Reserved	Amount Disbursed	% Disbursed Committed
1994	CLEARWATER NEIGHBORHOOD HOUSING SERVICES, INC	CR	\$244,350.00	\$244,350.00	--	100.0%	\$244,350.00	100.0%
Fund Type Total for 1994			\$244,350.00	\$244,350.00	\$0.00	100.0%	\$244,350.00	100.0%
Total For 1994 Funds (CR+CC+CL)			\$244,350.00					
Total For 1994 Funds (CO)			\$0.00					



U.S. Department of Housing and Urban Development
 Office of Community Planning and Development
 Integrated Disbursement and Information System
 PR 25 - Status of CHDO Funds by Fiscal Year Report
 PINELLAS COUNTY CONSORTIUM, FL

DATE: 12-10-18
 TIME: 16:38
 PAGE: 7

Funds Subgranted To CHDOS

Fiscal Year	CHDO Name	Fund Type	Amount Reserved	Amount Committed	Balance to Commit	% Committed Reserved	Amount Disbursed	% Disbursed Committed
1993	CLEARWATER NEIGHBORHOOD HOUSING SERVICES, INC	CR	\$192,600.00	\$192,600.00	--	100.0%	\$192,600.00	100.0%
Fund Type Total for 1993		CR	\$192,600.00	\$192,600.00	\$0.00	100.0%	\$192,600.00	100.0%
Total For 1993 Funds (CR+CC+CL)			\$192,600.00					
Total For 1993 Funds (CO)			\$0.00					

Funds Subgranted To CHDOS

Fiscal Year	CHDO Name	Fund Type	Amount Reserved	Amount Committed	Balance to Commit	% Committed Reserved	Amount Disbursed	% Disbursed Committed
1992	CLEARWATER NEIGHBORHOOD HOUSING SERVICES, INC	CR	\$292,950.00	\$292,950.00	--	100.0%	\$292,950.00	100.0%
Fund Type Total for 1992		CR	\$292,950.00	\$292,950.00	\$0.00	100.0%	\$292,950.00	100.0%
Total For 1992 Funds (CR+CC+CL)			\$292,950.00					
Total For 1992 Funds (CO)			\$0.00					

Total For All Years (Subgranted to CHDOS)	\$10,797,786.57
Total For All Years (Not Subgranted to CHDOS)	\$364,327.50
Grand Total	\$11,162,114.07



U.S. Department of Housing and Urban Development
 Office of Community Planning and Development
 Integrated Disbursement and Information System
 Status of HOME Grants
 PINELLAS COUNTY CONSORTIUM

DATE: 12-10-18
 TIME: 16:39
 PAGE: 1

IDIS - PR27

Commitments from Authorized Funds

Fiscal Year	Total Authorization	Admin/CHDO OP Authorization	CR/CL/CC – Amount Committed to CHDOS	% CHDO Cmtd	SU Funds-Subgrants to Other Entities	EN Funds-PJ Committed to Activities	Total Authorized Commitments	% of Auth Cmtd
1992	\$1,953,000.00	\$0.00	\$292,950.00	15.0%	\$0.00	\$1,660,050.00	\$1,953,000.00	100.0%
1993	\$1,284,000.00	\$108,352.73	\$192,600.00	15.0%	\$332,997.44	\$650,049.83	\$1,284,000.00	100.0%
1994	\$1,629,000.00	\$23,236.48	\$244,350.00	15.0%	\$521,340.23	\$840,073.29	\$1,629,000.00	100.0%
1995	\$1,759,000.00	\$0.00	\$265,000.00	15.0%	\$0.00	\$1,494,000.00	\$1,759,000.00	100.0%
1996	\$1,768,000.00	\$0.00	\$1,108,842.23	62.7%	\$0.00	\$659,157.77	\$1,768,000.00	100.0%
1997	\$1,261,000.00	\$152,500.00	\$189,150.00	15.0%	\$0.00	\$919,350.00	\$1,261,000.00	100.0%
1998	\$1,336,000.00	\$133,600.00	\$752,291.00	56.3%	\$0.00	\$450,109.00	\$1,336,000.00	100.0%
1999	\$1,466,000.00	\$146,600.00	\$836,104.10	57.0%	\$0.00	\$483,295.90	\$1,466,000.00	100.0%
2000	\$1,541,000.00	\$188,696.62	\$443,690.00	28.7%	\$0.00	\$908,613.38	\$1,541,000.00	100.0%
2001	\$1,709,000.00	\$243,788.85	\$272,674.58	15.9%	\$0.00	\$1,192,536.57	\$1,709,000.00	100.0%
2002	\$1,702,000.00	\$228,661.26	\$1,201,000.00	70.5%	\$0.00	\$272,338.74	\$1,702,000.00	100.0%
2003	\$1,862,562.00	\$323,239.26	\$279,384.30	15.0%	\$0.00	\$1,259,938.44	\$1,862,562.00	100.0%
2004	\$2,084,691.00	\$325,518.75	\$589,919.43	28.2%	\$0.00	\$1,169,252.82	\$2,084,691.00	100.0%
2005	\$1,888,356.00	\$336,318.73	\$318,061.23	16.8%	\$0.00	\$1,233,976.04	\$1,888,356.00	100.0%
2006	\$1,748,124.00	\$327,730.57	\$256,683.90	14.6%	\$0.00	\$1,163,709.53	\$1,748,124.00	100.0%
2007	\$1,726,809.00	\$168,991.10	\$1,467,980.81	85.0%	\$0.00	\$89,837.09	\$1,726,809.00	100.0%
2008	\$1,650,889.00	\$163,598.10	\$245,397.15	14.8%	\$0.00	\$1,241,893.75	\$1,650,889.00	100.0%
2009	\$1,852,011.00	\$214,330.73	\$277,801.65	15.0%	\$0.00	\$1,359,878.62	\$1,852,011.00	100.0%
2010	\$1,782,367.00	\$242,917.21	\$267,355.05	15.0%	\$0.00	\$1,272,094.74	\$1,782,367.00	100.0%
2011	\$1,577,773.00	\$168,832.51	\$236,665.95	15.0%	\$0.00	\$1,172,274.54	\$1,577,773.00	100.0%
2012	\$1,069,063.00	\$106,906.30	\$0.00	0.0%	\$0.00	\$962,156.70	\$1,069,063.00	100.0%
2013	\$1,057,756.00	\$105,775.60	\$594,892.04	56.2%	\$0.00	\$357,088.36	\$1,057,756.00	100.0%
2014	\$1,072,975.00	\$107,297.50	\$160,946.25	15.0%	\$0.00	\$322,292.96	\$590,536.71	55.0%
2015	\$975,709.00	\$97,570.90	\$146,357.00	15.0%	\$0.00	\$129,107.44	\$373,035.34	38.2%
2016	\$1,051,266.00	\$105,126.60	\$157,689.90	15.0%	\$0.00	\$58,686.86	\$321,503.36	30.5%
2017	\$1,079,510.00	\$107,951.00	\$0.00	0.0%	\$0.00	\$18,629.62	\$126,580.62	11.7%
2018	\$1,349,340.00	\$134,934.00	\$0.00	0.0%	\$0.00	\$0.00	\$134,934.00	10.0%
Total	\$41,237,201.00	\$4,262,474.80	\$10,797,786.57	26.1%	\$854,337.67	\$21,340,391.99	\$37,254,991.03	90.3%



U.S. Department of Housing and Urban Development
 Office of Community Planning and Development
 Integrated Disbursement and Information System
 Status of HOME Grants
 PINELLAS COUNTY CONSORTIUM

DATE: 12-10-18
 TIME: 16:39
 PAGE: 2

IDIS - PR27

Program Income (PI)

Program Year	Total Receipts	Amount Suballocated to PA	Amount Committed to Activities	% Committed	Net Disbursed	Disbursed Pending Approval	Total Disbursed	% Disbursed
1992	\$0.00	N/A	\$0.00	0.0%	\$0.00	\$0.00	\$0.00	0.0%
1993	\$0.00	N/A	\$0.00	0.0%	\$0.00	\$0.00	\$0.00	0.0%
1994	\$0.00	N/A	\$0.00	0.0%	\$0.00	\$0.00	\$0.00	0.0%
1995	\$0.00	N/A	\$0.00	0.0%	\$0.00	\$0.00	\$0.00	0.0%
1996	\$688,764.45	N/A	\$688,764.45	100.0%	\$688,764.45	\$0.00	\$688,764.45	100.0%
1997	\$896,465.80	N/A	\$896,465.80	100.0%	\$896,465.80	\$0.00	\$896,465.80	100.0%
1998	\$457,827.49	N/A	\$457,827.49	100.0%	\$457,827.49	\$0.00	\$457,827.49	100.0%
1999	\$406,417.60	N/A	\$406,417.60	100.0%	\$406,417.60	\$0.00	\$406,417.60	100.0%
2000	\$626,651.23	N/A	\$626,651.23	100.0%	\$626,651.23	\$0.00	\$626,651.23	100.0%
2001	\$780,931.00	N/A	\$780,931.00	100.0%	\$780,931.00	\$0.00	\$780,931.00	100.0%
2002	\$921,228.20	N/A	\$921,228.20	100.0%	\$921,228.20	\$0.00	\$921,228.20	100.0%
2003	\$1,369,830.64	N/A	\$1,369,830.64	100.0%	\$1,369,830.64	\$0.00	\$1,369,830.64	100.0%
2004	\$1,368,346.08	N/A	\$1,368,346.08	100.0%	\$1,368,346.08	\$0.00	\$1,368,346.08	100.0%
2005	\$1,800,683.17	N/A	\$1,800,683.17	100.0%	\$1,800,683.17	\$0.00	\$1,800,683.17	100.0%
2006	\$1,667,798.22	N/A	\$1,667,798.22	100.0%	\$1,667,798.22	\$0.00	\$1,667,798.22	100.0%
2007	\$618,495.91	N/A	\$618,495.91	100.0%	\$618,495.91	\$0.00	\$618,495.91	100.0%
2008	\$446,951.56	N/A	\$446,951.56	100.0%	\$446,951.56	\$0.00	\$446,951.56	100.0%
2009	\$650,602.59	N/A	\$650,602.59	100.0%	\$650,602.59	\$0.00	\$650,602.59	100.0%
2010	\$646,805.12	N/A	\$646,805.12	100.0%	\$646,805.12	\$0.00	\$646,805.12	100.0%
2011	\$778,526.94	N/A	\$778,526.94	100.0%	\$778,526.94	\$0.00	\$778,526.94	100.0%
2012	\$768,159.26	\$75,877.87	\$692,281.39	100.0%	\$692,281.39	\$0.00	\$692,281.39	100.0%
2013	\$879,801.41	\$87,980.14	\$791,821.27	100.0%	\$791,821.27	\$0.00	\$791,821.27	100.0%
2014	\$711,261.52	\$64,484.65	\$646,776.87	100.0%	\$646,776.87	\$0.00	\$646,776.87	100.0%
2015	\$1,006,904.95	\$95,870.79	\$911,034.16	100.0%	\$911,034.16	\$0.00	\$911,034.16	100.0%
2016	\$1,279,552.30	\$127,955.23	\$1,151,597.07	100.0%	\$1,151,597.07	\$0.00	\$1,151,597.07	100.0%
2017	\$834,166.77	\$83,416.68	\$750,750.09	99.9%	\$750,750.09	\$0.00	\$750,750.09	99.9%
2018	\$0.00	\$0.00	\$0.00	0.0%	\$0.00	\$0.00	\$0.00	0.0%
Total	\$19,606,172.21	\$535,585.36	\$19,070,586.85	100.0%	\$19,070,586.85	\$0.00	\$19,070,586.85	100.0%



U.S. Department of Housing and Urban Development
 Office of Community Planning and Development
 Integrated Disbursement and Information System
 Status of HOME Grants
 PINELLAS COUNTY CONSORTIUM

DATE: 12-10-18
 TIME: 16:39
 PAGE: 3

IDIS - PR27

Program Income for Administration (PA)

Program Year	Authorized Amount	Amount Committed to Activities	% Committed	Net Disbursed	Disbursed Pending Approval	Total Disbursed	% Disbursed
2012	\$75,877.87	\$75,877.87	100.0%	\$75,877.87	\$0.00	\$75,877.87	100.0%
2013	\$87,980.14	\$87,980.14	100.0%	\$87,980.14	\$0.00	\$87,980.14	100.0%
2014	\$64,484.65	\$64,484.65	100.0%	\$64,484.65	\$0.00	\$64,484.65	100.0%
2015	\$95,870.79	\$95,870.79	100.0%	\$95,870.79	\$0.00	\$95,870.79	100.0%
2016	\$127,955.23	\$127,955.23	100.0%	\$127,955.23	\$0.00	\$127,955.23	100.0%
2017	\$83,416.68	\$83,416.68	100.0%	\$83,416.68	\$0.00	\$83,416.68	100.0%
2018	\$0.00	\$0.00	0.0%	\$0.00	\$0.00	\$0.00	0.0%
Total	\$535,585.36	\$535,585.36	100.0%	\$535,585.36	\$0.00	\$535,585.36	100.0%



U.S. Department of Housing and Urban Development
 Office of Community Planning and Development
 Integrated Disbursement and Information System
 Status of HOME Grants
 PINELLAS COUNTY CONSORTIUM

DATE: 12-10-18
 TIME: 16:39
 PAGE: 4

IDIS - PR27

Recaptured Homebuyer Funds (HP)

Program Year	Total Receipts	Amount Committed to Activities	% Committed	Net Disbursed	Disbursed Pending Approval	Total Disbursed	% Disbursed
2015	\$39,500.00	\$39,500.00	100.0%	\$39,500.00	\$0.00	\$39,500.00	100.0%
2016	\$15,000.00	\$15,000.00	100.0%	\$15,000.00	\$0.00	\$15,000.00	100.0%
2017	\$29,700.00	\$29,700.00	100.0%	\$29,700.00	\$0.00	\$29,700.00	100.0%
2018	\$0.00	\$0.00	0.0%	\$0.00	\$0.00	\$0.00	0.0%
Total	\$84,200.00	\$84,200.00	100.0%	\$84,200.00	\$0.00	\$84,200.00	100.0%



U.S. Department of Housing and Urban Development
 Office of Community Planning and Development
 Integrated Disbursement and Information System
 Status of HOME Grants
 PINELLAS COUNTY CONSORTIUM

DATE: 12-10-18
 TIME: 16:39
 PAGE: 5

IDIS - PR27

Repayments to Local Account (IU)

Program Year	Total Receipts	Amount Committed to Activities	% Committed	Net Disbursed	Disbursed Pending Approval	Total Disbursed	% Disbursed
2015	\$0.00	\$0.00	0.0%	\$0.00	\$0.00	\$0.00	0.0%
2016	\$0.00	\$0.00	0.0%	\$0.00	\$0.00	\$0.00	0.0%
2017	\$60,869.92	\$0.00	0.0%	\$0.00	\$0.00	\$0.00	0.0%
2018	\$0.00	\$0.00	0.0%	\$0.00	\$0.00	\$0.00	0.0%
Total	\$60,869.92	\$0.00	0.0%	\$0.00	\$0.00	\$0.00	0.0%



U.S. Department of Housing and Urban Development
 Office of Community Planning and Development
 Integrated Disbursement and Information System
 Status of HOME Grants
 PINELLAS COUNTY CONSORTIUM

DATE: 12-10-18
 TIME: 16:39
 PAGE: 6

IDIS - PR27

Disbursements from Treasury Account

Fiscal Year	Total Authorization	Disbursed	Returned	Net Disbursed	Disbursed Pending Approval	Total Disbursed	% Disb	Available to Disburse
1992	\$1,953,000.00	\$1,953,000.00	\$0.00	\$1,953,000.00	\$0.00	\$1,953,000.00	100.0%	\$0.00
1993	\$1,284,000.00	\$1,284,000.00	\$0.00	\$1,284,000.00	\$0.00	\$1,284,000.00	100.0%	\$0.00
1994	\$1,629,000.00	\$1,629,000.00	\$0.00	\$1,629,000.00	\$0.00	\$1,629,000.00	100.0%	\$0.00
1995	\$1,759,000.00	\$1,759,000.00	\$0.00	\$1,759,000.00	\$0.00	\$1,759,000.00	100.0%	\$0.00
1996	\$1,768,000.00	\$1,768,000.00	\$0.00	\$1,768,000.00	\$0.00	\$1,768,000.00	100.0%	\$0.00
1997	\$1,261,000.00	\$1,261,000.00	\$0.00	\$1,261,000.00	\$0.00	\$1,261,000.00	100.0%	\$0.00
1998	\$1,336,000.00	\$1,336,000.00	\$0.00	\$1,336,000.00	\$0.00	\$1,336,000.00	100.0%	\$0.00
1999	\$1,466,000.00	\$1,466,000.00	\$0.00	\$1,466,000.00	\$0.00	\$1,466,000.00	100.0%	\$0.00
2000	\$1,541,000.00	\$1,541,000.00	\$0.00	\$1,541,000.00	\$0.00	\$1,541,000.00	100.0%	\$0.00
2001	\$1,709,000.00	\$1,709,000.00	\$0.00	\$1,709,000.00	\$0.00	\$1,709,000.00	100.0%	\$0.00
2002	\$1,702,000.00	\$1,702,000.00	\$0.00	\$1,702,000.00	\$0.00	\$1,702,000.00	100.0%	\$0.00
2003	\$1,862,562.00	\$1,862,562.00	\$0.00	\$1,862,562.00	\$0.00	\$1,862,562.00	100.0%	\$0.00
2004	\$2,084,691.00	\$2,084,691.00	\$0.00	\$2,084,691.00	\$0.00	\$2,084,691.00	100.0%	\$0.00
2005	\$1,888,356.00	\$1,888,356.00	\$0.00	\$1,888,356.00	\$0.00	\$1,888,356.00	100.0%	\$0.00
2006	\$1,748,124.00	\$1,748,124.00	\$0.00	\$1,748,124.00	\$0.00	\$1,748,124.00	100.0%	\$0.00
2007	\$1,726,809.00	\$1,726,809.00	\$0.00	\$1,726,809.00	\$0.00	\$1,726,809.00	100.0%	\$0.00
2008	\$1,650,889.00	\$1,650,889.00	\$0.00	\$1,650,889.00	\$0.00	\$1,650,889.00	100.0%	\$0.00
2009	\$1,852,011.00	\$1,852,011.00	\$0.00	\$1,852,011.00	\$0.00	\$1,852,011.00	100.0%	\$0.00
2010	\$1,782,367.00	\$1,782,367.00	\$0.00	\$1,782,367.00	\$0.00	\$1,782,367.00	100.0%	\$0.00
2011	\$1,577,773.00	\$1,577,773.00	\$0.00	\$1,577,773.00	\$0.00	\$1,577,773.00	100.0%	\$0.00
2012	\$1,069,063.00	\$1,069,063.00	\$0.00	\$1,069,063.00	\$0.00	\$1,069,063.00	100.0%	\$0.00
2013	\$1,057,756.00	\$1,057,756.00	\$0.00	\$1,057,756.00	\$0.00	\$1,057,756.00	100.0%	\$0.00
2014	\$1,072,975.00	\$549,170.25	\$0.00	\$549,170.25	\$0.00	\$549,170.25	51.1%	\$523,804.75
2015	\$975,709.00	\$265,914.20	\$0.00	\$265,914.20	\$0.00	\$265,914.20	27.2%	\$709,794.80
2016	\$1,051,266.00	\$163,813.46	\$0.00	\$163,813.46	\$0.00	\$163,813.46	15.5%	\$887,452.54
2017	\$1,079,510.00	\$126,580.62	\$0.00	\$126,580.62	\$0.00	\$126,580.62	11.7%	\$952,929.38
2018	\$1,349,340.00	\$0.00	\$0.00	\$0.00	\$0.00	\$0.00	0.0%	\$1,349,340.00
Total	\$41,237,201.00	\$36,813,879.53	\$0.00	\$36,813,879.53	\$0.00	\$36,813,879.53	89.2%	\$4,423,321.47



U.S. Department of Housing and Urban Development
 Office of Community Planning and Development
 Integrated Disbursement and Information System
 Status of HOME Grants
 PINELLAS COUNTY CONSORTIUM

DATE: 12-10-18
 TIME: 16:39
 PAGE: 7

IDIS - PR27

Home Activities Commitments/Disbursements from Treasury Account

Fiscal Year	Authorized for Activities	Amount Committed to Activities	% Cmtd	Disbursed	Returned	Net Disbursed	% Net Disb	Disbursed Pending Approval	Total Disbursed	% Disb
1992	\$1,953,000.00	\$1,953,000.00	100.0%	\$1,953,000.00	\$0.00	\$1,953,000.00	100.0%	\$0.00	\$1,953,000.00	100.0%
1993	\$1,175,647.27	\$1,175,647.27	100.0%	\$1,175,647.27	\$0.00	\$1,175,647.27	100.0%	\$0.00	\$1,175,647.27	100.0%
1994	\$1,605,763.52	\$1,605,763.52	100.0%	\$1,605,763.52	\$0.00	\$1,605,763.52	100.0%	\$0.00	\$1,605,763.52	100.0%
1995	\$1,759,000.00	\$1,759,000.00	100.0%	\$1,759,000.00	\$0.00	\$1,759,000.00	100.0%	\$0.00	\$1,759,000.00	100.0%
1996	\$1,768,000.00	\$1,768,000.00	100.0%	\$1,768,000.00	\$0.00	\$1,768,000.00	100.0%	\$0.00	\$1,768,000.00	100.0%
1997	\$1,108,500.00	\$1,108,500.00	100.0%	\$1,108,500.00	\$0.00	\$1,108,500.00	100.0%	\$0.00	\$1,108,500.00	100.0%
1998	\$1,202,400.00	\$1,202,400.00	100.0%	\$1,202,400.00	\$0.00	\$1,202,400.00	100.0%	\$0.00	\$1,202,400.00	100.0%
1999	\$1,319,400.00	\$1,319,400.00	100.0%	\$1,319,400.00	\$0.00	\$1,319,400.00	100.0%	\$0.00	\$1,319,400.00	100.0%
2000	\$1,352,303.38	\$1,352,303.38	100.0%	\$1,352,303.38	\$0.00	\$1,352,303.38	100.0%	\$0.00	\$1,352,303.38	100.0%
2001	\$1,465,211.15	\$1,465,211.15	100.0%	\$1,465,211.15	\$0.00	\$1,465,211.15	100.0%	\$0.00	\$1,465,211.15	100.0%
2002	\$1,473,338.74	\$1,473,338.74	100.0%	\$1,473,338.74	\$0.00	\$1,473,338.74	100.0%	\$0.00	\$1,473,338.74	100.0%
2003	\$1,539,322.74	\$1,539,322.74	100.0%	\$1,539,322.74	\$0.00	\$1,539,322.74	100.0%	\$0.00	\$1,539,322.74	100.0%
2004	\$1,759,172.25	\$1,759,172.25	100.0%	\$1,759,172.25	\$0.00	\$1,759,172.25	100.0%	\$0.00	\$1,759,172.25	100.0%
2005	\$1,552,037.27	\$1,552,037.27	100.0%	\$1,552,037.27	\$0.00	\$1,552,037.27	100.0%	\$0.00	\$1,552,037.27	100.0%
2006	\$1,420,393.43	\$1,420,393.43	100.0%	\$1,420,393.43	\$0.00	\$1,420,393.43	100.0%	\$0.00	\$1,420,393.43	100.0%
2007	\$1,557,817.90	\$1,557,817.90	100.0%	\$1,557,817.90	\$0.00	\$1,557,817.90	100.0%	\$0.00	\$1,557,817.90	100.0%
2008	\$1,487,290.90	\$1,487,290.90	100.0%	\$1,487,290.90	\$0.00	\$1,487,290.90	100.0%	\$0.00	\$1,487,290.90	100.0%
2009	\$1,637,680.27	\$1,637,680.27	100.0%	\$1,637,680.27	\$0.00	\$1,637,680.27	100.0%	\$0.00	\$1,637,680.27	100.0%
2010	\$1,539,449.79	\$1,539,449.79	100.0%	\$1,539,449.79	\$0.00	\$1,539,449.79	100.0%	\$0.00	\$1,539,449.79	100.0%
2011	\$1,408,940.49	\$1,408,940.49	100.0%	\$1,408,940.49	\$0.00	\$1,408,940.49	100.0%	\$0.00	\$1,408,940.49	100.0%
2012	\$962,156.70	\$962,156.70	100.0%	\$962,156.70	\$0.00	\$962,156.70	100.0%	\$0.00	\$962,156.70	100.0%
2013	\$951,980.40	\$951,980.40	100.0%	\$951,980.40	\$0.00	\$951,980.40	100.0%	\$0.00	\$951,980.40	100.0%
2014	\$965,677.50	\$483,239.21	50.0%	\$441,872.75	\$0.00	\$441,872.75	45.7%	\$0.00	\$441,872.75	45.7%
2015	\$878,138.10	\$275,464.44	31.3%	\$168,343.30	\$0.00	\$168,343.30	19.1%	\$0.00	\$168,343.30	19.1%
2016	\$946,139.40	\$216,376.76	22.8%	\$58,686.86	\$0.00	\$58,686.86	6.2%	\$0.00	\$58,686.86	6.2%
2017	\$971,559.00	\$18,629.62	1.9%	\$18,629.62	\$0.00	\$18,629.62	1.9%	\$0.00	\$18,629.62	1.9%
2018	\$1,214,406.00	\$0.00	0.0%	\$0.00	\$0.00	\$0.00	0.0%	\$0.00	\$0.00	0.0%
Total	\$36,974,726.20	\$32,992,516.23	89.2%	\$32,686,338.73	\$0.00	\$32,686,338.73	88.4%	\$0.00	\$32,686,338.73	88.4%



U.S. Department of Housing and Urban Development
 Office of Community Planning and Development
 Integrated Disbursement and Information System
 Status of HOME Grants
 PINELLAS COUNTY CONSORTIUM

DATE: 12-10-18
 TIME: 16:39
 PAGE: 8

IDIS - PR27

Administrative Funds (AD)

Fiscal Year	Authorized Amount	Amount Committed	% Auth Cmtd	Balance to Commit	Total Disbursed	% Auth Disb	Available to Disburse
1992	\$0.00	\$0.00	0.0%	\$0.00	\$0.00	0.0%	\$0.00
1993	\$108,352.73	\$108,352.73	100.0%	\$0.00	\$108,352.73	100.0%	\$0.00
1994	\$23,236.48	\$23,236.48	100.0%	\$0.00	\$23,236.48	100.0%	\$0.00
1995	\$0.00	\$0.00	0.0%	\$0.00	\$0.00	0.0%	\$0.00
1996	\$0.00	\$0.00	0.0%	\$0.00	\$0.00	0.0%	\$0.00
1997	\$152,500.00	\$152,500.00	100.0%	\$0.00	\$152,500.00	100.0%	\$0.00
1998	\$133,600.00	\$133,600.00	100.0%	\$0.00	\$133,600.00	100.0%	\$0.00
1999	\$146,600.00	\$146,600.00	100.0%	\$0.00	\$146,600.00	100.0%	\$0.00
2000	\$188,696.62	\$188,696.62	100.0%	\$0.00	\$188,696.62	100.0%	\$0.00
2001	\$243,788.85	\$243,788.85	100.0%	\$0.00	\$243,788.85	100.0%	\$0.00
2002	\$228,661.26	\$228,661.26	100.0%	\$0.00	\$228,661.26	100.0%	\$0.00
2003	\$323,239.26	\$323,239.26	100.0%	\$0.00	\$323,239.26	100.0%	\$0.00
2004	\$325,518.75	\$325,518.75	100.0%	\$0.00	\$325,518.75	100.0%	\$0.00
2005	\$336,318.73	\$336,318.73	100.0%	\$0.00	\$336,318.73	100.0%	\$0.00
2006	\$327,730.57	\$327,730.57	100.0%	\$0.00	\$327,730.57	100.0%	\$0.00
2007	\$168,991.10	\$168,991.10	100.0%	\$0.00	\$168,991.10	100.0%	\$0.00
2008	\$163,598.10	\$163,598.10	100.0%	\$0.00	\$163,598.10	100.0%	\$0.00
2009	\$214,330.73	\$214,330.73	100.0%	\$0.00	\$214,330.73	100.0%	\$0.00
2010	\$242,917.21	\$242,917.21	100.0%	\$0.00	\$242,917.21	100.0%	\$0.00
2011	\$168,832.51	\$168,832.51	100.0%	\$0.00	\$168,832.51	100.0%	\$0.00
2012	\$106,906.30	\$106,906.30	100.0%	\$0.00	\$106,906.30	100.0%	\$0.00
2013	\$105,775.60	\$105,775.60	100.0%	\$0.00	\$105,775.60	100.0%	\$0.00
2014	\$107,297.50	\$107,297.50	100.0%	\$0.00	\$107,297.50	100.0%	\$0.00
2015	\$97,570.90	\$97,570.90	100.0%	\$0.00	\$97,570.90	100.0%	\$0.00
2016	\$105,126.60	\$105,126.60	100.0%	\$0.00	\$105,126.60	100.0%	\$0.00
2017	\$107,951.00	\$107,951.00	100.0%	\$0.00	\$107,951.00	100.0%	\$0.00
2018	\$134,934.00	\$0.00	0.0%	\$134,934.00	\$0.00	0.0%	\$134,934.00
Total	\$4,262,474.80	\$4,127,540.80	96.8%	\$134,934.00	\$4,127,540.80	96.8%	\$134,934.00



U.S. Department of Housing and Urban Development
 Office of Community Planning and Development
 Integrated Disbursement and Information System
 Status of HOME Grants
 PINELLAS COUNTY CONSORTIUM

DATE: 12-10-18
 TIME: 16:39
 PAGE: 9

IDIS - PR27

CHDO Operating Funds (CO)

Fiscal Year	Authorized Amount	Amount Committed	% Auth Cmtd	Balance to Commit	Total Disbursed	% Auth Disb	Available to Disburse
1992	\$0.00	\$0.00	0.0%	\$0.00	\$0.00	0.0%	\$0.00
1993	\$0.00	\$0.00	0.0%	\$0.00	\$0.00	0.0%	\$0.00
1994	\$0.00	\$0.00	0.0%	\$0.00	\$0.00	0.0%	\$0.00
1995	\$0.00	\$0.00	0.0%	\$0.00	\$0.00	0.0%	\$0.00
1996	\$0.00	\$0.00	0.0%	\$0.00	\$0.00	0.0%	\$0.00
1997	\$0.00	\$0.00	0.0%	\$0.00	\$0.00	0.0%	\$0.00
1998	\$0.00	\$0.00	0.0%	\$0.00	\$0.00	0.0%	\$0.00
1999	\$0.00	\$0.00	0.0%	\$0.00	\$0.00	0.0%	\$0.00
2000	\$0.00	\$0.00	0.0%	\$0.00	\$0.00	0.0%	\$0.00
2001	\$0.00	\$0.00	0.0%	\$0.00	\$0.00	0.0%	\$0.00
2002	\$0.00	\$0.00	0.0%	\$0.00	\$0.00	0.0%	\$0.00
2003	\$0.00	\$0.00	0.0%	\$0.00	\$0.00	0.0%	\$0.00
2004	\$0.00	\$0.00	0.0%	\$0.00	\$0.00	0.0%	\$0.00
2005	\$0.00	\$0.00	0.0%	\$0.00	\$0.00	0.0%	\$0.00
2006	\$0.00	\$0.00	0.0%	\$0.00	\$0.00	0.0%	\$0.00
2007	\$0.00	\$0.00	0.0%	\$0.00	\$0.00	0.0%	\$0.00
2008	\$0.00	\$0.00	0.0%	\$0.00	\$0.00	0.0%	\$0.00
2009	\$0.00	\$0.00	0.0%	\$0.00	\$0.00	0.0%	\$0.00
2010	\$0.00	\$0.00	0.0%	\$0.00	\$0.00	0.0%	\$0.00
2011	\$0.00	\$0.00	0.0%	\$0.00	\$0.00	0.0%	\$0.00
2012	\$0.00	\$0.00	0.0%	\$0.00	\$0.00	0.0%	\$0.00
2013	\$0.00	\$0.00	0.0%	\$0.00	\$0.00	0.0%	\$0.00
2014	\$0.00	\$0.00	0.0%	\$0.00	\$0.00	0.0%	\$0.00
2015	\$0.00	\$0.00	0.0%	\$0.00	\$0.00	0.0%	\$0.00
2016	\$0.00	\$0.00	0.0%	\$0.00	\$0.00	0.0%	\$0.00
2017	\$0.00	\$0.00	0.0%	\$0.00	\$0.00	0.0%	\$0.00
2018	\$0.00	\$0.00	0.0%	\$0.00	\$0.00	0.0%	\$0.00
Total	\$0.00	\$0.00	0.0%	\$0.00	\$0.00	0.0%	\$0.00



U.S. Department of Housing and Urban Development
 Office of Community Planning and Development
 Integrated Disbursement and Information System
 Status of HOME Grants
 PINELLAS COUNTY CONSORTIUM

DATE: 12-10-18
 TIME: 16:39
 PAGE: 10

IDIS - PR27

CHDO Funds (CR)

Fiscal Year	CHDO Requirement	Authorized Amount	Amount Suballocated to CL/CC	Amount Subgranted to CHDOS	Balance to Subgrant	Funds Committed to Activities	% Subg Cmtd	Balance to Commit	Total Disbursed	% Subg Disb	Available to Disburse
1992	\$292,950.00	\$292,950.00	\$0.00	\$292,950.00	\$0.00	\$292,950.00	100.0%	\$0.00	\$292,950.00	100.0%	\$0.00
1993	\$192,600.00	\$192,600.00	\$0.00	\$192,600.00	\$0.00	\$192,600.00	100.0%	\$0.00	\$192,600.00	100.0%	\$0.00
1994	\$244,350.00	\$244,350.00	\$0.00	\$244,350.00	\$0.00	\$244,350.00	100.0%	\$0.00	\$244,350.00	100.0%	\$0.00
1995	\$263,850.00	\$265,000.00	\$0.00	\$265,000.00	\$0.00	\$265,000.00	100.0%	\$0.00	\$265,000.00	100.0%	\$0.00
1996	\$265,200.00	\$1,108,842.23	\$0.00	\$1,108,842.23	\$0.00	\$1,108,842.23	100.0%	\$0.00	\$1,108,842.23	100.0%	\$0.00
1997	\$189,150.00	\$189,150.00	\$0.00	\$189,150.00	\$0.00	\$189,150.00	100.0%	\$0.00	\$189,150.00	100.0%	\$0.00
1998	\$200,400.00	\$752,291.00	\$0.00	\$752,291.00	\$0.00	\$752,291.00	100.0%	\$0.00	\$752,291.00	100.0%	\$0.00
1999	\$219,900.00	\$836,104.10	\$0.00	\$836,104.10	\$0.00	\$836,104.10	100.0%	\$0.00	\$836,104.10	100.0%	\$0.00
2000	\$231,150.00	\$443,690.00	\$0.00	\$443,690.00	\$0.00	\$443,690.00	100.0%	\$0.00	\$443,690.00	100.0%	\$0.00
2001	\$256,350.00	\$272,674.58	\$0.00	\$272,674.58	\$0.00	\$272,674.58	100.0%	\$0.00	\$272,674.58	100.0%	\$0.00
2002	\$255,300.00	\$1,201,000.00	\$0.00	\$1,201,000.00	\$0.00	\$1,201,000.00	100.0%	\$0.00	\$1,201,000.00	100.0%	\$0.00
2003	\$279,384.30	\$279,384.30	\$0.00	\$279,384.30	\$0.00	\$279,384.30	100.0%	\$0.00	\$279,384.30	100.0%	\$0.00
2004	\$276,767.85	\$589,919.43	\$0.00	\$589,919.43	\$0.00	\$589,919.43	100.0%	\$0.00	\$589,919.43	100.0%	\$0.00
2005	\$272,161.65	\$318,061.23	\$0.00	\$318,061.23	\$0.00	\$318,061.23	100.0%	\$0.00	\$318,061.23	100.0%	\$0.00
2006	\$256,683.90	\$256,683.90	\$0.00	\$256,683.90	\$0.00	\$256,683.90	100.0%	\$0.00	\$256,683.90	100.0%	\$0.00
2007	\$253,486.65	\$1,467,980.81	\$0.00	\$1,467,980.81	\$0.00	\$1,467,980.81	100.0%	\$0.00	\$1,467,980.81	100.0%	\$0.00
2008	\$245,397.15	\$245,397.15	\$0.00	\$245,397.15	\$0.00	\$245,397.15	100.0%	\$0.00	\$245,397.15	100.0%	\$0.00
2009	\$277,801.65	\$277,801.65	\$0.00	\$277,801.65	\$0.00	\$277,801.65	100.0%	\$0.00	\$277,801.65	100.0%	\$0.00
2010	\$267,355.05	\$267,355.05	\$0.00	\$267,355.05	\$0.00	\$267,355.05	100.0%	\$0.00	\$267,355.05	100.0%	\$0.00
2011	\$236,665.95	\$236,665.95	\$0.00	\$236,665.95	\$0.00	\$236,665.95	100.0%	\$0.00	\$236,665.95	100.0%	\$0.00
2012	\$0.00	\$0.00	\$0.00	\$0.00	\$0.00	\$0.00	0.0%	\$0.00	\$0.00	0.0%	\$0.00
2013	\$158,663.40	\$594,892.04	\$0.00	\$594,892.04	\$0.00	\$594,892.04	100.0%	\$0.00	\$594,892.04	100.0%	\$0.00
2014	\$160,946.25	\$160,946.25	\$0.00	\$160,946.25	\$0.00	\$160,946.25	100.0%	\$0.00	\$160,946.25	100.0%	\$0.00
2015	\$146,356.35	\$146,357.00	\$0.00	\$146,357.00	\$0.00	\$146,357.00	100.0%	\$0.00	\$74,990.02	51.2%	\$71,366.98
2016	\$157,689.90	\$157,689.90	\$0.00	\$157,689.90	\$0.00	\$157,689.90	100.0%	\$0.00	\$0.00	0.0%	\$157,689.90
2017	\$161,926.50	\$161,926.50	\$0.00	\$0.00	\$161,926.50	\$0.00	0.0%	\$161,926.50	\$0.00	0.0%	\$161,926.50
2018	\$202,401.00	\$202,401.00	\$0.00	\$0.00	\$202,401.00	\$0.00	0.0%	\$202,401.00	\$0.00	0.0%	\$202,401.00
Total	\$5,964,887.55	\$11,162,114.07	\$0.00	\$10,797,786.57	\$364,327.50	\$10,797,786.57	100.0%	\$364,327.50	\$10,568,729.69	97.8%	\$593,384.38



U.S. Department of Housing and Urban Development
 Office of Community Planning and Development
 Integrated Disbursement and Information System
 Status of HOME Grants
 PINELLAS COUNTY CONSORTIUM

DATE: 12-10-18
 TIME: 16:39
 PAGE: 11

IDIS - PR27

CHDO Loans (CL)

Fiscal Year	Authorized Amount	Amount Subgranted	Amount Committed	% Auth Cmtd	Balance to Commit	Total Disbursed	% Auth Disb	Available to Disburse
1992	\$0.00	\$0.00	\$0.00	0.0%	\$0.00	\$0.00	0.0%	\$0.00
1993	\$0.00	\$0.00	\$0.00	0.0%	\$0.00	\$0.00	0.0%	\$0.00
1994	\$0.00	\$0.00	\$0.00	0.0%	\$0.00	\$0.00	0.0%	\$0.00
1995	\$0.00	\$0.00	\$0.00	0.0%	\$0.00	\$0.00	0.0%	\$0.00
1996	\$0.00	\$0.00	\$0.00	0.0%	\$0.00	\$0.00	0.0%	\$0.00
1997	\$0.00	\$0.00	\$0.00	0.0%	\$0.00	\$0.00	0.0%	\$0.00
1998	\$0.00	\$0.00	\$0.00	0.0%	\$0.00	\$0.00	0.0%	\$0.00
1999	\$0.00	\$0.00	\$0.00	0.0%	\$0.00	\$0.00	0.0%	\$0.00
2000	\$0.00	\$0.00	\$0.00	0.0%	\$0.00	\$0.00	0.0%	\$0.00
2001	\$0.00	\$0.00	\$0.00	0.0%	\$0.00	\$0.00	0.0%	\$0.00
2002	\$0.00	\$0.00	\$0.00	0.0%	\$0.00	\$0.00	0.0%	\$0.00
2003	\$0.00	\$0.00	\$0.00	0.0%	\$0.00	\$0.00	0.0%	\$0.00
2004	\$0.00	\$0.00	\$0.00	0.0%	\$0.00	\$0.00	0.0%	\$0.00
2005	\$0.00	\$0.00	\$0.00	0.0%	\$0.00	\$0.00	0.0%	\$0.00
2006	\$0.00	\$0.00	\$0.00	0.0%	\$0.00	\$0.00	0.0%	\$0.00
2007	\$0.00	\$0.00	\$0.00	0.0%	\$0.00	\$0.00	0.0%	\$0.00
2008	\$0.00	\$0.00	\$0.00	0.0%	\$0.00	\$0.00	0.0%	\$0.00
2009	\$0.00	\$0.00	\$0.00	0.0%	\$0.00	\$0.00	0.0%	\$0.00
2010	\$0.00	\$0.00	\$0.00	0.0%	\$0.00	\$0.00	0.0%	\$0.00
2011	\$0.00	\$0.00	\$0.00	0.0%	\$0.00	\$0.00	0.0%	\$0.00
2012	\$0.00	\$0.00	\$0.00	0.0%	\$0.00	\$0.00	0.0%	\$0.00
2013	\$0.00	\$0.00	\$0.00	0.0%	\$0.00	\$0.00	0.0%	\$0.00
2014	\$0.00	\$0.00	\$0.00	0.0%	\$0.00	\$0.00	0.0%	\$0.00
2015	\$0.00	\$0.00	\$0.00	0.0%	\$0.00	\$0.00	0.0%	\$0.00
2016	\$0.00	\$0.00	\$0.00	0.0%	\$0.00	\$0.00	0.0%	\$0.00
2017	\$0.00	\$0.00	\$0.00	0.0%	\$0.00	\$0.00	0.0%	\$0.00
2018	\$0.00	\$0.00	\$0.00	0.0%	\$0.00	\$0.00	0.0%	\$0.00
Total	\$0.00	\$0.00	\$0.00	0.0%	\$0.00	\$0.00	0.0%	\$0.00



U.S. Department of Housing and Urban Development
 Office of Community Planning and Development
 Integrated Disbursement and Information System
 Status of HOME Grants
 PINELLAS COUNTY CONSORTIUM

DATE: 12-10-18
 TIME: 16:39
 PAGE: 12

IDIS - PR27

CHDO Capacity (CC)

Fiscal Year	Authorized Amount	Amount Subgranted	Amount Committed	% Auth Cmtd	Balance to Commit	Total Disbursed	% Auth Disb	Available to Disburse
1992	\$0.00	\$0.00	\$0.00	0.0%	\$0.00	\$0.00	0.0%	\$0.00
1993	\$0.00	\$0.00	\$0.00	0.0%	\$0.00	\$0.00	0.0%	\$0.00
1994	\$0.00	\$0.00	\$0.00	0.0%	\$0.00	\$0.00	0.0%	\$0.00
1995	\$0.00	\$0.00	\$0.00	0.0%	\$0.00	\$0.00	0.0%	\$0.00
1996	\$0.00	\$0.00	\$0.00	0.0%	\$0.00	\$0.00	0.0%	\$0.00
1997	\$0.00	\$0.00	\$0.00	0.0%	\$0.00	\$0.00	0.0%	\$0.00
1998	\$0.00	\$0.00	\$0.00	0.0%	\$0.00	\$0.00	0.0%	\$0.00
1999	\$0.00	\$0.00	\$0.00	0.0%	\$0.00	\$0.00	0.0%	\$0.00
2000	\$0.00	\$0.00	\$0.00	0.0%	\$0.00	\$0.00	0.0%	\$0.00
2001	\$0.00	\$0.00	\$0.00	0.0%	\$0.00	\$0.00	0.0%	\$0.00
2002	\$0.00	\$0.00	\$0.00	0.0%	\$0.00	\$0.00	0.0%	\$0.00
2003	\$0.00	\$0.00	\$0.00	0.0%	\$0.00	\$0.00	0.0%	\$0.00
2004	\$0.00	\$0.00	\$0.00	0.0%	\$0.00	\$0.00	0.0%	\$0.00
2005	\$0.00	\$0.00	\$0.00	0.0%	\$0.00	\$0.00	0.0%	\$0.00
2006	\$0.00	\$0.00	\$0.00	0.0%	\$0.00	\$0.00	0.0%	\$0.00
2007	\$0.00	\$0.00	\$0.00	0.0%	\$0.00	\$0.00	0.0%	\$0.00
2008	\$0.00	\$0.00	\$0.00	0.0%	\$0.00	\$0.00	0.0%	\$0.00
2009	\$0.00	\$0.00	\$0.00	0.0%	\$0.00	\$0.00	0.0%	\$0.00
2010	\$0.00	\$0.00	\$0.00	0.0%	\$0.00	\$0.00	0.0%	\$0.00
2011	\$0.00	\$0.00	\$0.00	0.0%	\$0.00	\$0.00	0.0%	\$0.00
2012	\$0.00	\$0.00	\$0.00	0.0%	\$0.00	\$0.00	0.0%	\$0.00
2013	\$0.00	\$0.00	\$0.00	0.0%	\$0.00	\$0.00	0.0%	\$0.00
2014	\$0.00	\$0.00	\$0.00	0.0%	\$0.00	\$0.00	0.0%	\$0.00
2015	\$0.00	\$0.00	\$0.00	0.0%	\$0.00	\$0.00	0.0%	\$0.00
2016	\$0.00	\$0.00	\$0.00	0.0%	\$0.00	\$0.00	0.0%	\$0.00
2017	\$0.00	\$0.00	\$0.00	0.0%	\$0.00	\$0.00	0.0%	\$0.00
2018	\$0.00	\$0.00	\$0.00	0.0%	\$0.00	\$0.00	0.0%	\$0.00
Total	\$0.00	\$0.00	\$0.00	0.0%	\$0.00	\$0.00	0.0%	\$0.00



U.S. Department of Housing and Urban Development
 Office of Community Planning and Development
 Integrated Disbursement and Information System
 Status of HOME Grants
 PINELLAS COUNTY CONSORTIUM

DATE: 12-10-18
 TIME: 16:39
 PAGE: 13

IDIS - PR27

Reservations to State Recipients and Sub-recipients (SU)

Fiscal Year	Authorized Amount	Amount Subgranted to Other Entities	Amount Committed	% Auth Cmtd	Balance to Commit	Total Disbursed	% Auth Disb	Available to Disburse
1992	\$0.00	\$0.00	\$0.00	0.0%	\$0.00	\$0.00	0.0%	\$0.00
1993	\$332,997.44	\$332,997.44	\$332,997.44	100.0%	\$0.00	\$332,997.44	100.0%	\$0.00
1994	\$521,340.23	\$521,340.23	\$521,340.23	100.0%	\$0.00	\$521,340.23	100.0%	\$0.00
1995	\$0.00	\$0.00	\$0.00	0.0%	\$0.00	\$0.00	0.0%	\$0.00
1996	\$0.00	\$0.00	\$0.00	0.0%	\$0.00	\$0.00	0.0%	\$0.00
1997	\$0.00	\$0.00	\$0.00	0.0%	\$0.00	\$0.00	0.0%	\$0.00
1998	\$0.00	\$0.00	\$0.00	0.0%	\$0.00	\$0.00	0.0%	\$0.00
1999	\$0.00	\$0.00	\$0.00	0.0%	\$0.00	\$0.00	0.0%	\$0.00
2000	\$0.00	\$0.00	\$0.00	0.0%	\$0.00	\$0.00	0.0%	\$0.00
2001	\$0.00	\$0.00	\$0.00	0.0%	\$0.00	\$0.00	0.0%	\$0.00
2002	\$0.00	\$0.00	\$0.00	0.0%	\$0.00	\$0.00	0.0%	\$0.00
2003	\$0.00	\$0.00	\$0.00	0.0%	\$0.00	\$0.00	0.0%	\$0.00
2004	\$0.00	\$0.00	\$0.00	0.0%	\$0.00	\$0.00	0.0%	\$0.00
2005	\$0.00	\$0.00	\$0.00	0.0%	\$0.00	\$0.00	0.0%	\$0.00
2006	\$0.00	\$0.00	\$0.00	0.0%	\$0.00	\$0.00	0.0%	\$0.00
2007	\$0.00	\$0.00	\$0.00	0.0%	\$0.00	\$0.00	0.0%	\$0.00
2008	\$0.00	\$0.00	\$0.00	0.0%	\$0.00	\$0.00	0.0%	\$0.00
2009	\$0.00	\$0.00	\$0.00	0.0%	\$0.00	\$0.00	0.0%	\$0.00
2010	\$0.00	\$0.00	\$0.00	0.0%	\$0.00	\$0.00	0.0%	\$0.00
2011	\$0.00	\$0.00	\$0.00	0.0%	\$0.00	\$0.00	0.0%	\$0.00
2012	\$0.00	\$0.00	\$0.00	0.0%	\$0.00	\$0.00	0.0%	\$0.00
2013	\$0.00	\$0.00	\$0.00	0.0%	\$0.00	\$0.00	0.0%	\$0.00
2014	\$0.00	\$0.00	\$0.00	0.0%	\$0.00	\$0.00	0.0%	\$0.00
2015	\$0.00	\$0.00	\$0.00	0.0%	\$0.00	\$0.00	0.0%	\$0.00
2016	\$0.00	\$0.00	\$0.00	0.0%	\$0.00	\$0.00	0.0%	\$0.00
2017	\$0.00	\$0.00	\$0.00	0.0%	\$0.00	\$0.00	0.0%	\$0.00
2018	\$0.00	\$0.00	\$0.00	0.0%	\$0.00	\$0.00	0.0%	\$0.00
Total	\$854,337.67	\$854,337.67	\$854,337.67	100.0%	\$0.00	\$854,337.67	100.0%	\$0.00



U.S. Department of Housing and Urban Development
 Office of Community Planning and Development
 Integrated Disbursement and Information System
 Status of HOME Grants
 PINELLAS COUNTY CONSORTIUM

DATE: 12-10-18
 TIME: 16:39
 PAGE: 14

IDIS - PR27

Total Program Funds

Fiscal Year	Total Authorization	Local Account Funds	Committed Amount	Net Disbursed for Activities	Net Disbursed for Admin/CHDO OP	Net Disbursed	Disbursed Pending Approval	Total Disbursed	Available to Disburse
1992	\$1,953,000.00	\$0.00	\$1,953,000.00	\$1,953,000.00	\$0.00	\$1,953,000.00	\$0.00	\$1,953,000.00	\$0.00
1993	\$1,284,000.00	\$0.00	\$1,175,647.27	\$1,175,647.27	\$108,352.73	\$1,284,000.00	\$0.00	\$1,284,000.00	\$0.00
1994	\$1,629,000.00	\$0.00	\$1,605,763.52	\$1,605,763.52	\$23,236.48	\$1,629,000.00	\$0.00	\$1,629,000.00	\$0.00
1995	\$1,759,000.00	\$0.00	\$1,759,000.00	\$1,759,000.00	\$0.00	\$1,759,000.00	\$0.00	\$1,759,000.00	\$0.00
1996	\$1,768,000.00	\$688,764.45	\$2,456,764.45	\$2,456,764.45	\$0.00	\$2,456,764.45	\$0.00	\$2,456,764.45	\$0.00
1997	\$1,261,000.00	\$896,465.80	\$2,004,965.80	\$2,004,965.80	\$152,500.00	\$2,157,465.80	\$0.00	\$2,157,465.80	\$0.00
1998	\$1,336,000.00	\$457,827.49	\$1,660,227.49	\$1,660,227.49	\$133,600.00	\$1,793,827.49	\$0.00	\$1,793,827.49	\$0.00
1999	\$1,466,000.00	\$406,417.60	\$1,725,817.60	\$1,725,817.60	\$146,600.00	\$1,872,417.60	\$0.00	\$1,872,417.60	\$0.00
2000	\$1,541,000.00	\$626,651.23	\$1,978,954.61	\$1,978,954.61	\$188,696.62	\$2,167,651.23	\$0.00	\$2,167,651.23	\$0.00
2001	\$1,709,000.00	\$780,931.00	\$2,246,142.15	\$2,246,142.15	\$243,788.85	\$2,489,931.00	\$0.00	\$2,489,931.00	\$0.00
2002	\$1,702,000.00	\$921,228.20	\$2,394,566.94	\$2,394,566.94	\$228,661.26	\$2,623,228.20	\$0.00	\$2,623,228.20	\$0.00
2003	\$1,862,562.00	\$1,369,830.64	\$2,909,153.38	\$2,909,153.38	\$323,239.26	\$3,232,392.64	\$0.00	\$3,232,392.64	\$0.00
2004	\$2,084,691.00	\$1,368,346.08	\$3,127,518.33	\$3,127,518.33	\$325,518.75	\$3,453,037.08	\$0.00	\$3,453,037.08	\$0.00
2005	\$1,888,356.00	\$1,800,683.17	\$3,352,720.44	\$3,352,720.44	\$336,318.73	\$3,689,039.17	\$0.00	\$3,689,039.17	\$0.00
2006	\$1,748,124.00	\$1,667,798.22	\$3,088,191.65	\$3,088,191.65	\$327,730.57	\$3,415,922.22	\$0.00	\$3,415,922.22	\$0.00
2007	\$1,726,809.00	\$618,495.91	\$2,176,313.81	\$2,176,313.81	\$168,991.10	\$2,345,304.91	\$0.00	\$2,345,304.91	\$0.00
2008	\$1,650,889.00	\$446,951.56	\$1,934,242.46	\$1,934,242.46	\$163,598.10	\$2,097,840.56	\$0.00	\$2,097,840.56	\$0.00
2009	\$1,852,011.00	\$650,602.59	\$2,288,282.86	\$2,288,282.86	\$214,330.73	\$2,502,613.59	\$0.00	\$2,502,613.59	\$0.00
2010	\$1,782,367.00	\$646,805.12	\$2,186,254.91	\$2,186,254.91	\$242,917.21	\$2,429,172.12	\$0.00	\$2,429,172.12	\$0.00
2011	\$1,577,773.00	\$778,526.94	\$2,187,467.43	\$2,187,467.43	\$168,832.51	\$2,356,299.94	\$0.00	\$2,356,299.94	\$0.00
2012	\$1,069,063.00	\$768,159.26	\$1,730,315.96	\$1,730,315.96	\$106,906.30	\$1,837,222.26	\$0.00	\$1,837,222.26	\$0.00
2013	\$1,057,756.00	\$879,801.41	\$1,831,781.81	\$1,831,781.81	\$105,775.60	\$1,937,557.41	\$0.00	\$1,937,557.41	\$0.00
2014	\$1,072,975.00	\$711,261.52	\$1,194,500.73	\$1,153,134.27	\$107,297.50	\$1,260,431.77	\$0.00	\$1,260,431.77	\$523,804.75
2015	\$975,709.00	\$1,046,404.95	\$1,321,869.39	\$1,214,748.25	\$97,570.90	\$1,312,319.15	\$0.00	\$1,312,319.15	\$709,794.80
2016	\$1,051,266.00	\$1,294,552.30	\$1,510,929.06	\$1,353,239.16	\$105,126.60	\$1,458,365.76	\$0.00	\$1,458,365.76	\$887,452.54
2017	\$1,079,510.00	\$924,736.69	\$882,496.39	\$882,496.39	\$107,951.00	\$990,447.39	\$0.00	\$990,447.39	\$1,013,799.30
2018	\$1,349,340.00	\$0.00	\$0.00	\$0.00	\$0.00	\$0.00	\$0.00	\$0.00	\$1,349,340.00
Total	\$41,237,201.00	\$19,751,242.13	\$52,682,888.44	\$52,376,710.94	\$4,127,540.80	\$56,504,251.74	\$0.00	\$56,504,251.74	\$4,484,191.39



U.S. Department of Housing and Urban Development
 Office of Community Planning and Development
 Integrated Disbursement and Information System
 Status of HOME Grants
 PINELLAS COUNTY CONSORTIUM

DATE: 12-10-18
 TIME: 16:39
 PAGE: 15

IDIS - PR27

Total Program Percent

Fiscal Year	Total Authorization	Local Account Funds	% Committed for Activities	% Disb for Activities	% Disb for Admin/CHDO OP	% Net Disbursed	% Disbursed Pending Approval	% Total Disbursed	% Available to Disburse
1992	\$1,953,000.00	\$0.00	100.0%	100.0%	0.0%	100.0%	0.0%	100.0%	0.0%
1993	\$1,284,000.00	\$0.00	91.5%	91.5%	8.4%	100.0%	0.0%	100.0%	0.0%
1994	\$1,629,000.00	\$0.00	98.5%	98.5%	1.4%	100.0%	0.0%	100.0%	0.0%
1995	\$1,759,000.00	\$0.00	100.0%	100.0%	0.0%	100.0%	0.0%	100.0%	0.0%
1996	\$1,768,000.00	\$688,764.45	100.0%	100.0%	0.0%	100.0%	0.0%	100.0%	0.0%
1997	\$1,261,000.00	\$896,465.80	92.9%	92.9%	12.0%	100.0%	0.0%	100.0%	0.0%
1998	\$1,336,000.00	\$457,827.49	92.5%	92.5%	10.0%	100.0%	0.0%	100.0%	0.0%
1999	\$1,466,000.00	\$406,417.60	92.1%	92.1%	10.0%	100.0%	0.0%	100.0%	0.0%
2000	\$1,541,000.00	\$626,651.23	91.2%	91.2%	12.2%	100.0%	0.0%	100.0%	0.0%
2001	\$1,709,000.00	\$780,931.00	90.2%	90.2%	14.2%	100.0%	0.0%	100.0%	0.0%
2002	\$1,702,000.00	\$921,228.20	91.2%	91.2%	13.4%	100.0%	0.0%	100.0%	0.0%
2003	\$1,862,562.00	\$1,369,830.64	90.0%	90.0%	17.3%	100.0%	0.0%	100.0%	0.0%
2004	\$2,084,691.00	\$1,368,346.08	90.5%	90.5%	15.6%	100.0%	0.0%	100.0%	0.0%
2005	\$1,888,356.00	\$1,800,683.17	90.8%	90.8%	17.8%	100.0%	0.0%	100.0%	0.0%
2006	\$1,748,124.00	\$1,667,798.22	90.4%	90.4%	18.7%	100.0%	0.0%	100.0%	0.0%
2007	\$1,726,809.00	\$618,495.91	92.7%	92.7%	9.7%	100.0%	0.0%	100.0%	0.0%
2008	\$1,650,889.00	\$446,951.56	92.2%	92.2%	9.9%	100.0%	0.0%	100.0%	0.0%
2009	\$1,852,011.00	\$650,602.59	91.4%	91.4%	11.5%	100.0%	0.0%	100.0%	0.0%
2010	\$1,782,367.00	\$646,805.12	90.0%	90.0%	13.6%	100.0%	0.0%	100.0%	0.0%
2011	\$1,577,773.00	\$778,526.94	92.8%	92.8%	10.7%	100.0%	0.0%	100.0%	0.0%
2012	\$1,069,063.00	\$768,159.26	94.1%	94.1%	10.0%	100.0%	0.0%	100.0%	0.0%
2013	\$1,057,756.00	\$879,801.41	94.5%	94.5%	10.0%	100.0%	0.0%	100.0%	0.0%
2014	\$1,072,975.00	\$711,261.52	66.9%	64.6%	10.0%	70.6%	0.0%	70.6%	29.3%
2015	\$975,709.00	\$1,046,404.95	65.3%	60.0%	9.9%	64.8%	0.0%	64.8%	35.1%
2016	\$1,051,266.00	\$1,294,552.30	64.4%	57.6%	10.0%	62.1%	0.0%	62.1%	37.8%
2017	\$1,079,510.00	\$924,736.69	44.0%	44.0%	10.0%	49.4%	0.0%	49.4%	50.5%
2018	\$1,349,340.00	\$0.00	0.0%	0.0%	0.0%	0.0%	0.0%	0.0%	100.0%
Total	\$41,237,201.00	\$19,751,242.13	86.3%	85.8%	10.0%	92.6%	0.0%	92.6%	7.3%



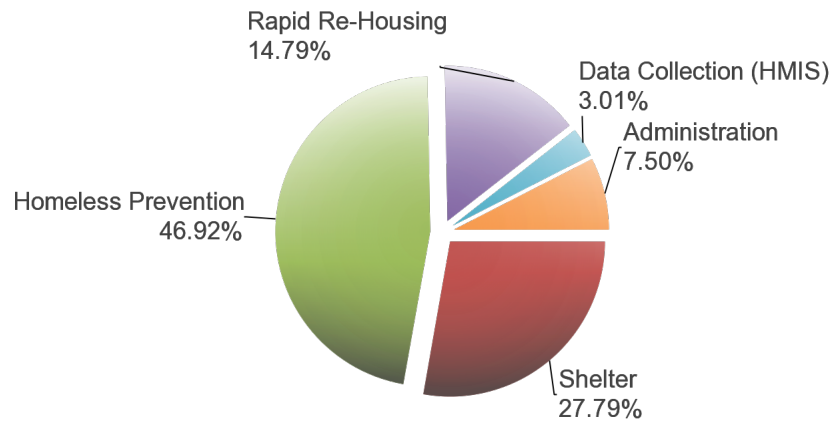
ESG Program Level Summary

Grant Number	Total Grant Amount	Total Funds Committed	Total Funds Available to Commit	% of Grant Funds Not Committed	Grant Funds Drawn	% of Grant Funds Drawn	Available to Draw	% Remaining to Draw
E15UC120005	\$215,925.00	\$215,925.00	\$0.00	0.00%	\$215,925.00	100.00%	\$0.00	0.00%

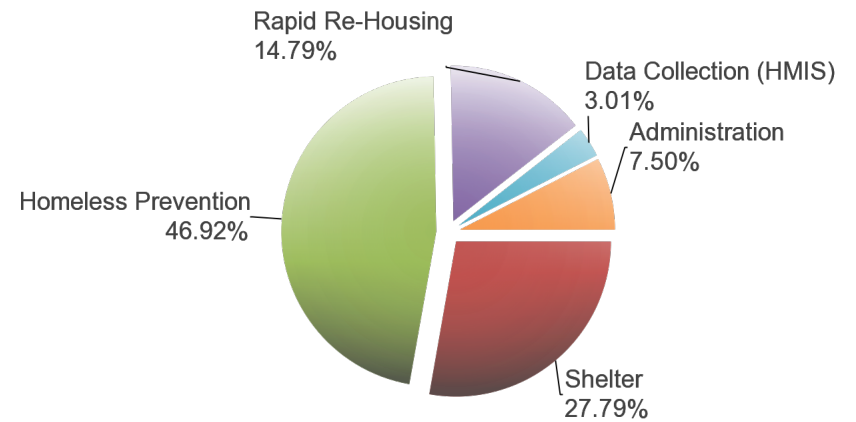
ESG Program Components

Activity Type	Total Committed to Activities	% of Grant Committed	Drawn Amount	% of Grant Drawn
Street Outreach	\$0.00	0.00%	\$0.00	0.00%
Shelter	\$60,000.00	27.79%	\$60,000.00	27.79%
Homeless Prevention	\$101,304.57	46.92%	\$101,304.57	46.92%
Rapid Re-Housing	\$31,926.43	14.79%	\$31,926.43	14.79%
Data Collection (HMIS)	\$6,500.00	3.01%	\$6,500.00	3.01%
Administration	\$16,194.00	7.50%	\$16,194.00	7.50%
Funds Not Committed	\$0.00	0.00%	\$0.00	0.00%
Funds Remaining to Draw	\$0.00	0.00%	\$0.00	0.00%
Total	\$215,925.00	100.00%	\$215,925.00	100.00%

Funds Committed



Funds Drawn



■ Street Outreach ■ Shelter ■ Homeless Prevention ■ Rapid Re-Housing
■ Data Collection (HMIS) ■ Administration ■ Funds Not Committed ■ Funds Remaining to Draw

■ Street Outreach ■ Shelter ■ Homeless Prevention ■ Rapid Re-Housing
■ Data Collection (HMIS) ■ Administration ■ Funds Not Committed ■ Funds Remaining to Draw



U.S. Department of Housing and Urban Development
 Office of Community Planning and Development
 Integrated Disbursement and Information System
 PR91 - ESG Financial Summary
 PINELLAS COUNTY, FL
 2015

DATE: 12-10-18
 TIME: 16:46
 PAGE: 22

24-Month Grant Expenditure Deadline

All of the recipient's grant must be expended for eligible activity costs within 24 months after the date HUD signs the grant agreement with the recipient. Expenditure means either an actual cash disbursement for a direct charge for a good or service or an indirect cost or the accrual of a direct charge for a good or service or an indirect cost. This report uses draws in IDIS to measure expenditures. HUD allocated Fiscal Year 2011 ESG funds in two allocations. For FY2011, this Obligation Date is the date of the first allocation. This report does not list the Obligation Date, does not calculate the Expenditure Deadline, and does not track the Days Remaining for the FY 2011 second allocation.

Grant Amount: \$215,925.00

Grant Number	Draws to Date	HUD Obligation Date	Expenditure Deadline	Days Remaining to Meet Requirement Date	Expenditures Required
E15UC120005	\$215,925.00	11/04/2015	11/04/2017	(400)	\$0.00

60% Cap on Emergency Shelter and Street Outreach

The cap refers to the total amount of the recipient's fiscal year grant, allowed for emergency shelter and street outreach activities, is capped at 60 percent. This amount cannot exceed the greater of: (1) 60% of the overall grant for the year; or, (2) the amount of Fiscal Year 2010 ESG funds committed for homeless assistance activities.

Amount Committed to Shelter	Amount Committed to Street Outreach	Total Amount Committed to Shelter and Street Outreach	% Committed to Shelter and Street Outreach	2010 Funds Committed to Homeless Assistance Activities	Total Drawn for Shelter and Street Outreach	% Drawn for Shelter and Street Outreach
\$60,000.00	\$0.00	\$60,000.00	27.79%	\$125,101.00	\$60,000.00	27.79%

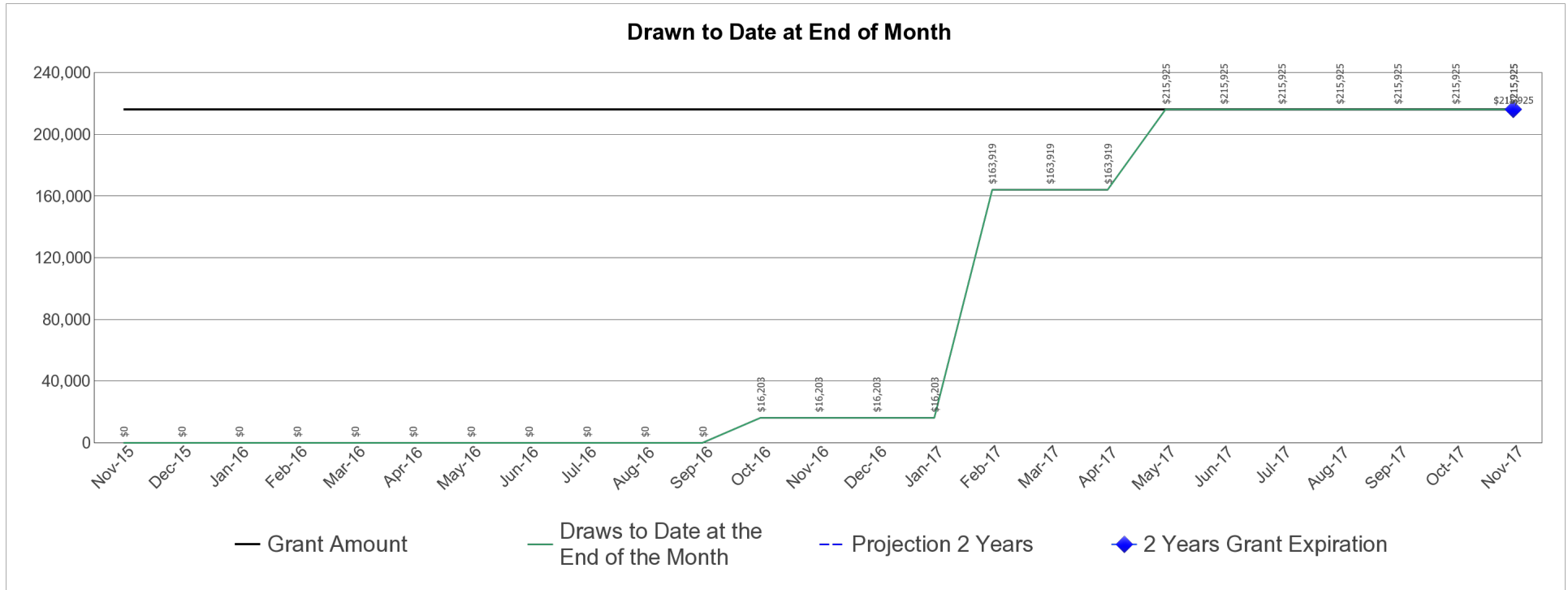


U.S. Department of Housing and Urban Development
 Office of Community Planning and Development
 Integrated Disbursement and Information System
 PR91 - ESG Financial Summary
 PINELLAS COUNTY, FL
 2015

DATE: 12-10-18
 TIME: 16:46
 PAGE: 23

ESG Draws By Month (at the total grant level):

Grant Amount: 215,925.00



ESG Draws By Quarter (at the total grant level):

Quarter End Date	Draws for the Quarter	Draws to Date at the End of the Quarter	% Drawn for the Quarter	% Drawn to Date at End of Quarter
12/31/2015	\$0.00	\$0.00	0.00%	0.00%
03/31/2016	\$0.00	\$0.00	0.00%	0.00%
06/30/2016	\$0.00	\$0.00	0.00%	0.00%
09/30/2016	\$0.00	\$0.00	0.00%	0.00%
12/31/2016	\$16,203.33	\$16,203.33	7.50%	7.50%
03/31/2017	\$147,716.01	\$163,919.34	68.41%	75.91%
06/30/2017	\$52,005.66	\$215,925.00	24.09%	100.00%
09/30/2017	\$0.00	\$215,925.00	0.00%	100.00%
12/31/2017	\$0.00	\$215,925.00	0.00%	100.00%



U.S. Department of Housing and Urban Development
Office of Community Planning and Development
Integrated Disbursement and Information System
PR91 - ESG Financial Summary
PINELLAS COUNTY, FL
2015

DATE: 12-10-18
TIME: 16:46
PAGE: 24

ESG Subrecipient Commitments and Draws by Activity Category :

Subrecipient	Activity Type	Committed	Drawn
PINELLAS COUNTY	Shelter	\$60,000.00	\$60,000.00
	Homeless Prevention	\$101,304.57	\$101,304.57
	Rapid Re-Housing	\$31,926.43	\$31,926.43
	Data Collection (HMIS)	\$6,500.00	\$6,500.00
	Administration	\$16,194.00	\$16,194.00
	Total	\$215,925.00	\$215,925.00
	Total Remaining to be Drawn		\$0.00
	Percentage Remaining to be Drawn		0.00%



U.S. Department of Housing and Urban Development
Office of Community Planning and Development
Integrated Disbursement and Information System
PR91 - ESG Financial Summary
PINELLAS COUNTY, FL
2015

DATE: 12-10-18
TIME: 16:46
PAGE: 25

ESG Subrecipients by Activity Category

Activity Type	Subrecipient
Shelter	PINELLAS COUNTY
Homeless Prevention	PINELLAS COUNTY
Rapid Re-Housing	PINELLAS COUNTY
Data Collection (HMIS)	PINELLAS COUNTY
Administration	PINELLAS COUNTY



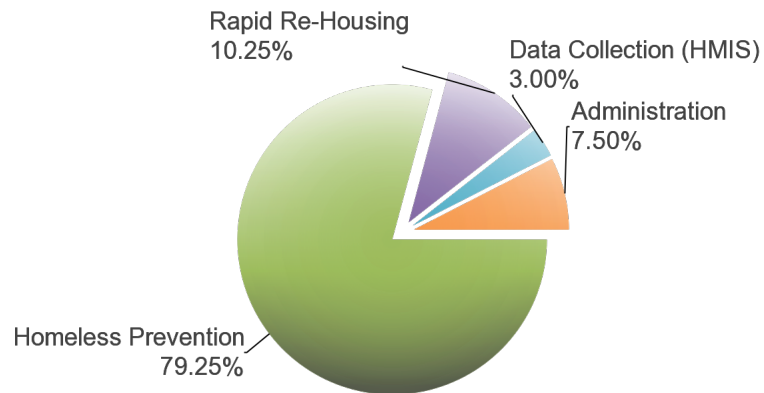
ESG Program Level Summary

Grant Number	Total Grant Amount	Total Funds Committed	Total Funds Available to Commit	% of Grant Funds Not Committed	Grant Funds Drawn	% of Grant Funds Drawn	Available to Draw	% Remaining to Draw
E16UC120005	\$216,740.00	\$216,740.00	\$0.00	0.00%	\$216,740.00	100.00%	\$0.00	0.00%

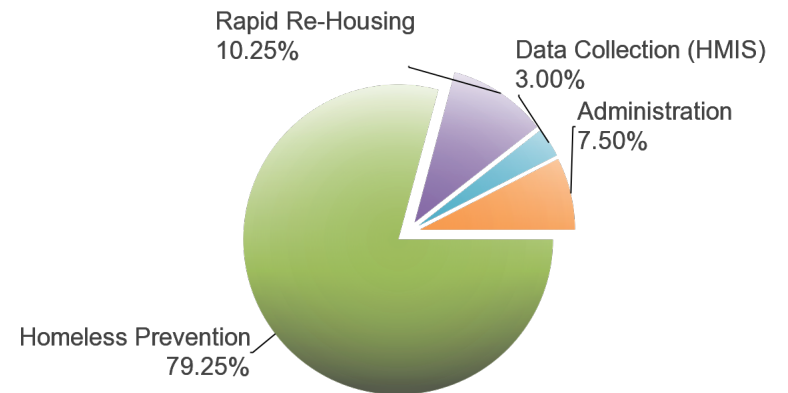
ESG Program Components

Activity Type	Total Committed to Activities	% of Grant Committed	Drawn Amount	% of Grant Drawn
Street Outreach	\$0.00	0.00%	\$0.00	0.00%
Shelter	\$0.00	0.00%	\$0.00	0.00%
Homeless Prevention	\$171,760.02	79.25%	\$171,760.02	79.25%
Rapid Re-Housing	\$22,224.48	10.25%	\$22,224.48	10.25%
Data Collection (HMIS)	\$6,500.00	3.00%	\$6,500.00	3.00%
Administration	\$16,255.50	7.50%	\$16,255.50	7.50%
Funds Not Committed	\$0.00	0.00%	\$0.00	0.00%
Funds Remaining to Draw	\$0.00	0.00%	\$0.00	0.00%
Total	\$216,740.00	100.00%	\$216,740.00	100.00%

Funds Committed



Funds Drawn



■ Street Outreach
 ■ Shelter
 ■ Homeless Prevention
 ■ Rapid Re-Housing
■ Data Collection (HMIS)
 ■ Administration
 ■ Funds Not Committed
 ■ Funds Remaining to Draw

■ Street Outreach
 ■ Shelter
 ■ Homeless Prevention
 ■ Rapid Re-Housing
■ Data Collection (HMIS)
 ■ Administration
 ■ Funds Not Committed
 ■ Funds Remaining to Draw



U.S. Department of Housing and Urban Development
 Office of Community Planning and Development
 Integrated Disbursement and Information System
 PR91 - ESG Financial Summary
 PINELLAS COUNTY, FL
 2016

DATE: 12-10-18
 TIME: 16:46
 PAGE: 27

24-Month Grant Expenditure Deadline

All of the recipient's grant must be expended for eligible activity costs within 24 months after the date HUD signs the grant agreement with the recipient. Expenditure means either an actual cash disbursement for a direct charge for a good or service or an indirect cost or the accrual of a direct charge for a good or service or an indirect cost. This report uses draws in IDIS to measure expenditures. HUD allocated Fiscal Year 2011 ESG funds in two allocations. For FY2011, this Obligation Date is the date of the first allocation. This report does not list the Obligation Date, does not calculate the Expenditure Deadline, and does not track the Days Remaining for the FY 2011 second allocation.

Grant Amount: \$216,740.00

Grant Number	Draws to Date	HUD Obligation Date	Expenditure Deadline	Days Remaining to Meet Requirement Date	Expenditures Required
E16UC120005	\$216,740.00	11/03/2016	11/03/2018	(36)	\$0.00

60% Cap on Emergency Shelter and Street Outreach

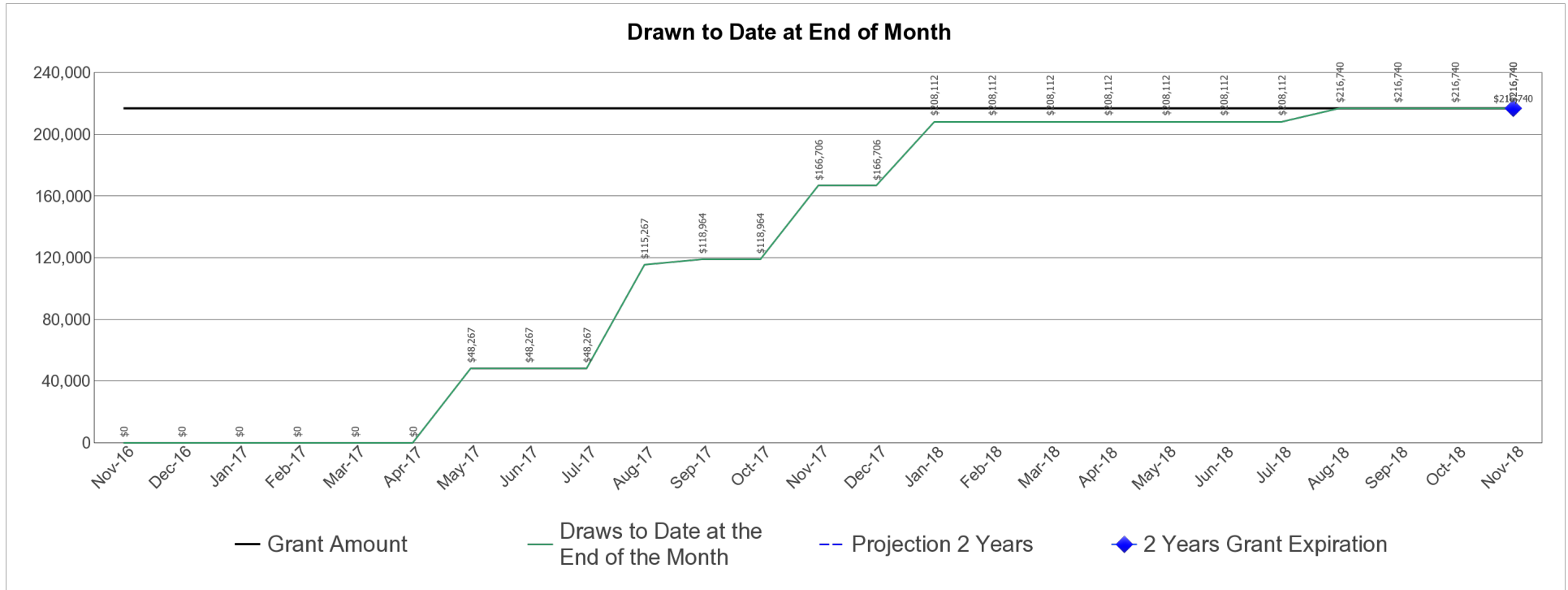
The cap refers to the total amount of the recipient's fiscal year grant, allowed for emergency shelter and street outreach activities, is capped at 60 percent. This amount cannot exceed the greater of: (1) 60% of the overall grant for the year; or, (2) the amount of Fiscal Year 2010 ESG funds committed for homeless assistance activities.

Amount Committed to Shelter	Amount Committed to Street Outreach	Total Amount Committed to Shelter and Street Outreach	% Committed to Shelter and Street Outreach	2010 Funds Committed to Homeless Assistance Activities	Total Drawn for Shelter and Street Outreach	% Drawn for Shelter and Street Outreach
\$0.00	\$0.00	\$0.00	0.00%	\$125,101.00	\$0.00	0.00%



ESG Draws By Month (at the total grant level):

Grant Amount: 216,740.00



ESG Draws By Quarter (at the total grant level):

Quarter End Date	Draws for the Quarter	Draws to Date at the End of the Quarter	% Drawn for the Quarter	% Drawn to Date at End of Quarter
12/31/2016	\$0.00	\$0.00	0.00%	0.00%
03/31/2017	\$0.00	\$0.00	0.00%	0.00%
06/30/2017	\$48,266.53	\$48,266.53	22.27%	22.27%
09/30/2017	\$70,697.81	\$118,964.34	32.62%	54.89%
12/31/2017	\$47,741.56	\$166,705.90	22.03%	76.92%
03/31/2018	\$41,406.07	\$208,111.97	19.10%	96.02%
06/30/2018	\$0.00	\$208,111.97	0.00%	96.02%
09/30/2018	\$8,628.03	\$216,740.00	3.98%	100.00%
12/31/2018	\$0.00	\$216,740.00	0.00%	100.00%



U.S. Department of Housing and Urban Development
Office of Community Planning and Development
Integrated Disbursement and Information System
PR91 - ESG Financial Summary
PINELLAS COUNTY, FL
2016

DATE: 12-10-18
TIME: 16:46
PAGE: 29

ESG Subrecipient Commitments and Draws by Activity Category :

Subrecipient	Activity Type	Committed	Drawn
PINELLAS COUNTY	Homeless Prevention	\$171,760.02	\$171,760.02
	Rapid Re-Housing	\$22,224.48	\$22,224.48
	Data Collection (HMIS)	\$6,500.00	\$6,500.00
	Administration	\$16,255.50	\$16,255.50
	Total	\$216,740.00	\$216,740.00
	Total Remaining to be Drawn		\$0.00
	Percentage Remaining to be Drawn		0.00%



U.S. Department of Housing and Urban Development
Office of Community Planning and Development
Integrated Disbursement and Information System
PR91 - ESG Financial Summary
PINELLAS COUNTY, FL
2016

DATE: 12-10-18
TIME: 16:46
PAGE: 30

ESG Subrecipients by Activity Category

Activity Type	Subrecipient
Homeless Prevention	PINELLAS COUNTY
Rapid Re-Housing	PINELLAS COUNTY
Data Collection (HMIS)	PINELLAS COUNTY
Administration	PINELLAS COUNTY



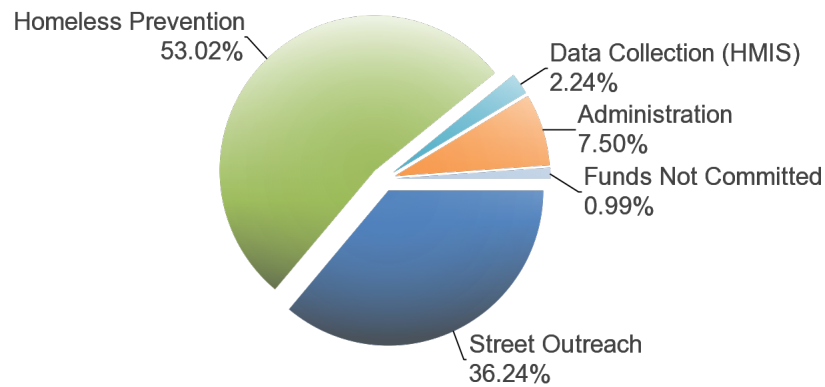
ESG Program Level Summary

Grant Number	Total Grant Amount	Total Funds Committed	Total Funds Available to Commit	% of Grant Funds Not Committed	Grant Funds Drawn	% of Grant Funds Drawn	Available to Draw	% Remaining to Draw
E17UC120005	\$222,856.00	\$220,641.22	\$2,214.78	0.99%	\$169,222.71	75.93%	\$53,633.29	24.07%

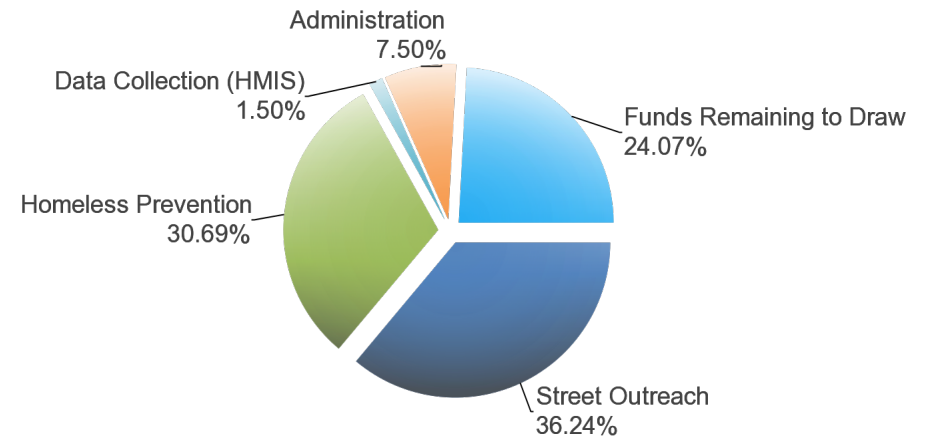
ESG Program Components

Activity Type	Total Committed to Activities	% of Grant Committed	Drawn Amount	% of Grant Drawn
Street Outreach	\$80,772.22	36.24%	\$80,772.22	36.24%
Shelter	\$0.00	0.00%	\$0.00	0.00%
Homeless Prevention	\$118,154.80	53.02%	\$68,403.67	30.69%
Rapid Re-Housing	\$0.00	0.00%	\$0.00	0.00%
Data Collection (HMIS)	\$5,000.00	2.24%	\$3,332.82	1.50%
Administration	\$16,714.20	7.50%	\$16,714.00	7.50%
Funds Not Committed	\$2,214.78	0.99%	\$0.00	0.00%
Funds Remaining to Draw	\$0.00	0.00%	\$53,633.29	24.07%
Total	\$222,856.00	100.00%	\$222,856.00	100.00%

Funds Committed



Funds Drawn



■ Street Outreach
 ■ Shelter
 ■ Homeless Prevention
 ■ Rapid Re-Housing
■ Data Collection (HMIS)
 ■ Administration
 ■ Funds Not Committed
 ■ Funds Remaining to Draw

■ Street Outreach
 ■ Shelter
 ■ Homeless Prevention
 ■ Rapid Re-Housing
■ Data Collection (HMIS)
 ■ Administration
 ■ Funds Not Committed
 ■ Funds Remaining to Draw



U.S. Department of Housing and Urban Development
 Office of Community Planning and Development
 Integrated Disbursement and Information System
 PR91 - ESG Financial Summary
 PINELLAS COUNTY, FL
 2017

DATE: 12-10-18
 TIME: 16:46
 PAGE: 32

24-Month Grant Expenditure Deadline

All of the recipient's grant must be expended for eligible activity costs within 24 months after the date HUD signs the grant agreement with the recipient. Expenditure means either an actual cash disbursement for a direct charge for a good or service or an indirect cost or the accrual of a direct charge for a good or service or an indirect cost. This report uses draws in IDIS to measure expenditures. HUD allocated Fiscal Year 2011 ESG funds in two allocations. For FY2011, this Obligation Date is the date of the first allocation. This report does not list the Obligation Date, does not calculate the Expenditure Deadline, and does not track the Days Remaining for the FY 2011 second allocation.

Grant Amount: \$222,856.00

Grant Number	Draws to Date	HUD Obligation Date	Expenditure Deadline	Days Remaining to Meet Requirement Date	Expenditures Required
E17UC120005	\$169,222.71	10/19/2017	10/19/2019	314	\$53,633.29

60% Cap on Emergency Shelter and Street Outreach

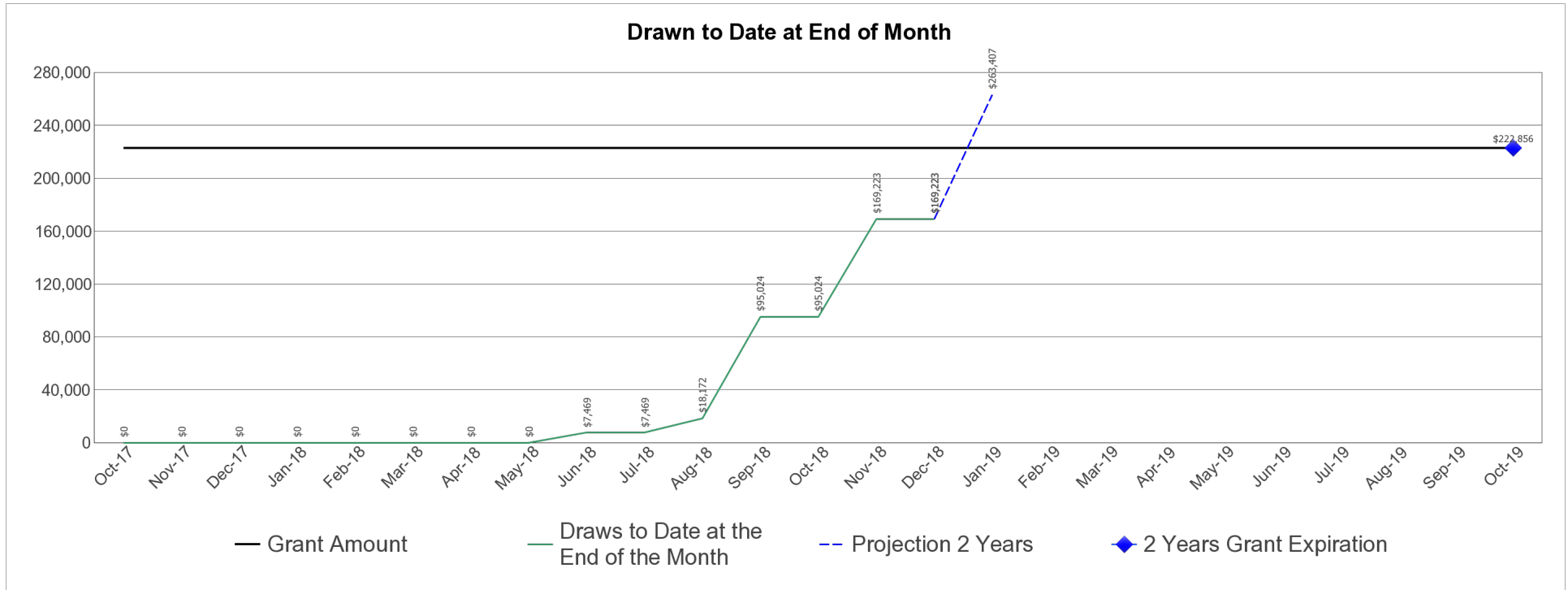
The cap refers to the total amount of the recipient's fiscal year grant, allowed for emergency shelter and street outreach activities, is capped at 60 percent. This amount cannot exceed the greater of: (1) 60% of the overall grant for the year; or, (2) the amount of Fiscal Year 2010 ESG funds committed for homeless assistance activities.

Amount Committed to Shelter	Amount Committed to Street Outreach	Total Amount Committed to Shelter and Street Outreach	% Committed to Shelter and Street Outreach	2010 Funds Committed to Homeless Assistance Activities	Total Drawn for Shelter and Street Outreach	% Drawn for Shelter and Street Outreach
\$0.00	\$80,772.22	\$80,772.22	36.24%	\$125,101.00	\$80,772.22	36.24%



ESG Draws By Month (at the total grant level):

Grant Amount: 222,856.00



ESG Draws By Quarter (at the total grant level):

Quarter End Date	Draws for the Quarter	Draws to Date at the End of the Quarter	% Drawn for the Quarter	% Drawn to Date at End of Quarter
12/31/2017	\$0.00	\$0.00	0.00%	0.00%
03/31/2018	\$0.00	\$0.00	0.00%	0.00%
06/30/2018	\$7,469.09	\$7,469.09	3.35%	3.35%
09/30/2018	\$87,555.39	\$95,024.48	39.29%	42.64%
12/31/2018	\$74,198.23	\$169,222.71	33.29%	75.93%



U.S. Department of Housing and Urban Development
Office of Community Planning and Development
Integrated Disbursement and Information System
PR91 - ESG Financial Summary
PINELLAS COUNTY, FL
2017

DATE: 12-10-18
TIME: 16:46
PAGE: 34

ESG Subrecipient Commitments and Draws by Activity Category :

Subrecipient	Activity Type	Committed	Drawn
PINELLAS COUNTY	Street Outreach	\$80,772.22	\$80,772.22
	Data Collection (HMIS)	\$5,000.00	\$3,332.82
	Administration	\$16,714.20	\$16,714.00
	Total	\$102,486.42	\$100,819.04
	Total Remaining to be Drawn		\$1,667.38
	Percentage Remaining to be Drawn		1.63%
Catholic Charities	Homeless Prevention	\$59,077.40	\$40,314.80
	Total	\$59,077.40	\$40,314.80
	Total Remaining to be Drawn		\$18,762.60
	Percentage Remaining to be Drawn		31.76%
Homeless Empowerment Program	Homeless Prevention	\$59,077.40	\$28,088.87
	Total	\$59,077.40	\$28,088.87
	Total Remaining to be Drawn		\$30,988.53
	Percentage Remaining to be Drawn		52.45%



U.S. Department of Housing and Urban Development
Office of Community Planning and Development
Integrated Disbursement and Information System
PR91 - ESG Financial Summary
PINELLAS COUNTY, FL
2017

DATE: 12-10-18
TIME: 16:46
PAGE: 35

ESG Subrecipients by Activity Category

Activity Type	Subecipient
Street Outreach	PINELLAS COUNTY
Homeless Prevention	Catholic Charities
	Homeless Empowerment Program
Data Collection (HMIS)	PINELLAS COUNTY
Administration	PINELLAS COUNTY

ATTACHMENT E


Comment Period Notices

Tampa Bay Times
Published Daily

STATE OF FLORIDA }
COUNTY OF Pinellas County } ss

Before the undersigned authority personally appeared **Virginia Marshall** who on oath says that he/she is **Legal Clerk** of the **Tampa Bay Times** a daily newspaper printed in St. Petersburg, in Pinellas County, Florida; that the attached copy of advertisement, being a Legal Notice in the matter **RE: CAPER 2017-18** was published in **Tampa Bay Times: 12/11/18**. in said newspaper in the issues of **B Pinellas**

Affiant further says the said **Tampa Bay Times** is a newspaper published in Pinellas County, Florida and that the said newspaper has heretofore been continuously published in said Pinellas County, Florida, each day and has been entered as a second class mail matter at the post office in said Pinellas County, Florida for a period of one year next preceding the first publication of the attached copy of advertisement, and affiant further says that he/she neither paid not promised any person, firm or corporation any discount, rebate, commission or refund for the purpose of securing this advertisement for publication in the said newspaper



Signature of Affiant

Sworn to and subscribed before me this 12/11/2018.

Signature of Notary Public

Personally known _____ or produced identification

Type of identification produced _____

**NOTICE OF AVAILABILITY FOR VIEWING
PINELLAS COUNTY 2017-2018
CONSOLIDATED ANNUAL PERFORMANCE &
EVALUATION REPORT
FOR THE COMMUNITY DEVELOPMENT BLOCK GRANT,
HOME INVESTMENT PARTNERSHIPS, AND EMERGENCY
SOLUTIONS GRANT PROGRAMS**

December 11, 2018

To All Citizens, Housing and Related Service Providers, Public Agencies and Other Interested Parties:

Pinellas County's Consolidated Annual Performance & Evaluation Report (CAPER) for the 2017-2018 Community Development Block Grant (CDBG), HOME Investment Partnerships (HOME), and Emergency Solutions Grant (ESG) Programs is available for viewing and public comment beginning December 11 through December 26, 2018. The CAPER is available at the Pinellas County Community Development Division, 440 Court Street, 2nd Floor, Clearwater, FL 33756 or online at www.pinellascounty.org/community.

The CAPER is comprised of statistical and financial statements, narratives and maps regarding activities carried out during the 2017-2018 program year to meet previously identified goals and objectives. Approximately \$10,173,522 in Federal CDBG, HOME, and ESG grant funds and program income was available to carry out activities, all of which was committed and approximately \$3,929,168 of which was expended. Additionally, approximately \$1,430,421 in Federal Neighborhood Stabilization Program (NSP) grant funds and program income was available to carry out activities and approximately \$10,552 was expended. CDBG, ESG and NSP funded activities were located within the Urban County (unincorporated areas and 20 cooperating small cities). HOME funded activities were located within the Consortium (the Urban County and the City of Largo).

Comments on the CAPER may be made in writing to the Pinellas County Community Development Division at the above address through December 26, 2018, or by email to cdplanning@pinellascounty.org. The report, including a summary of public comments received, will be sent to the U. S. Department of Housing and Urban Development no later than December 29, 2018. The summary of comments will also be available at the Pinellas County Community Development Division after December 29, 2018.

12/11/2018 718376-1

COMMUNITY NEWS



AFRICAN AMERICAN HISTORY FRONT AND CENTER

Frederick Douglass and the hypocrisy of American slavery

BY JACQUELINE HUBBARD, ESQ.
ASALH President

There is one African American who survived slavery, the Civil War and Reconstruction and lived to brilliantly write, argue against and tell about it. Frederick Douglass fearlessly championed the anti-slavery cause, women's rights and other equalitarian issues throughout his lifetime.

Douglass had been taught to read at about age 12 by his slave master's wife. He was rumored to be the son of his slave master. This did not spare him the psychological and physical abuse suffered by the enslaved.

When he could, he devoted his life to educating himself and others in literature, history, philosophy and political thought and practices. As a teenager, Douglass ran away from his brutal existence in slavery and escaped to Baltimore. While there he met a free black woman named Anna Murray, who assisted him in his final attempt to escape. With her help, he escaped from Maryland using the Underground Railroad at about age 16.

Douglass married Murray on September 15, 1838, and settled in New Bedford, Mass., that same year. Shortly thereafter, he was asked to tell his life story at an abolitionist meeting. He was so successful at speaking that he became a regular anti-slavery crusader.

His oratorical skills made him very effective in the abolitionist movement. The Douglasses had five children together: Rosetta, Lewis Henry, Frederick Jr., Charles Redmond and Annie, who died at the age of 10.

After the passage of the Fugitive Slave Act of 1850, the federal government assumed responsibility for recovering runaway slaves and demanded the Northern states cooperate. This heinous law denied habeas corpus to captives, rendering even free black people in the North vulnerable to slave catchers.

Douglass lived in constant fear of being captured and returned to his slave master. In 1850, he decided to travel to England to obtain sufficient funds to buy his freedom (England abolished the

slave trade in 1834). After two years abroad, he earned enough money from his lectures on the evils of slavery to purchase his freedom when he returned.

One of Douglass' most famous speeches was given at July 5, 1852, Independence Day Celebration in Rochester, N. Y. He noted the hypocrisy of the occasion stating:

"I am not included within the pale of this glorious anniversary! Your high independence only reveals the immeasurable distance between us. The blessings in which you, this day, rejoice, are not enjoyed in common. The rich inheritance of justice, liberty, prosperity and independence, bequeathed by your fathers, is shared by you, not by me. The sunlight that brought light and healing to you, has brought stripes and death to me. This Fourth of July is yours not mine."

Douglass further lamented, "Whether we turn to the declarations of the past, or to the professions of the present, the conduct of the nation seems equally hideous and revolting. America is false to the past, false to

the present, and solemnly binds herself to be false to the future."

He had always been considered by his compatriots, the public and historians to be a gifted orator. Upon his return from England, Douglass produced several abolitionist newspapers, including *The North Star*, *Frederick Douglass Weekly*, *Frederick Douglass' Paper*, *Douglass' Monthly* and *New National Era*.

The motto of *The North Star* was "Right is of no Sex - Truth is of no Color - God is the Father of us all, and we are all brethren." Charles and Rosetta assisted their father in the production of his first newspaper *The North Star*. Two of his sons fought in the Civil War as Union soldiers in a Massachusetts Colored Regiment and survived the war.

By 1862, Douglass was one of the most famous black men in America. He spent a great deal of time working to influence the powerful and improve the lives of black Americans, especially the black Union soldiers who fought in the Civil War.

He tirelessly labored to improve the status of black Americans throughout the United States.

In 1863, Douglass met with President Abraham Lincoln to talk about the treatment of black soldiers in the Union Army. He later met with President Andrew Johnson and attempted to convince him of the importance of black suffrage.

After the Civil War, Douglass served his nation as president of the Freedman's Savings Bank and as Chargé d'Affaires for the Dominican Republic. Between 1889 and 1891, he was appointed minister-resident and consul-general to the Republic of Haiti.

Most Americans are unaware of the fact that Douglass became the first African American nominated for vice president of the United States as Victoria Woodhull's running mate on the Equal Rights Party ticket in 1872.

Over the course of his career, he published three autobiographies "The Narrative of the Life of Frederick Douglass," (1845), "My Bondage and My Freedom" (1855) and "The Life and Times of



Frederick Douglass" (1881, republished in 1892).

His work spoke directly to the abolition of slavery, the Civil War and its necessity, the need for passage of the 13th, 14th and 15th Amendments to the United States Constitution, the Reconstruction Era and the coming dangers of Jim Crow and racial violence after the removal of Union troops and the end of President Ulysses S. Grant's second term.

Needless to say, after the war ended in 1865, Reconstruction became a time of both hope and great peril for African Americans. By 1877, the North had grown weary of the ramifications of the Civil War and Reconstruction and desired reconciliation with the southern states and reunification, even at the price of racial violence against the newly freed.

Reconstruction ended shortly thereafter and with its end came a resurgence of violence against black Americans, the re-emergence of the Ku Klux Klan and racial segregation that continued for another 80 years.

Duval Park is an 87-unit apartment community located at 5025 Duval Park Circle in St. Petersburg, Florida. The property has 1, 2, 3 and 4 bedroom apartments, and it is designed to provide permanent, affordable and supportive housing to U.S. Military Veterans and their families. Preference will be given to U.S. Military veterans and families who reside in, or are transitioning to, permanent housing. To that end, 36 of Duval Park's units (40%) will be set aside for those veterans with a service-connected disabling condition.

Duval Park is a Section 42 Low Income Housing Tax Credit project with 44 vouchers for HUD Section 8 rental assistance. In order to be eligible for housing in this community, you must meet the income eligibility requirements established by the Low Income Housing Tax Credit Program. Your gross household income cannot exceed 60% of the Pinellas County area median income (AMI), which is currently set at the following limits:

1 person: \$26,880 2 people: \$30,720 3 people: \$34,560
4 people: \$38,340 5 people: \$41,460 6 people: \$44,520
7 people: \$47,580 8 people: \$50,640

Management is actively accepting applications for placement on the waiting list for an apartment. Applications will be processed in the order that they are received. To request an application or more information about the property or the admissions criteria, please contact the Property Manager at 727-522-1400 (FL Relay TTY 800-955-8771). You may also request information or return applications via email (duvalpark@carteretngmt.com) or mail to Management's corporate office at 5300 W. Cypress Street #200, Tampa FL 33607. Applications are also available for download on the property's website, www.duvalpark.com



FLORIDA Lottery
PICK OF THE WEEK!
28 52 40

CASH 3
563
975
802

DOG DAYS

6-4 1-3
2-1 7-8
8-5 4-6

NOTICE OF AVAILABILITY FOR VIEWING PINELLAS COUNTY 2017-2018 CONSOLIDATED ANNUAL PERFORMANCE & EVALUATION REPORT FOR THE COMMUNITY DEVELOPMENT BLOCK GRANT, HOME INVESTMENT PARTNERSHIP, AND EMERGENCY SOLUTIONS GRANT PROGRAMS

December 11, 2018
To All Citizens, Housing and Related Service Providers, Public Agencies and Other Interested Parties:

Pinellas County's Consolidated Annual Performance & Evaluation Report (CAPER) for the 2017-2018 Community Development Block Grant (CDBG), HOME Investment Partnerships (HOME), and Emergency Solutions Grant (ESG) Programs is available for viewing and public comment beginning December 11 through December 26, 2018. The CAPER is available at the Pinellas County Community Development Division, 440 Court Street, 2nd Floor, Clearwater, FL 33756 or online at www.pinellascounty.org/community.

The CAPER is comprised of statistical and financial statements, narratives and maps regarding activities carried out during the 2017-2018 program year to meet previously identified goals and objectives. Approximately \$10,173,522 in Federal CDBG, HOME, and ESG grant funds and program income was available to carry out activities, all of which was committed and approximately \$3,929,168 of which was expended. Additionally, approximately \$1,430,421 in Federal Neighborhood Stabilization Program (NSP) grant funds and program income was available to carry out activities and approximately \$10,552 was expended. CDBG, ESG and NSP funded activities were located within the Urban County (unincorporated areas and 20 cooperating small cities). HOME funded activities were located within the Consortium (the Urban County and the City of Largo).

Comments on the CAPER may be made in writing to the Pinellas County Community Development Division at the above address through December 26, 2018, or by email to cdplanning@pinellascounty.org. The report, including a summary of public comments received, will be sent to the U. S. Department of Housing and Urban Development no later than December 29, 2018. The summary of comments will also be available at the Pinellas County Community Development Division after December 29, 2018.

The Weekly Challenger

Home Delivery to South St. Petersburg for \$50 yearly
First Class Mail Subscription Cost: \$80 yearly

Name: _____
Address: _____
City/State/Zip: _____
Phone No: _____
Email Address: _____

New Subscription _____ (or) Renewal _____
Date: _____ Amount Paid: \$ _____ Cash _____ Check _____

Comments: _____

Make Checks Payable to: The Weekly Challenger
Mail this form & payment to: The Weekly Challenger, P.O. Box 35130, St. Petersburg, FL 33705
Email: editor@theweeklychallenger.com • Phone: (727) 896-2922 • Fax (727) 823-2568

RATE REDUCTION SPECIAL!

The Weekly Challenger

is distributed in the following cities:
St. Petersburg • Clearwater • Largo
Tarpon Springs • Dunedin • Safety Harbor

P.O. Box 35130, St. Petersburg, FL 33705
Phone: (727) 896-2922
Fax: (727) 823-2568
Email: editor@theweeklychallenger.com
www.theweeklychallenger.com

Ethel L. Johnson
CEO/Publisher Emerita

Lyn Johnson
Publisher/General Manager

Advertising
Advertising Dept. 727-896-2922
advertising@theweeklychallenger.com

Lorrie Bellinger
Art Director

PUBLISHED WEEKLY
on Thursdays

READERSHIP
100,000 monthly

SUBSCRIPTION RATES
\$50 for 1 year (local only)
SINGLE COPY 50 cents

ATTN. POSTMASTER:
Send all address changes to:
The Weekly Challenger
P.O. Box 35130
St. Petersburg, FL 33705

NO PAPER?
If you have not received your paper during delivery, call (727) 896-2922

DEADLINES

All news items, advertising copy and related art submitted for publication on Thursday must be received no later than 4 p.m. Monday.

COLUMNIST'S DISCLAIMER
The views expressed by The Weekly Challenger columnists/advice columnists do not necessarily reflect the views of The Weekly Challenger. By publishing such columns, The Challenger is not advocating the following of any advice or suggestion expressed.

SUBMISSIONS POLICY
Submissions to The Weekly Challenger may be edited for reasons of space, clarity or for considerations of liability. All submissions become the sole property of The Weekly Challenger. The Weekly Challenger reserves the right to run all or part of any submission at a later time. Some submissions may take precedence due to timeliness or newsworthiness.

THE BLACK PRESS
believes that America can best lead the world from racial antagonism when it accords to every man, regardless of race, creed or color, his human and legal rights. Hating no man, fearing no man... the Black Press strives to help every man in the firm belief that all men are hurt as long as anyone is held back.

Volume 51 • Number 13
Published Thursday,
December 6, 2018
12 pages • 1 section

© The Weekly Challenger
All rights reserved. No portions of this periodical may be reproduced without expressed consent.