


# Pinellas County Beckett Bridge *PD&E Study*

Historic Whitcomb Bayou Circa 1921


**1**  
from dock on  
West side  
(looking across at  
east side of  
bridge/shoreline)




**2**  
from dock on  
East side  
(looking across at  
west side of  
bridge/shoreline)



**3**  
from the Yacht Club  
Entrance



**4**  
from Mobile Home  
Park Entrance  
Driveway



**5**  
from Mobile Home  
Park Waterfront

