

## GLASS



## BOTTLES & JARS

Tampa Bay  
**Times**  
**NIE**  
newspaper in education  
tampabay.com/nie



**2024**

# RECYCLE GUIDE

**EVERYTHING CLEAN AND DRY**

- no caps • no lids • no straws • no food
- no shredded paper • no plastic bags

## PLASTIC



## BOTTLES & JUGS

## METAL



## FOOD & BEVERAGE CANS

## CARTONS



## PAPER &



## CARDBOARD

# Why should I recycle?

You've probably heard that recycling is important because it conserves natural resources such as timber, water and minerals, prevents pollution and reduces greenhouse gases, saves energy and even helps create local jobs in the recycling and manufacturing industries. Those are all great things, but what if we told you there's more to it than that?

## Here is why recycling is important for Pinellas County:

### Recycling keeps our landfill from filling up.

Pinellas County's only landfill has about 75-80 years of remaining life. If residents were to stop recycling today, the landfill would be full and out of service in less than 60 years. Why should you care? The garbage must go somewhere, so the County will have to truck garbage to a landfill in another county or even another state, increasing the cost of garbage collection by three to four times for our future generations.



### Recycling markets are mostly domestic.

Before 2018, processors in the U.S. shipped most of our recyclables to China for recycling. But since 2018, China has mostly banned plastic imports. This has grown North American recycling markets and led to a big shift. Now, processors sell recyclables to mostly North American manufacturers. For example, Strategic Materials, a glass processor located in Sarasota, accepts glass collected in local recycling programs, including Pinellas County's. Strategic Materials cleans the glass, then sells it to southeastern U.S. manufacturers to be made into new products, such as fiberglass and glass containers. Turn to page 5 for more information.

### Our residents want to recycle!

The 2020 Residential Recycling Awareness Survey found that 86% of single-family households in Pinellas County use their curbside recycling program. Of the population that does not recycle curbside, 9% reported that they recycle at a drop-off center.

Sources: [epa.gov](https://www.epa.gov), [Pinellas.gov](https://www.pinellas.gov), [wastedive.com](https://www.wastedive.com)

Scan this QR code or visit [Pinellas.gov/why-recycling-is-important](https://www.pinellas.gov/why-recycling-is-important) to learn more.



Why Recycling Is Important



### GOING BEYOND THE TEXT ACTIVITY: LETTER TO THE EDITOR

Read the article "Report touts recycling fix" in the Jan. 16, 2023, Tampa Bay Times e-Edition or online at [tampabay.com/news/environment/2023/01/11/florida-cities-should-revamp-recycling-not-axe-it-save-money-research-shows/](https://www.tampabay.com/news/environment/2023/01/11/florida-cities-should-revamp-recycling-not-axe-it-save-money-research-shows/). What is the main idea of the article? List the main points in the article and how they connect to the main idea.

Next, read the letter to the editor, "Recycle what's worthwhile" in the Jan. 18, 2023 Tampa Bay Times e-Edition or online at [tampabay.com/opinion/2023/01/18/lets-apply-come-common-sense-recycling-letters](https://www.tampabay.com/opinion/2023/01/18/lets-apply-come-common-sense-recycling-letters). As a class, discuss the following ideas. Why is the letter writer responding to the article? What position is the letter writer taking on the issue? What specific points does the letter writer use to support the position taken in the letter?

Compose a 250-word letter to the editor responding to the article. Make sure to begin with a statement describing

your argument or viewpoint; support your argument with some supporting facts or examples; and end with a concluding statement. Use the letters to the editor in the Tampa Bay Times as examples. Submit your letter for publication in the Tampa Bay Times at [tampabay.com/opinion/submit-letter](https://www.tampabay.com/opinion/submit-letter).

**Florida Standards:** ELA.412.EE.1.1; ELA.412.EE.2.1; ELA.412.EE.3.1; ELA.412.EE.4.1; ELA.412.EE.6.1; ELA.412.C.1.3; ELA.412.C.1.5; ELA.412.C.2.1; ELA.412.C.3.1; ELA.412.R.2.2; ELA.412.R.2.3; ELA.412.R.2.4

# What does **NOT** belong in my recycle bin? When in doubt, leave it out.



**PLASTIC BAGS OR  
BAGGED RECYCLING**



**CLOTHING**



**YARD  
WASTE**




**FOAM  
PACKAGING  
PRODUCTS**



**PAPER TOWELS,  
TISSUES OR NAPKINS**



**WIRES, CORDS  
OR HOSES**



**FOOD WASTE  
OR FOOD RESIDUE**

## I left it out, but where does it go?

You're in luck! The Where Does It Go? Search Tool offers quick and helpful guidance about what to do with an item you're looking to get rid of in Pinellas County.

The searchable database includes hundreds of materials and local instructions for reuse, recycling and disposal.

Visit [Pinellas.gov/where](https://pinellas.gov/where) or scan this QR code to start searching.

Now searchable in English, Spanish and Vietnamese!



Where Does It Go?



**Where Does  
It Go?  
Search Tool**



# CURBSIDE RECYCLING

## City/Town

- Belleair** • 727-588-3769 ext. 406 • [townofbelleair.com](http://townofbelleair.com)
- Belleair Beach** • 727-595-4646 ext. 120 • [cityofbelleairbeach.com](http://cityofbelleairbeach.com)
- Belleair Bluffs** • 727-584-2151 • [belleairbluffs.org](http://belleairbluffs.org)
- Belleair Shore** • 727-593-9296 • [belleairshore.com](http://belleairshore.com)
- Clearwater** • 727-562-4920 • [myclearwater.com/recycling](http://myclearwater.com/recycling)
- Dunedin** • 727-298-3215 • [dunedingov.com](http://dunedingov.com)
- Gulfport** • 727-893-1089 • [mygulfport.us](http://mygulfport.us)\*
- Indian Rocks Beach** • 727-595-6889 • [indian-rocks-beach.com](http://indian-rocks-beach.com)
- Indian Shores** • 727-595-4020 • [myindianshores.com](http://myindianshores.com)
- Kenneth City** • 727-498-4948 • [kennethcityfl.org](http://kennethcityfl.org)
- Largo** • 727-587-6760 • [largorecycles.com](http://largorecycles.com)
- Madeira Beach** • 727-543-8154 • [madeirabeachfl.gov](http://madeirabeachfl.gov)
- North Redington Beach** • 727-391-4848 • [townofnrb.com](http://townofnrb.com)\*\*
- Oldsmar** • 813-855-5257 • [myoldsmar.com](http://myoldsmar.com)
- Pinellas Park** • 727-369-0690 • [pinellas-park.com](http://pinellas-park.com)
- Redington Beach** • 727-391-3875 • [townofredingtonbeach.com](http://townofredingtonbeach.com)
- Redington Shores** • 727-397-5538 • [townofredingtonshores.com](http://townofredingtonshores.com)
- Safety Harbor** • 727-724-1550 ext. 2002 • [cityofsafetyharbor.com](http://cityofsafetyharbor.com)
- Seminole** • 727-397-6383 ext. 3 • [myseminole.com](http://myseminole.com)
- South Pasadena** • 727-384-0701 • [mysouthpasadena.com](http://mysouthpasadena.com)
- St. Petersburg** • 727-893-7838 • [stpete.org/recycle](http://stpete.org/recycle)
- St. Pete Beach** • 727-636-9243 • [stpetebeach.org](http://stpetebeach.org)
- Tarpon Springs** • 727-943-4837 • [ctsfl.us/sanitation](http://ctsfl.us/sanitation)
- Treasure Island** • 727-547-4575 ext. 250 • [mytreasureisland.org](http://mytreasureisland.org)

## Request a Bin

- City • 727-588-3769 ext. 401
- Hauler • 727-572-8779
- Hauler • 727-572-8779
- Hauler • 727-572-6800
- City • 727-562-4920
- City • 727-298-3215
- City • 727-893-1089
- City • 727-595-6889
- Hauler • 727-572-6800
- Hauler • 727-452-5278
- City • 727-587-6760
- City • 727-543-8154
- Hauler • 727-452-5278
- City • 813-855-5257
- City • 727-369-0690
- Hauler • 727-572-6800
- Hauler • 727-572-6800
- City • 727-724-1550 ext. 2002
- Hauler • 727-452-5278
- Hauler • 727-572-6800
- City • 727-893-7838
- Hauler • 727-572-6800
- City • 727-943-4837
- City • 727-547-4575 ext. 250

In Pinellas County, garbage and recycling collection services are managed independently by cities and towns (incorporated areas) and County-licensed private haulers (unincorporated areas).

Pinellas County does not offer garbage or recycling collection service except in the east Lealman community.

For more information, visit [Pinellas.gov/collection-garbage-and-recycling](http://Pinellas.gov/collection-garbage-and-recycling)



## Unincorporated (not in a city or town)

Contact these private haulers to inquire about garbage and recycling collection service.

- American Waste Disposal, Inc.** • 727-396-7132 • [americanwastedisposal.com](http://americanwastedisposal.com)
- Coastal Waste and Recycling** • 727-561-0360 • [coastalwasteinc.com](http://coastalwasteinc.com)
- D and D Hauling-Sanitation** • 727-586-6416 • [dndhauling.com](http://dndhauling.com)
- Solar Sanitation** • 727-535-0447 • [solarsanitationinc.com](http://solarsanitationinc.com)
- Superior Trash Service** • 727-254-0664 • [superiortrashservice.com](http://superiortrashservice.com)
- Tote Enterprises, Inc.** • 727-422-0736 • P.O. Box 10033, Largo, FL 33773
- Waste Connections** • 727-572-6800 • [wasteconnections.com/pinellas](http://wasteconnections.com/pinellas)
- Waste Management** • 727-572-8779 • [wm.com](http://wm.com)
- Waste Pro** • 727-452-5278 • [wasteprousa.com/office/clearwater](http://wasteprousa.com/office/clearwater)

\* Recyclables are collected in two separate bins. Glass is not accepted curbside.

\*\* Call for information about recycling collection assistance.

## GOING BEYOND THE TEXT ACTIVITY: WHERE DOES IT GO?

Study the list of items on Page 3 that should not go in your recycling bin. Are there any that surprise you? Choose an item that you use regularly and use the Where Does It Go? Search Tool at [Pinellas.gov/where](http://Pinellas.gov/where) to find out how to get rid of it. What are your options? Think of some other items that don't belong in your recycling bin that you use regularly and look them up. Using the information you find, write a paragraph summarizing how to get rid of one or more of your items. Next, using the advertisements in the Tampa Bay Times as models, create an advertisement for the Where Does It Go? Search Tool to share with your class.

**Florida Standards:** ELA.312.EE.1.1; ELA.312.EE.2.1; ELA.312.EE.3.1; ELA.312.EE.4.1; ELA.312.EE.6.1; ELA.312.C.1.3; ELA.312.C.1.5; ELA.312.C.2.1; ELA.312.C.3.1; ELA.312.R.2.2; ELA.312.R.2.3; ELA.312.R.2.4

# Ask the Experts: Recycling Glass Bottles & Jars

There's a good chance that the glass bottles and jars you put in your recycling bin will be sent to a regional glass processor, which will clean and separate the glass and send it to manufacturers to be turned into new products. Strategic Materials, Inc. (SMI) is the only glass processing company in Florida.

Solid Waste staff toured the SMI facility in Sarasota to learn more about the glass recycling process. The facility accepts glass from all over Florida and the southeastern U.S.



**BRIAN STONER**, PLANT MANAGER  
AND **DORA SERVIDIO**, REGIONAL  
SUPPLY MANAGER





**Glass from  
Materials Recovery Facilities**

**Solid Waste (SW): How does SMI recycle glass?**

**Brian & Dora (SMI):** We receive glass from all sorts of companies, including Materials Recovery Facilities (MRFs) that sort mixed recycling. Glass from MRFs needs to be further cleaned before it can be turned into new glass products.

We use technology and sorting equipment to clean the glass, remove non-glass materials and sort the glass by size and color.

SMI produces "cullet" – that's recycled glass that is ready for manufacturers to buy to make new glass products. Cullet comes in three colors – clear, green and brown (blue glass is sorted with green).



**Green, clear and brown cullet**

**SW: What does the glass cullet get turned into?**

**SMI:** New glass containers, fiberglass insulation, reflective highway bead, airblast abrasives, decorative glass for terrazzo floors and countertops, landscaping and more.



**New glass containers**

**SW: Why is it important that we recycle glass bottles and jars?**

**SMI:** Glass is infinitely recyclable – it can be recycled over and over, and it will not lose quality. Glass would take over one million years to decompose in a landfill where it will take up space forever. Recycled glass alone displaces mined materials, such as sand, and the Earth only has so much available. Glass belongs in the recycling system!

## Speaking of saving landfill space...

What's in our garbage? Every few years, Pinellas County conducts a waste composition study to learn the answer. Workers sort through loads of garbage to learn what items are being thrown away and how much. The findings might surprise you.

A study from 2021-2022 revealed that over 60% of "garbage" sent to the landfill could have been reused or recycled! It's our job to **reduce** our waste, **reuse** what we can and **recycle** the correct items to help extend the life of Pinellas County's one and only landfill for future generations.

# RECYCLING DROP-OFF CENTERS

## DUNEDIN

**8** Highlander Park Recycling Site • Ed Eckert Drive, across from Highlander Pool

**9** Lake Haven Recycling Center • 817 Lake Haven Road

## CLEARWATER

**14** Clearwater Solid Waste Facility • 1701 N Hercules Ave.

**12** Pinellas County Government Center • 29582 U.S. 19 N, west side, south of Curlew Road

**15** Sand Key Park • 1060 Gulf Blvd.

**13** Walmart • 23106 U.S. 19 N, southeast corner of parking lot

## GULFPORT

**16** 49th Street Neighborhood Center • 1617 49th St. S

## INDIAN ROCKS BEACH

**17** Brown Park • Bay Boulevard and Second Street

**19** Indian Rocks Beach Nature Preserve • 903 Gulf Blvd.

**20** Indian Rocks Historical Museum • 203 Fourth Ave.

**18** Kolb Park • 1507 Bay Palm Blvd.

## INDIAN SHORES

**25** Indian Shores Town Hall • 19305 Gulf Blvd.

## LARGO

**21** Hamlin Boulevard 4-H • 14644 113th Ave. N

**22** Pinellas County Extension • 12520 Ulmerton Road, north of Ulmerton Road, entrance on 125th St. N Frontage Road

**23** Starkey Road Recycling Center • 1551 Starkey Road, north of Ulmerton Road, south of East Bay Drive

**24** Tri-City Plaza • U.S. 19 N and East Bay Drive, behind Ross store

## PALM HARBOR

**7** Curlew Retention Pond • 1740 Curlew Road, between Belcher Road and CR 1

**6** John Chesnut Sr. Park • 2200 East Lake Road

**5** William E. Dunn Water Reclamation Facility • 4111 Dunn Dr., Off Alt U.S. 19 N

## REDINGTON SHORES

**26** Redington Shores Town Hall • 17425 Gulf Blvd.

## SAFETY HARBOR

**10** Safety Harbor Fire Station 53 • 3095 McMullen-Booth Road

**11** Safety Harbor Public Works • 1200 Railroad Ave.

## SEMINOLE

**27** Lake Seminole Park • 10015 Park Blvd., east of Seminole Boulevard



GOING BEYOND THE TEXT ACTIVITY:

## WHY IS RECYCLING IMPORTANT TO YOU?

In this activity, you will plan, conduct and document interviews with two or more individuals who recycle in your community. You can interview family members, neighbors or teachers.

First, get the permission of and arrange a time to meet with the person you want to interview. Plan a visit, phone call or online meeting that takes no longer than an hour. Next, conduct some background research on your topic and interviewee.

Before the interview, develop a list of seven to 10 questions. Asking the right kinds of questions will result in more meaningful responses. Keep questions short, and ask open-ended (not yes no) questions. Write down new questions as you think of them during the interview. Some example questions might include:

- When and where were you born?
- Where did you grow up?
- What brought you to Florida? (if they did not grow up in Florida)
- How long have you been recycling?
- What got you interested in recycling?
- When did you start recycling?
- Why is recycling important to you?

Finally, decide how you want to document the interview (handwritten notes, photographs, and/or audio/video recording). If you plan to take photographs, think about the different things you may want to take pictures of. Be sure to ask for permission before recording or taking photographs.

After the interview, write down everything you can remember about the person you interviewed and what was happening around you. At home, expand your notes by following up on things you learned in your interview with more research. Write up your interview as though it was going to appear in the Tampa Bay Times.

Sources: New Hampshire State Council on the Arts, ReadWriteThink, The Washington Post Newspaper In Education Program, "Interviewing 101"

**Florida Standards:** ELA.412.EE.1.1; ELA.412.EE.2.1; ELA.412.EE.3.1; ELA.412.EE.4.1; ELA.412.EE.6.1; ELA.412.C.1.3; ELA.412.C.1.5; ELA.412.C.2.1; ELA.412.C.3.1; ELA.412.R.2.2; ELA.412.R.2.3; ELA.412.R.2.4



# RECYCLING DROP-OFF CENTERS

## ST. PETERSBURG

City of St. Petersburg Recycling/Brush Sites:

- 29** • 1000 62nd Ave. NE
  - 34** • 7750 26th Ave. N
  - 32** • 2453 20th Ave. N
  - 35** • 2500 26th Ave. S
  - 33** • 4015 Dr. MLK Jr. St. S
- 
- 30** Crescent Lake Park • 1320 Fifth St. N
- 
- 28** Pinellas County Solid Waste • 2855 109th Ave. N
- 
- 31** St. Petersburg Municipal Marina • 300 Second Ave. SE

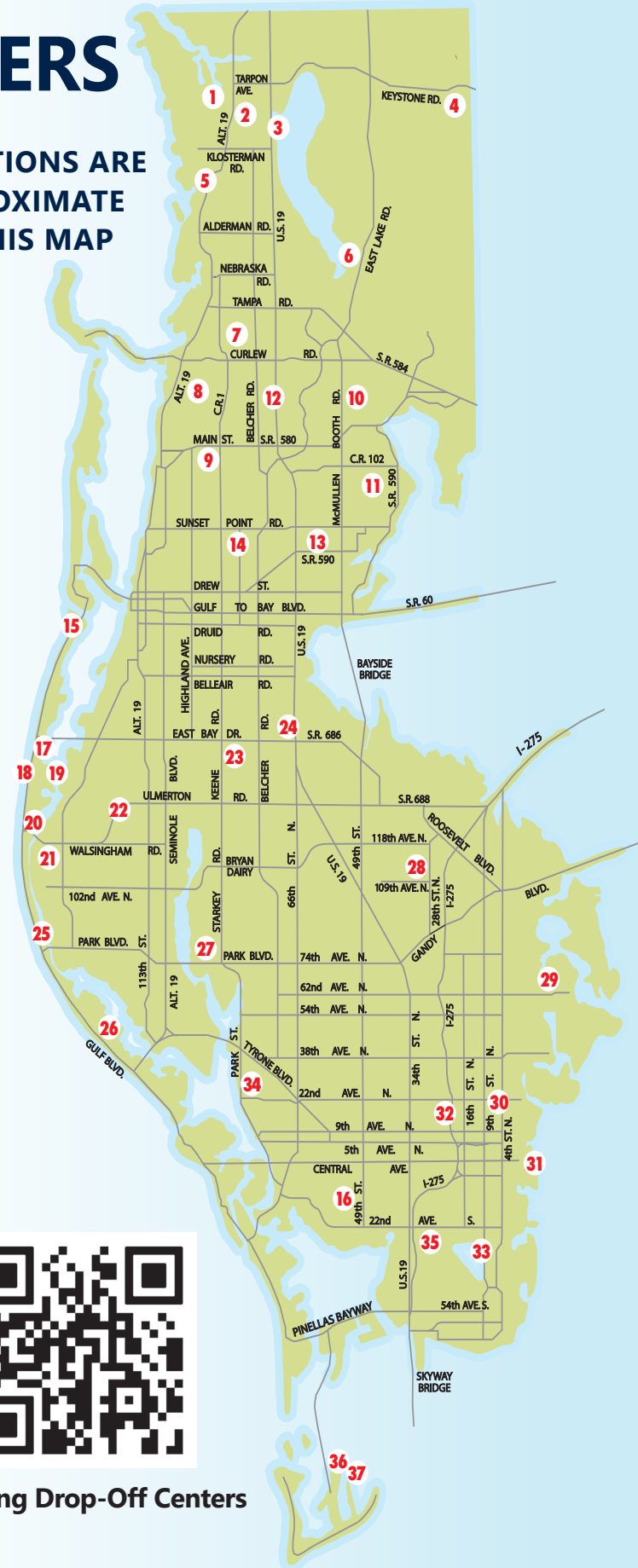
## TARPON SPRINGS

- 3** A.L. Anderson Park • 39699 U.S. 19 N, between Klosterman Road and Tarpon Avenue
- 4** Brooker Creek Education Center • 3940 Keystone Road
- 1** Tarpon Springs Fire Rescue Station 70 • 1023 Gulf Road
- 2** Tarpon Springs Yard Waste Facility • 898 S Levis Ave.

## TIERRA VERDE

- 36** Fort De Soto Park boat ramp overflow parking area - 3600 Pinellas Bayway S
- 37** Fort De Soto Park campground - 3500 Pinellas Bayway S

LOCATIONS ARE APPROXIMATE ON THIS MAP



Scan this QR code for an interactive online map of the recycling drop-off centers.



Recycling Drop-Off Centers

# HOUSEHOLD HAZARDOUS

## The County offers two convenient ways to drop off household chemicals.

These collection programs are free for Pinellas County households only. Government-issued ID is required and scanned for proof of residency. For information about business waste disposal, visit [Pinellas.gov/bizwaste](http://Pinellas.gov/bizwaste).

Questions? Visit [Pinellas.gov/hhw](http://Pinellas.gov/hhw) or call (727) 464-7500.



### HHW CENTER

109th Ave. N,  
St. Petersburg, FL 33716

Open select days a week  
from 7 a.m. to 5 p.m.

### HOUSEHOLD CHEMICAL COLLECTION EVENTS

Throughout Pinellas County

Open select Saturdays from  
9 a.m. to 2 p.m.

We added additional events at  
our HHW North location to  
better serve you!



HHW Calendar

Scan this QR  
Code to view  
hours, days and  
locations or visit  
[Pinellas.gov/hhw](http://Pinellas.gov/hhw).

The HHW Program  
diverts household  
hazardous waste from  
the garbage for proper  
recycling and disposal.



### GOING BEYOND THE TEXT ACTIVITY:

## HOUSEHOLD HAZARDOUS WASTE

Study the types of household hazardous waste Pinellas County residents can bring to the HHW Center for proper recycling and disposal, listed on Page 9.

In small groups, look through the Sunday and Wednesday advertisements in the Tampa Bay Times. Cut out as many examples of household hazardous waste as you can find. Using the information on Pages 8-9 and the product images that you have cut out, create a poster helping Pinellas County residents understand what types of waste are considered household hazardous waste. When designing your poster, try to use the "rule of thirds": 1/3 of your poster should be graphic elements,

1/3 should be written elements and 1/3 should be white space. Use the display advertisement (ads that include both images and text) in the Tampa Bay Times as examples.

As a class, compare the posters. Which posters do you think are most effective, and why? Which do you think are least effective, and why? Share the most effective posters with Pinellas County at [recycle@pinellas.gov](mailto:recycle@pinellas.gov).

**Florida Standards:** VA.312.C.1.1; VA.312.C.1.2; VA.312.C.2.3; VA.312.C.3.3; VA.312.F.3.1; ELA.312.EE.2.1; ELA.312.EE.3.1; ELA.312.EE.4.1; ELA.312.EE.5.1; ELA.312.EE.6.1





# WASTE (HHW) COLLECTION

## WHAT TO BRING



### AUTOMOTIVE PRODUCTS

- Oils and antifreeze (Limit: 5 gallons)
- Gasoline and diesel (Limit: 2 five-gallon DOT containers. No tanks.)



### MERCURY-CONTAINING DEVICES

- Thermometers • Thermostats
- Fluorescent bulbs (Limit: 12)




### CHEMICALS

- Adhesives/epoxies
- Aerosols • Cleaners



### LAWN & GARDEN CHEMICALS

- Pesticides/herbicides
- Fertilizers • Sprayers



### PAINT PRODUCTS

- Paints/stains • Solvents (Limit: 20 one-gallon containers, 5 five-gallon containers)



### POOL & SPA PRODUCTS

- Chlorine • Muriatic acid
- Cleaners/clarifiers



### SIGNAL FLARES

- Marine • Road



### RECHARGEABLE BATTERIES

- Including lithium-ion, mercury, nickel cadmium, and lithium
- Items with rechargeable batteries that cannot be removed

## HOW TO PACKAGE CHEMICALS

When you are getting ready to drop off your household chemicals at the HHW Center or a Household Chemical Collection Event, please package them as follows to help keep you and our staff safe and to minimize spills:

### DO:

- Place containers in a box or tray and use crumpled newspaper as packing material to prevent breakage.
- Place leaking containers in a clear, sealed bag; then in a box or tray.
- Place chemicals in trunk or truck bed, away from passengers.

### DO NOT:

- Mix chemicals together.
- Put containers in a bag, unless leaking.

# Thank you very 'mulch'

Pinellas County grinds yard waste and turns it into mulch at the Solid Waste Disposal Complex – reuse at its finest!

Even better, the County offers free mulch at convenient locations around the County.

Bring a shovel and transport container(s) and take as much as you need. For more information, visit [Pinellas.gov/mulch](http://Pinellas.gov/mulch) or scan this QR code for an online map of the mulch pickup sites.



Mulch Pickup Sites

# Artificial reefs

Pinellas County reuses environmentally-safe items, such as concrete pipes, steel beams and even entire ships to build artificial reefs.

There is a series of artificial reefs from 200 yards to 38 miles off the Gulf Coast. There are currently 13 offshore reef sites and 29 inshore reefs. A new reef site called King's Reef is in the works, and you can find its location on our online map at [Pinellas.gov/reef](http://Pinellas.gov/reef) or by scanning this QR code.

Not only do these reefs provide valuable habitats for marine life, they also create new and exciting attractions for scuba divers to explore.



Artificial Reef Map



GOING BEYOND THE TEXT ACTIVITY:

## REUSE, RECYCLE AND GARBAGE MATCHING GAME

Where do they go? Use the front cover and Page 3 of this Recycle Guide to decide whether these items are reusable, recyclable or garbage.

If the item is recyclable and is shown on the cover of the Recycle Guide, draw a line to the recycling bin.

If the item is not recyclable but could be reused, draw a line to the donation box.

If the item is not recyclable and not suitable for donation, draw a line to the garbage bin.


If the item is compostable, draw a line to the compost bin.

As a group or class, discuss:

- What items did you recycle?
- What items did you donate?
- Why do you think these items were donated instead of thrown away?
- What items did you throw away?
- Why did you throw away these items?

Source: Pinellas County Solid Waste, Kindergarten – Grade 2 Educational Resources: Garbage and Recycling

Florida Standards: ELA.K.12.EE.1.1; ELA.K.12.EE.2.1; ELA.K.12.EE.3.1; ELA.K.12.EE.4.1; ELA.K.12.EE.5.1; ELA.K.12.EE.6.1



# TOURS OF THE SOLID WASTE DISPOSAL COMPLEX

AVAILABLE TO EVERYONE AGES 8 & OLDER

Tours are approximately 90 minutes long and include a classroom presentation and driving tour.



Tours



Virtual Tour

## FOR MORE INFORMATION AND TO SIGN UP:

Call 727-464-7500 • Email [recycle@pinellas.gov](mailto:recycle@pinellas.gov) • Scan this QR code or visit [Pinellas.gov/educational-resources-garbage-and-recycling](https://Pinellas.gov/educational-resources-garbage-and-recycling)



“Emily did a fantastic job explaining and showing us the (path) that all our trash takes from start to finish at the facility! I felt great pride that Pinellas County has such a sophisticated and clean waste disposal complex.”



“Jasmine was very informative and educated. Really enjoyed the tour and learning about how things work at solid waste. Will recommend this tour to others.”



“Ashley did a wonderful presentation. I would highly recommend anyone going to visit and learn about how our waste is handled.”

CAN'T VISIT US IN PERSON? TAKE OUR \*NEW\* VIRTUAL TOUR!




MEET OUR OUTREACH TEAM!

(left to right) Leslie, Ashley, Emily, Jasmine and Stephanie

THIS COULD BE YOU!



GARDEN CLUB TOUR



## KIDDOS TOO YOUNG TO JOIN A TOUR?

Our team created online garbage and recycling activities for kindergarten through grade 2 students. Teachers: The activities are aligned with Florida Standards and can be used in the classroom. Check out the activities at [Pinellas.gov/k-2-resources-for-garbage-and-recycling](https://Pinellas.gov/k-2-resources-for-garbage-and-recycling).

SUGGESTIONS?  
REACH OUT TO US AT  
[RECYCLE@PINELLAS.GOV](mailto:RECYCLE@PINELLAS.GOV).

# RECYCLE ONLY



- Paper and cardboard
- Glass bottles and jars
- Plastic bottles and jugs
- Metal food and beverage cans
- Cartons



## MORE INFORMATION:

Visit [Pinellas.gov/recycle](https://www.pinellas.gov/recycle)

Call 727-464-7500

Email [recycle@pinellas.gov](mailto:recycle@pinellas.gov)

Visit [Pinellas.gov/where](https://www.pinellas.gov/where) to find reuse, recycling and disposal options for hundreds of materials on the **Where Does It Go? Search Tool**.



Recycle Guide



## About NIE

The Tampa Bay Times Newspaper in Education program (NIE) is a cooperative effort between schools and the Times Publishing Co. to encourage the use of newspapers in print and electronic form as educational resources — a “living textbook.”

Our educational resources fall into the category of informational text, a type of nonfiction text. The primary purpose of informational text is to convey information about the natural or social world.

NIE serves educators, students and families by providing schools with class sets of the Pulitzer Prize-winning Tampa Bay Times plus award-winning original educational publications, teacher guides, lesson plans, educator workshops and many more resources — all at no cost to schools, teachers or families.

In 2022-2023, NIE provided more than 200,000 print copies and almost 10 million e-Newspaper licenses to Tampa Bay classrooms.

For more information about NIE, visit [tampabay.com/nie](https://tampabay.com/nie), call 727-893-8138 or email [ordernie@tampabay.com](mailto:ordernie@tampabay.com). Follow us on X/Twitter at [twitter.com/TBTimesNIE](https://twitter.com/TBTimesNIE). Find us on Facebook at [facebook.com/TBTNIE](https://facebook.com/TBTNIE).

## NIE staff

Jodi Pushkin, manager, [jpushman@tampabay.com](mailto:jpushman@tampabay.com)

Sue Bedry, development officer, [sbedry@tampabay.com](mailto:sbedry@tampabay.com)

## Credits

Written by: Sue Bedry, Times staff and Pinellas County Solid Waste staff

Activities by: Sue Bedry and Jodi Pushkin, Times staff

Designed by: Stacy Rector, Fluid Graphic Design, [stacyrector1@comcast.net](mailto:stacyrector1@comcast.net), [fluidgraphicdesign.com](https://fluidgraphicdesign.com)

©Tampa Bay Times 2023

A text-only version of this guide can be found at [Pinellas.gov/recycleguide](https://www.pinellas.gov/recycleguide)

## Florida Standards

**This publication and its activities incorporate the following Florida Standards:** Florida Standards: ELA.312.EE.1.1; ELA.312.EE.2.1; ELA.312.EE.3.1; ELA.312.EE.4.1; ELA.312.EE.5.1; ELA.312.EE.6.1; ELA.312.C.1.3; ELA.312.C.1.5; ELA.312.C.2.1; ELA.312.C.3.1; ELA.312.F.1.3; ELA.312.F.1.4; ELA.312.F.2.2; ELA.312.F.2.3; ELA.312.F.2.4; ELA.312.R.2.1; ELA.312.R.2.2; ELA.312.R.2.3; ELA.312.R.2.4; ELA.312.V.1.1; ELA.312.V.1.3; VA.312.C.1.1; VA.312.C.1.2; VA.312.C.2.3; VA.312.C.3.3; VA.312.F.3.1

Tampa Bay  
**Times**  
**NIE**  
newspaper in education  
[tampabay.com/nie](https://tampabay.com/nie)